

Joan Saslow
Allen Ascher



Teen & Teen

One

Student Book
& Workbook 1



Extra Practice
CD-ROM

OXFORD

Teen & Teen

One

Student Book
& Workbook 1



OXFORD
UNIVERSITY PRESS

مرجع زبان انگلیسی در ایران

09304293050



@majazionline1

www.majazionline.ir

majazionline1@gmail.com



@majazionline.ir

کتابهای معلم - دانش آموز - ورک بوک

انواع: نمونه سوالات استاندارد - فاینال - میان ترم - پایان ترم

جواب کتابهای (معلم - دانش آموز - ورک بوک)

Real ...

Read and listen to everyday language.

Topic Snapshot

1.68 1. Read and listen to the conversation.



Lucas: Wow! Marcos, who's the new girl?
 Marcos: The tall girl?
 Lucas: Mm-hmm. She's pretty. What's her name?

12 You should visit Brazil!

Grammar: should for advice, statements and yes/no questions • should information questions
 Vocabulary: Reasons to visit a place
 Social language: Describe your country!

Topic Snapshot

1. Read and listen to the video webchat.

Video webchat transcript:

Ana: Hello, Daniel?
 Daniel: Are you there?
 Ana: I'm here, Ana. How are you?
 Daniel: Actually, I'm great! Daniel, guess what?
 Ana: What?
 Daniel: Julie Ducois is here with her family. From Canada! She's here in my apartment now.
 Julie: Hi, Daniel! It's true. We're here in Brazil for a week.
 Daniel: Hi, Julie! Lucky you!
 Julie: Yeah, Brazil is fantastic!
 Ana: Daniel, you should visit Brazil, too!
 Daniel: I should! That's an awesome idea. But what's Brazil like?
 Ana: Well, it's a really big country. The people are very nice. The weather is great. The restaurants are fantastic. And the beaches are awesome!
 Daniel: Hey, Julie! You should upload some photos of Brazil to Teen2Teen Friends. OK?
 Julie: Great idea!
 Ana: See you later, Daniel!
 Daniel: Bye, guys!

Meet friends from around the world on the Teen2Teen Friends social networking "website."

Teen2Teen

Give and accept compliments

2.46 1. Read and listen to the conversation.

- 2.47
- Positive adjectives: awesome!, cool!, great!, nice!
- A That sweater is so cool!
 - B This sweater?
 - A Yeah. It's great. And those red shoes are awesome!
 - B Thanks!
 - A You're welcome.



Learn authentic, social language that reflects your reality.

Realistic ...

6

Vocabulary Entertainment events

1.79 1. Look at the pictures. Read and listen.



1. a concert
2. a game
3. a movie
4. a party

1.80 2. Pronunciation Listen and repeat.

3. Complete each statement about the events with the Vocabulary.

1. Cool! David's birthday party is at 8:00!
2. Awesome! King Kong is my favorite _____.
3. Hey! What time is the volleyball _____?
4. The Lady Gaga _____ is at the Metro Theater on Saturday.

Study and learn new words from clear illustrations and photos. Pronounce them and use them right away.

Grammar Verb be: information questions with Where; be in for location

1. Study the grammar.

Where are you? I'm in Salvador!

Questions with Where	be in for location
Where are you?	I'm in Portugal.
Where am I?	You're in Paris.
Where is Flora?	She's in Spain.
Where is the book?	It's in my English class.

Language tips

- Where is = Where's
- Where are NOT Where're

Reminder

Write a question with a question mark (?).
 Write a statement with a period (.).

Simple and clear examples aid understanding and use.

For your reality ...

Today's International Five-Day Weather Forecast Tuesday, February 4

Favorite places
London: 8°C, Lima, Peru: 12°C, New York: 4°C

North America
Vancouver, Canada: Tue 8°C, Wed 14°C, Thu 14°C, Fri 8°C, Sat 8°C
Fortaleza, Brazil: Tue 31°C, Wed 32°C, Thu 31°C, Fri 31°C, Sat 24°C
Santiago, Chile: Tue 12°C, Wed 8°C, Thu 8°C, Fri 2°C, Sat 12°C

Yes, they can! Meet four awesome athletes

Meet Chinese weightlifter **Cao Lei**. She is from Hebei Province in China. Ms. Cao is very strong. She can lift 158 kilograms! Wow!

This is British jumper **J.J. Jegede**. Mr. Jegede is from East London. He is a very strong jumper. Look at the photo! He can jump over three cars! His friends say, "J.J., you're lots of fun. But please be careful!"

Veronica Campbell-Brown is from Clarks Town, Jamaica. Her family is very big (nine brothers and sisters)! She can run very fast. She can run 200 meters in 22.22 seconds! That's very fast! Her husband can also run fast. He's an athlete, too.

Australian swimmer **James Magnussen** can swim very fast - 50 meters in 22 seconds! He is from Port Macquarie, Australia. People say he is very handsome.



Use English to express your ideas and talk about your own life.



Talk to your classmates about subjects that interest you.

Read interesting articles written at a level you can understand and explore a variety of authentic text types.

4. Listening comprehension Listen to the conversations. Then listen again and complete each statement, according to the conversations.

- The green pants are / aren't great. The brown ones are / aren't so nice.
- The gray sweater is / isn't cool, but it is / isn't very expensive.
- The jacket is new / old. It's nice / not nice.
- His favorite color is / isn't orange. Her favorite color is / isn't orange.
- The shoes are / aren't good-looking. They're black / blue.


5. Listen again and check your answers.

Extend your learning
Use the activities in the Workbook and on the CD-ROM for extra practice.



Listening comprehension activities will give you practice understanding real spoken English.


Extra support from your teacher




Digital resources to help bring language to life in the classroom.



Interactive Grammar Presentations to help with learning.



Additional worksheets to consolidate and extend your learning.



Tests to record your progress.



Learning Objectives

Grammar



Vocabulary

Social language

Reading and Writing

Welcome to **Teen 2 Teen** page 6

<p>1. Welcome to English class. page 10</p>	<ul style="list-style-type: none"> Verb <i>be</i>: affirmative and negative Subject pronouns 	<ul style="list-style-type: none"> Greetings: hellos and goodbyes 	<ul style="list-style-type: none"> Greet your classmates Apologize for a mistake 	<p>Reading</p> <ul style="list-style-type: none"> Conversations and captions <p>Writing page 90</p> <ul style="list-style-type: none"> Writing a sentence: subjects and verbs
<p>2. Is she your mom? page 16</p>	<ul style="list-style-type: none"> Possessive adjectives Possessive 's and s' Verb <i>be</i>: <i>yes / no</i> questions and short answers Verb <i>be</i>: questions with <i>Who</i> and <i>What</i> 	<ul style="list-style-type: none"> The family 	<ul style="list-style-type: none"> Talk about your family 	<p>Reading</p> <ul style="list-style-type: none"> A picture story <p>Writing page 90</p> <ul style="list-style-type: none"> Using periods and question marks
<p>3. Teen 2 Teen Friends Where are you from? page 22</p>	<ul style="list-style-type: none"> Verb <i>be</i>: questions with <i>Where</i> <i>be in</i> for location <i>be from</i> for origin 	<ul style="list-style-type: none"> Countries, nationalities, and hometowns 	<ul style="list-style-type: none"> Discuss nationalities 	<p>Reading</p> <ul style="list-style-type: none"> An online message board Skill / strategy: Find supporting details <p>Writing page 91</p> <ul style="list-style-type: none"> Capitalization
<p>Review: Units 1–3 pages 28–29 All About You Progress Check</p>		<p>Cross-curricular Reading: Geography page 96</p>		<p>Teen 2 Teen Friends Magazine 1 page 100</p>
<p>4. Are we late? page 30</p>	<ul style="list-style-type: none"> Prepositions <i>on</i> and <i>at</i> Verb <i>be</i>: information questions with <i>What time</i>, <i>When</i>, and <i>What day</i> 	<ul style="list-style-type: none"> Clock times School subjects Days of the week Expressions of punctuality 	<ul style="list-style-type: none"> Confirm the time of a class 	<p>Reading</p> <ul style="list-style-type: none"> Profiles from a teen magazine Skill / strategy: Classify information <p>Writing page 91</p> <ul style="list-style-type: none"> More rules about capitalization
<p>5. The new girl is very cute! page 36</p>	<ul style="list-style-type: none"> Use of adjectives Intensifier <i>very</i> Verb <i>be</i>: information questions with <i>What color</i> Questions with <i>or</i> 	<ul style="list-style-type: none"> Adjectives to describe people Adjectives to describe eyes and hair 	<ul style="list-style-type: none"> Describe a person 	<p>Reading</p> <ul style="list-style-type: none"> On-the-street interviews Skill / strategy: Find supporting details <p>Writing page 92</p> <ul style="list-style-type: none"> Capitalization of sentences
<p>6. Teen 2 Teen Friends Today's my birthday! page 42</p>	<ul style="list-style-type: none"> Verb <i>be</i>: questions with <i>How old</i> Preposition <i>in</i> for months Preposition <i>on</i> for dates 	<ul style="list-style-type: none"> Entertainment events Months of the year Ordinal numbers 1st–31st 	<ul style="list-style-type: none"> Confirm the date of an event 	<p>Reading</p> <ul style="list-style-type: none"> An events calendar Skill / strategy: Scan for information <p>Writing page 92</p> <ul style="list-style-type: none"> Capitalization
<p>Review: Units 4–6 pages 48–49 All About You Progress Check</p>		<p>Cross-curricular Reading: Art page 97</p>		<p>Teen 2 Teen Friends Magazine 2 page 101</p>

	Grammar	Vocabulary	Social language	Reading and Writing
7. Here. Use my phone. <i>page 50</i>	<ul style="list-style-type: none"> Prepositions and expressions of position and location The imperative 	<ul style="list-style-type: none"> Rooms and furniture at home 	<ul style="list-style-type: none"> Help someone find something 	Reading <ul style="list-style-type: none"> A dos and don'ts list for English class Skill / strategy: Apply information Writing <i>page 93</i> <ul style="list-style-type: none"> Using exclamation points
8. It's really sunny now! <i>page 56</i>	<ul style="list-style-type: none"> <i>Let's / Let's not</i> 	<ul style="list-style-type: none"> Good weather and bad weather Free-time activities 	<ul style="list-style-type: none"> Talk about the weather Suggest activities 	Reading <ul style="list-style-type: none"> Weather forecasts Skill / strategy: Interpret visual symbols Writing <i>page 93</i> <ul style="list-style-type: none"> Using apostrophes
9. Teen2Teen Friends There's a school next door. <i>page 62</i>	<ul style="list-style-type: none"> <i>there is / there are</i> Questions with <i>How many</i> 	<ul style="list-style-type: none"> Expressions of location in the neighborhood Places in the neighborhood 	<ul style="list-style-type: none"> Ask about a neighborhood 	Reading <ul style="list-style-type: none"> A blog about your neighborhood Skill / strategy: Find supporting details Writing <i>page 94</i> <ul style="list-style-type: none"> Connecting words with commas and <i>and</i>
Review: Units 7–9 <i>pages 68–69</i> All About You Progress Check		Cross-curricular Reading: Earth Science <i>page 98</i>		
10. Look at those black jeans! <i>page 70</i>	<ul style="list-style-type: none"> Questions with <i>Which</i> Answers with <i>one / ones</i> <i>this / that / these / those</i> Intensifier <i>too</i> 	<ul style="list-style-type: none"> Clothes Colors 	<ul style="list-style-type: none"> Give and accept compliments 	Reading <ul style="list-style-type: none"> An online clothes store Skill / strategy: Apply prior knowledge Writing <i>page 94</i> <ul style="list-style-type: none"> Combining two sentences with <i>and</i>
11. I can do that! <i>page 76</i>	<ul style="list-style-type: none"> <i>can / can't</i> for ability: statements and <i>yes / no</i> questions Degrees of ability 	<ul style="list-style-type: none"> Abilities 	<ul style="list-style-type: none"> Discuss your abilities 	Reading <ul style="list-style-type: none"> Profiles of international athletes Skill / strategy: Classify information Writing <i>page 95</i> <ul style="list-style-type: none"> Combining sentences with <i>but</i>
12. Teen2Teen Friends You should visit Brazil! <i>page 82</i>	<ul style="list-style-type: none"> <i>should</i> for advice: statements and <i>yes / no</i> questions <i>should</i>: information questions 	<ul style="list-style-type: none"> Reasons to visit a place 	<ul style="list-style-type: none"> Describe your country 	Reading <ul style="list-style-type: none"> An online travel article Skill / strategy: Find supporting details Writing <i>page 95</i> <ul style="list-style-type: none"> Combining ideas with <i>or</i>
Review: Units 10–12 <i>pages 88–89</i> All About You Progress Check		Cross-curricular Reading: Life Science <i>page 99</i>		
Reference <i>pages 104–106</i>				
Workbook <i>pages W1–W37</i>				

Welcome to

Teen & Teen

Classroom directions

1.02)) 1. Read and listen.



1. read



2. listen



3. repeat



4. write



5. look

1.03)) 2. **Pronunciation** Listen and repeat.

The alphabet

1.04)) 1. Read and listen.



1.05)) 2. **Pronunciation** Listen and repeat.

About you!




Spell your name.

K-A-T-E

The classroom

1.06 **1. Look, listen, and read.**

1. a board
2. a marker
3. a teacher
4. a student
5. a picture
6. a table
7. a book
8. a desk
9. a pencil
10. an eraser
11. a chair
12. a notebook
13. a pen



1.07 **2. Pronunciation Listen and repeat.**











Numbers 0-10

1.08 **1. Read and listen.**

- | | | | | | | | | | | |
|----------|----------|----------|----------|----------|----------|----------|----------|----------|----------|-----------|
| 0 | 1 | 2 | 3 | 4 | 5 | 6 | 7 | 8 | 9 | 10 |
| zero | one | two | three | four | five | six | seven | eight | nine | ten |

1.09 **2. Pronunciation Listen and repeat.**

3. Look at the pictures. Write the numbers.

				
a. <u>three</u> notebooks	b. _____ erasers	c. _____ teachers	d. _____ chairs	e. _____ pens
				
f. _____ markers	g. _____ student	h. _____ books	i. _____ desks	j. _____ pictures

Numbers 11–20

1.10) 1. Read and listen.



1.11) 2. **Pronunciation** Listen and repeat.

3. Write the numbers.

- a. 15 fifteen c. 18 _____ e. 16 _____ g. 12 _____ i. 17 _____
 b. 19 _____ d. 14 _____ f. 20 _____ h. 13 _____ j. 11 _____

Numbers 21–100

1.12) 1. Read and listen.



1.13) 2. **Pronunciation** Listen and repeat.

3. Write the numbers.

- a. 31 thirty-one e. 86 _____ i. 58 _____ m. 82 _____
 b. 63 _____ f. 94 _____ j. 37 _____ n. 75 _____
 c. 42 _____ g. 77 _____ k. 41 _____ o. 68 _____
 d. 55 _____ h. 49 _____ l. 99 _____ p. 60 _____

Teen2Teen Friends

16:00

1.14 Connecting Teens Around the World!

Hi! I'm Julie Duclos.



Hey! Bruno Klein here.



Hello! I'm Gan Yu.



Adam Lucas, here. Hi!



I'm Daniel Campos. Hello!



Hi! I'm Su Berkan.



Hello! I'm Sandra Pacheco.

And I'm Ana Costa. Hi!



I'm Hana Lee. Hi!
Nice to meet you!

Meet the Teen2Teen Friends in Units 3, 6, 9, and 12,
and in the Teen2Teen Friends Magazine.

Welcome to English class.

Grammar: Verb *be* • Subject pronouns
Vocabulary: Greetings: hellos and goodbyes
Social language: Greet your classmates • Apologize for a mistake

Vocabulary Greetings: hellos and goodbyes

1.15) **1. Look at the pictures. Read and listen.**



1. Phil: Hi!
 Jen: Hello!
 Marie: Hi!



2. Teacher: Good morning.
 Classmates: Good morning.



3. Wendy: Good afternoon.
 Ms. Miller: Good afternoon.



4. Hostess: Good evening.
 Mr. Bates: Good evening.



5. Dad: Goodbye.
 Kids: Goodbye.



6. Mom: Good night.
 Paula: Good night.

1.16) **2. Pronunciation Listen and repeat.**

3. Circle the correct greeting.

1. 18:30 Good morning. / Good evening.

3. 14:00 Good morning. / Good afternoon.

2. 10:00 Good morning. / Good evening.

4. 22:00 Good night. / Good afternoon.

4. Write the correct greeting.



1. You Hi! / Hello!



2. You _____



3. You _____



4. You _____


Topic Snapshot

1.17 **1. Read and listen to the conversation.**



Sam: Good morning! I'm Sam.

Lucy: Hello! I'm Lucy.



Sam: Nice to meet you, Lucy.

Lucy: Nice to meet you, too, Sam.



Teacher: Good morning. I'm Ms. Lane. Welcome to English class.

Sam and

Lucy: Good morning, Ms. Lane.

2. Choose the correct greeting.

1. I'm Claire.
 - a. Nice to meet you, Claire.
 - b. Goodbye.
2. I'm Dave.
 - a. Hello, Dave. I'm Ellen.
 - b. Good night.
3. Nice to meet you.
 - a. Good night.
 - b. Nice to meet you, too.
4. I'm Ms. Jones.
 - a. Nice to meet you, too.
 - b. Hello, Ms. Jones.

1.18 **3. Now listen and check your answers.**

1.19 **4. Listening comprehension** Listen to the conversations. Write the words to complete the conversations.

1. A: Hello ! I'm Max.
B: Hello, Max. I'm Sara.
2. A: Hi, Patrick. I'm Alex.
B: _____, Alex.
3. A: Hello. I'm Gabriel.
B: _____, Gabriel. I'm Mr. Smith. I'm the teacher.
4. A: Good morning, Mr. Smith. Nice to meet you.
B: _____ to English class.

Grammar Verb *be*: affirmative; Subject pronouns

1. Study the grammar.






subject pronoun

I

verb *be*

am Dan.

I'm Dan.

Singular subject pronouns	Singular affirmative statements	Contractions
 I	I am Paula.	I'm Paula.
 you	You are Dennis.	You're Dennis.
 he	He is a student.	He's a student.
 she	She is a teacher.	She's a teacher.
 it	It is a pencil.	It's a pencil.



Language tip

- **a** and **an**
a pencil / a marker / a student **BUT** an eraser

1.20

2. Pronunciation Listen to the grammar examples. Repeat.

3. Complete the sentences. Write the correct subject pronouns and a form of *be*. Use contractions.



1. He's Leo.



2. _____ Susan.



3. _____ a book.



4. _____ Mr. Soares.






5. _____ Ms. Davis.
_____ the teacher.

1.21

4. Now listen and check your answers.

5. Study the grammar.

Plural subject pronouns	Singular affirmative statements	Contractions
 we	We are students.	We're students.
 you	You are classmates.	You're classmates.
 they	They are Tom and Ben. They are notebooks.	They're Tom and Ben. They're notebooks.

We're classmates.



Language tip

- Always use a subject pronoun.
She is a teacher. NOT Is-a-teacher.
They are students. NOT Are-students.

1.22

6. **Pronunciation** Listen to the grammar examples. Repeat.

7. Complete the statements. Write the correct subject pronouns and a form of *be*. Use contractions.



1. They're students.



2. _____ pens.



3. _____ Melissa and Anne.

1.23

8. Now listen and check your answers.

9. Write statements. Change the contractions to full forms.

- I'm Zara. I am Zara
- We're classmates. _____
- He's a teacher. _____
- They're markers. _____
- You're students. _____
- It's a book. _____

Grammar Verb *be*: negative

I'm not Dan. I'm Tim.

1. Study the grammar.

Negative statements	Contractions
I am not Ellen.	I'm not Ellen.
You are not a teacher.	You're not a teacher. OR You aren't a teacher.
He is not Jake.	He's not Jake. OR He isn't Jake.
She is not Ann.	She's not Ann. OR She isn't Ann.
It is not an eraser.	It's not an eraser. OR It isn't an eraser.
We are not teachers.	We're not teachers. OR We aren't teachers.
You are not Amy and Ed.	You're not Amy and Ed. OR You aren't Amy and Ed.
They are not markers.	They're not markers. OR They aren't markers.



2. Pronunciation Listen to the grammar examples. Repeat.

3. Look at the pictures and the names. Then complete the conversations. Use contractions.

1. We're _____ Lily and Elena.
We're not _____ Julia and Kate.

2. Cathy?

No. _____ Cathy.
_____ Erica.

3. Steven?

No. _____ Steven.
_____ Steven.

4. Laura?

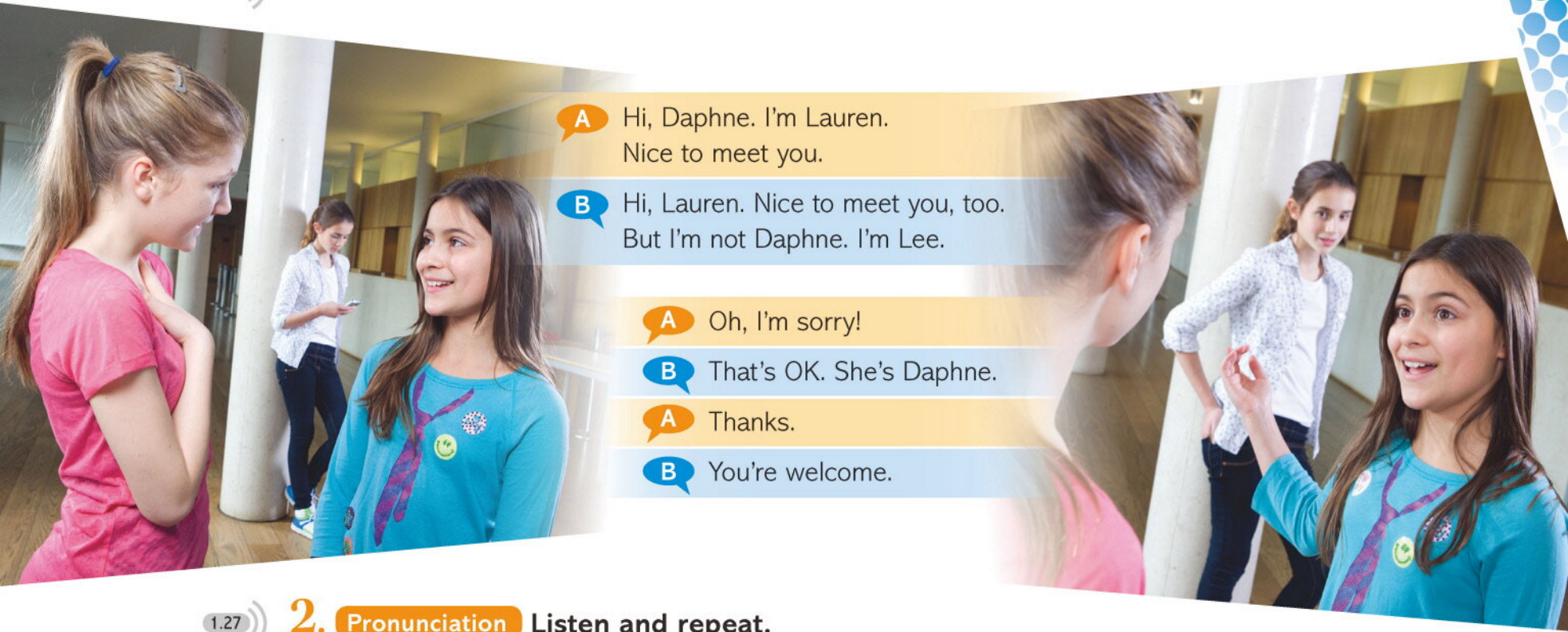
No. _____ Laura.
_____ Lisa.
_____ Laura.

4. Listening comprehension Listen to the conversations. Circle T (true) or F (false).

- | | | | |
|-----------------------|--|----------------------|---|
| 1. She's Sarah. | <input checked="" type="radio"/> T / <input type="radio"/> F | 4. She's Katie. | <input type="radio"/> T / <input type="radio"/> F |
| 2. She's Kristen. | <input type="radio"/> T / <input type="radio"/> F | 5. He's Edward. | <input type="radio"/> T / <input type="radio"/> F |
| 3. He's not Jonathan. | <input type="radio"/> T / <input type="radio"/> F | 6. They're teachers. | <input type="radio"/> T / <input type="radio"/> F |

Greet your classmates; Apologize for a mistake

1.26 **1. Read and listen to the conversation.**



A Hi, Daphne. I'm Lauren.
Nice to meet you.

B Hi, Lauren. Nice to meet you, too.
But I'm not Daphne. I'm Lee.

A Oh, I'm sorry!

B That's OK. She's Daphne.

A Thanks.

B You're welcome.

1.27 **2. Pronunciation Listen and repeat.**

3. Guided conversation Write the names of four classmates on the notepad. Then create a NEW conversation. Use your name and the names of two classmates from your notepad.

A Hi, _____. I'm _____.
Nice to meet you.

B Hi, _____. Nice to meet you, too.
But I'm not _____. I'm _____.

A Oh, I'm sorry!

B That's OK. _____'s _____.

A Thanks.

B You're welcome.




Read your new conversation with your partner.
Then read the conversation in your partner's book.

Grammar: Possessives • Verb *be*: yes/no questions • Questions with *Who* and *What*
Vocabulary: The family
Social language: Talk about your family

Topic Snapshot

1.28 **1. Read and listen to the conversation.**



Niki: Look, Gil. Here's a photo of my teacher.

Gil: Cool! What's her name?

Niki: Ms. Nelson. And here are my classmates, Ty and Wendy.



Gil: Who's he?

Niki: That's my friend, Bill.

Gil: Hey, am I your friend, too?

Niki: Of course!



Gil: Hi!

Niki: Is she your mom?

Gil: Yes, she is. And he's my little brother.

Niki: Oh! What's his name?

Gil: Gary.

2. Match the name with the relationship.

1. Gary
2. Gil and Niki
3. Ms. Nelson
4. Bill
5. Ty and Wendy

- a. teacher
- b. classmates
- c. friends
- d. friend
- e. brother

Grammar Possessive adjectives; Possessive 's and s'

1. Study the grammar.

Possessive 's and s'

Niki is Gil's friend.
 Niki is Gil and Bill's friend.
 Her friend's brother is Gary.
BUT Her friends' names are Gil and Bill.

Subject pronouns	Possessive adjectives
I	my
you	your
he	his
she	her
it	its

Subject pronouns	Possessive adjectives
you	your
we	our
they	their



2. Pronunciation Listen to the grammar examples. Repeat.

3. Look at the pictures. Complete the statements with the correct possessive adjectives, according to the Topic Snapshot on page 16.

1. Gary is his brother.

2. Bill is _____ friend.

3. Ms. Nelson is _____ teacher.

4. Ms. Nelson is _____ teacher.

5. Gil is _____ friend.

6. So, Ms. Nelson is _____ teacher!

4. Complete the statements with possessive 's or s'.

- Niki's _____ teacher is Ms. Nelson.
- Gary is Gil _____ brother.
- They're her two classmate _____ notebooks.
- Niki is Ty and Wendy _____ classmate.

Grammar

Verb *be*: *yes / no* questions and short answers

1. Study the grammar.

yes / no questions	Short answers
Are you my teacher?	Yes, I am. No, I'm not.
Am I your student?	Yes, you are. No, you're not. OR No, you aren't.
Is she Gil's mom?	Yes, she is. No, she's not. OR No, she isn't.
Is Bill her brother?	Yes, he is. No, he's not. OR No, he isn't.
Are you our classmates?	Yes, we are. No, we're not. OR No, we aren't.
Are we Ms. Nelson's students?	Yes, you are. No, you're not. OR No, you aren't.
Are Ty and Wendy Niki's friends?	Yes, they are. No, they're not. OR No, they aren't.

Is she your teacher?

Yes, she is.

1.30

2. Pronunciation Listen to the grammar examples. Repeat.

3. Complete the short answers.


- A: Is Niki a student?
B: Yes, she is.
- A: Is Gary Niki's brother?
B: No, _____.
- A: Is Ms. Nelson Gil's teacher?
B: No, _____.
- A: Are Gil and Bill Niki's friends?
B: Yes, _____.
- A: Are Ty and Wendy Gil's classmates?
B: No, _____.
- A: Am I your classmate?
B: Yes, _____.

4. Complete each conversation with a *yes / no* question.

- A: Is she our teacher _____? (she / our / teacher)
B: Yes, she is.
- A: _____? (they / your / friends)
B: Yes, they are.
- A: _____? (he / Gil's / brother)
B: No, he isn't.
- A: _____? (we / your / classmates)
B: No, you aren't.
- A: _____? (she / Bill and Gil's / friend)
B: Yes, she is.
- A: _____? (I / your / teacher)
B: Yes, you are.

Vocabulary The family

1.31 **1. Look at the photos. Read and listen.**



1.32 **2. Pronunciation Listen and repeat.**

3. Write the correct family relationships.

1. Joanne is Olivia's grandmother / grandma.
2. Jerry and Joanne are Hope's _____.
3. Tom and Jessica are Hope's _____.
4. Olivia is Hope and Zack's _____.
5. Jerry is Olivia's _____.

1.33 **4. Listening comprehension Look at the photos in Exercise 1 again. Then listen to the statements. Circle the correct names.**

1. Jerry / Joanne
2. Tom / Jerry
3. Olivia and Zack / Jessica and Tom
4. Olivia / Jessica
5. Hope / Jessica



Complete the statement about your family.

My _____.

Grammar Verb *be*: questions with *Who* and *What*

1. Study the grammar.

Questions with <i>Who</i>	
Who am I?	You're Jorge!
Who are you?	I'm your classmate.
Who's Maria?	She's my sister.
Who's your teacher?	Ms. Nelson.
Who are they?	They're my grandparents.

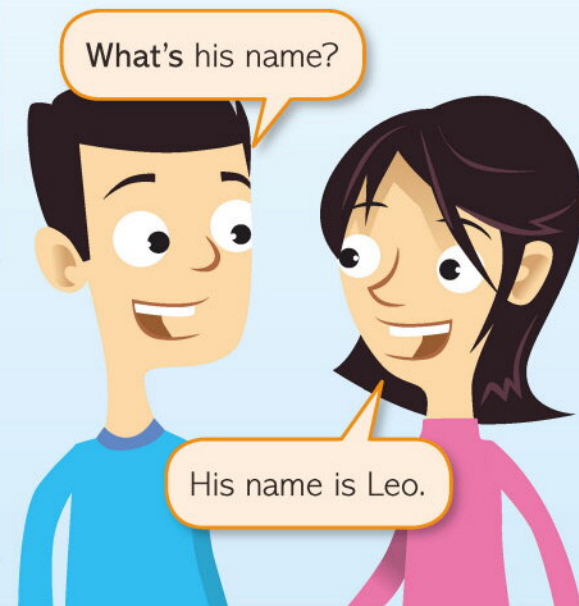


Personal information

1.34 Listen and repeat.

family name
phone number
e-mail address
nickname

Questions with <i>What</i>	
What's your family name?	It's Ramirez.
What's our phone number?	555-9807.
What's her e-mail address?	paulaz@costa.br.
What's Ricardo's nickname?	It's Ricky.
What are their names?	Steve Kraft and Beth Peters.



Language tips

- *Who's* = *Who is*
- *What's* = *What is*
- *Who are* **NOT** ~~*Who're*~~
- *What are* **NOT** ~~*What're*~~

1.35 2. Pronunciation Listen to the grammar examples. Repeat.

3. Complete the questions. Choose *Who* or *What*.

- A: Who / What is she?
B: She's my teacher.
A: Really? Who / What is her name?
B: Ms. Bora.
- A: Who / What are they?
B: They're my sisters.
A: And who / what is their teacher?
B: Their teacher is Mr. Rouse.
- A: Is he your brother?
B: Yes, he is.
A: Who / What is his e-mail address?
B: It's paulo6@costa.br.
- A: Nice photo. Who / What is he?
B: Oh, that's Julio. He's my friend.
A: Really? Who / What is his family name?
B: His family name? It's Silva.

4. Write questions with *What* for a partner. Write answers in your partner's book.

- (family name) What's your family name ? My family name is ...
- (nickname) _____ ? _____
- (friends' names) _____ ? _____
- (parents' names) _____ ? _____




1.36) **1. Read and listen to the conversation.**

- A** Look. Here's a picture of my family.
- B** Cool! Who's she?
- A** Oh, she's my sister.
- B** What's her name?
- A** Frances. But her nickname is Fran.
- B** And who are they? Are they your grandparents?
- A** Yes, they are.
- B** That's great!

1.37) **2. Pronunciation Listen and repeat.**

3. Guided conversation Create a NEW conversation.

Draw a picture of your family, or bring photos to class.



A Look. Here's a picture of my family.

B Cool! Who's _____?

A Oh, _____'s my _____.

B What's _____?

A _____, But _____ nickname is _____.

B And who are they? Are they your _____?

A _____.

B That's great!



Read your new conversation with your partner.
Then read the conversation in your partner's book.

Where are you from?

Grammar: Verb *be*: questions with *Where* • *be in* for location • *be from* for origin
Vocabulary: Countries, nationalities, and hometowns
Social language: Discuss nationalities

Topic Snapshot

1.38

1. Read and listen to the posts.

Teen2Teen Friends

The screenshot shows a chat interface for 'Teen2Teen Friends' at 16:00. On the left is a profile for Ana Costa with a navigation menu: Question of the day, Events calendar, My blog, Video webchat, and Favorites. Below the menu are 'My friends' Su Berkan and Adam Lucas. The chat messages are as follows:

Sender	Message	Time
Ana	Hello! I'm new. Who's on Teen2Teen Friends today? 😊	
Su	Hi, Ana. Welcome to Teen2Teen Friends!	15:30
Ana	Hi, Su! Where are you?	15:33
Su	I'm in Istanbul, in Turkey. I'm a student.	15:35
Ana	Really? I'm a student, too.	15:40
Su	That's great! Where are you?	15:41
Ana	I'm in Brazil.	15:42
Adam	Hi! Adam here.	15:55
Su	Hey, Adam! Where are you?	15:56
Adam	I'm in Los Angeles, in the United States.	15:57
Su	Welcome to Teen2Teen Friends, everyone. This is so cool!	15:58

At the bottom of the chat is a 'Post a comment ...' input field.

2. Complete each statement. Circle the correct words.

1. Ana / Su is in Brazil.
2. Ana / Su is in Turkey.
3. Ana's family name is Berkan / Costa.
4. Istanbul is in Brazil / Turkey.
5. Ana and Su are friends / classmates on Teen2Teen Friends.
6. Adam is in the United States / Brazil.

Grammar Verb *be*: information questions with *Where*; *be in* for location

1. Study the grammar.

Where are you? I'm in Salvador!

Questions with <i>Where</i>	<i>be in</i> for location
Where are you?	I'm in Portugal.
Where am I?	You're in Paris.
Where is Flora?	She's in Spain.
Where is the book?	It's in my English class.



- Language tips**
- *Where is* = *Where's*
 - *Where are* **NOT** *Where're*

Reminder

Write a question with a question mark (?).
Write a statement with a period (.).

2. **Pronunciation** Listen to the grammar examples. Repeat.

1.39

3. Read the posts on Teen2Teen Friends on page 22 again. Answer the questions. Use a period.

- Where is Su? She's in Turkey.
- Where is Ana? _____
- Where is Adam? _____

4. Look at the pictures. Write questions with *Where*. Write answers with *be in*. Use question marks and periods.



- Q: Where is she?
A: She's in China.
- Q: _____
A: _____
- Q: _____
A: _____
- Q: _____
A: _____



Where are you? Complete the statement.

I'm _____

Grammar *be from* for origin

1. Study the grammar.

Statements	
Affirmative statements	Negative statements
I'm from Peru.	I'm not from Bolivia.
She's from South Korea.	She's not from Japan. OR She isn't from Japan.
We're from Colombia.	We're not from Ecuador. OR We aren't from Ecuador.

Information questions	
Where are you from ?	I'm from Taipei.
Where are your parents from ?	They're from China.
Where is this book from ?	It's from the United States.
Where is Adam Lucas from ?	He's from Los Angeles.

She's in New York.
But she's from Brazil.



1.40 2. Pronunciation Listen to the grammar examples. Repeat.

3. Complete the conversations.

- A: Where are you from?
B: I'm from Panama.
- A: Where are your grandparents from?
B: _____ Egypt.
- A: _____ is Silvio _____?
B: He's _____ Rome, Italy.
- A: Is your sister _____ Havana?
B: Yes, she is. But she's in Miami now.

1.41 4. Now listen and check your answers.

5. Write an affirmative and a negative statement about each of the students on Teen2Teen Friends. Use contractions.

- Su (Turkey / ~~Brazil~~) Su's from Turkey. She's not from Brazil.
- Adam (~~Mexico~~ / the United States) _____
- Ana (Brazil / ~~Colombia~~) _____

6. Write two information questions for your partner. Write answers to your partner's questions in your partner's book.

Your questions

Where are your grandparents from?

Your partner's answers

They're from Fortaleza.

Vocabulary Countries, nationalities, and hometowns

1.42

1. First look at Julie's profile on Teen2Teen Friends. Then look at the other profiles. Read and listen.



Julie Duclos
Country: Canada
Nationality: Canadian
Hometown: Montreal



Bruno Klein
Germany
German
Munich



Gan Yu
China
Chinese
Beijing



Daniel Campos
Mexico
Mexican
Mexico City



Adam Lucas
the United States
American
Los Angeles



Sandra Pacheco
Colombia
Colombian
Cali



Ana Costa
Brazil
Brazilian
Brasilia



Su Berkan
Turkey
Turkish
Istanbul



Hana Lee
South Korea
Korean
Seoul

Teen2Teen
Friends

1.43

2. **Pronunciation** Listen and repeat: *country, nationality, and hometown*.

1.44

3. **Pronunciation** Now listen and repeat the countries, nationalities, and hometowns in the profiles.

1.45

4. **Listening comprehension** Listen to the conversations.

Then listen again and complete the statements with *in* or *from*.

- Her brother is in Mexico.
- Lou is _____ Cali.
- She's _____ Canada.
- His grandparents are _____ China.
- They're _____ Peru.
- Sean's teacher is _____ South Korea.

1.46

5. **Listening comprehension** Listen to the conversations. Then listen again and circle T (true) or F (false).

- Their teacher is Brazilian. T / F
- Mary is from Germany. T / F
- She's in Canada. T / F
- Her father is from Los Angeles. T / F
- They're American. T / F

Reading An online message board

- 1.47 **1. Read the messages on Teen2Teen Friends. Who are the three celebrities?**

Teen2Teen Friends

Question of the day Who is your favorite celebrity? Upload his or her photo.

<div style="display: flex; align-items: center;"> <div> <p>Adam Lucas: It's Seven! He's a singer, an actor, and a dancer.</p> </div> </div>	<div style="display: flex; align-items: center;"> <div> <p>Su Berkan: My favorite celebrity is Selena Gomez.</p> </div> </div>	<div style="display: flex; align-items: center;"> <div> <p>Ana Costa: My absolute favorite celebrity is Alexandre Pato.</p> </div> </div>
<p>Seven's real name is Choi Dongwook, but his nickname is Se7en (Seven). Se7en is an interesting name! He's Korean, and his hometown is Seoul. He's totally awesome.</p>	<p>Selena Gomez is a singer and an actor from the United States. Selena's mother is an actor, too. She's American from an Italian family. Selena's father is from Mexico. My favorite Selena Gomez song is <i>Send it On</i>. Oh! My two other favorite singers are Demi Lovato and Miley Cyrus.</p>	<p>Alexandre is an athlete. He's a soccer player. He's from my country, Brazil. Alexandre's real family name is Rodrigues da Silva, but his nickname is Pato because he's from Pato Branco. Pato Branco is a city in the state of Parana.</p>
<input style="width: 90%;" type="text" value="Write a comment ..."/>	<input style="width: 90%;" type="text" value="Write a comment ..."/>	<input style="width: 90%;" type="text" value="Write a comment ..."/>

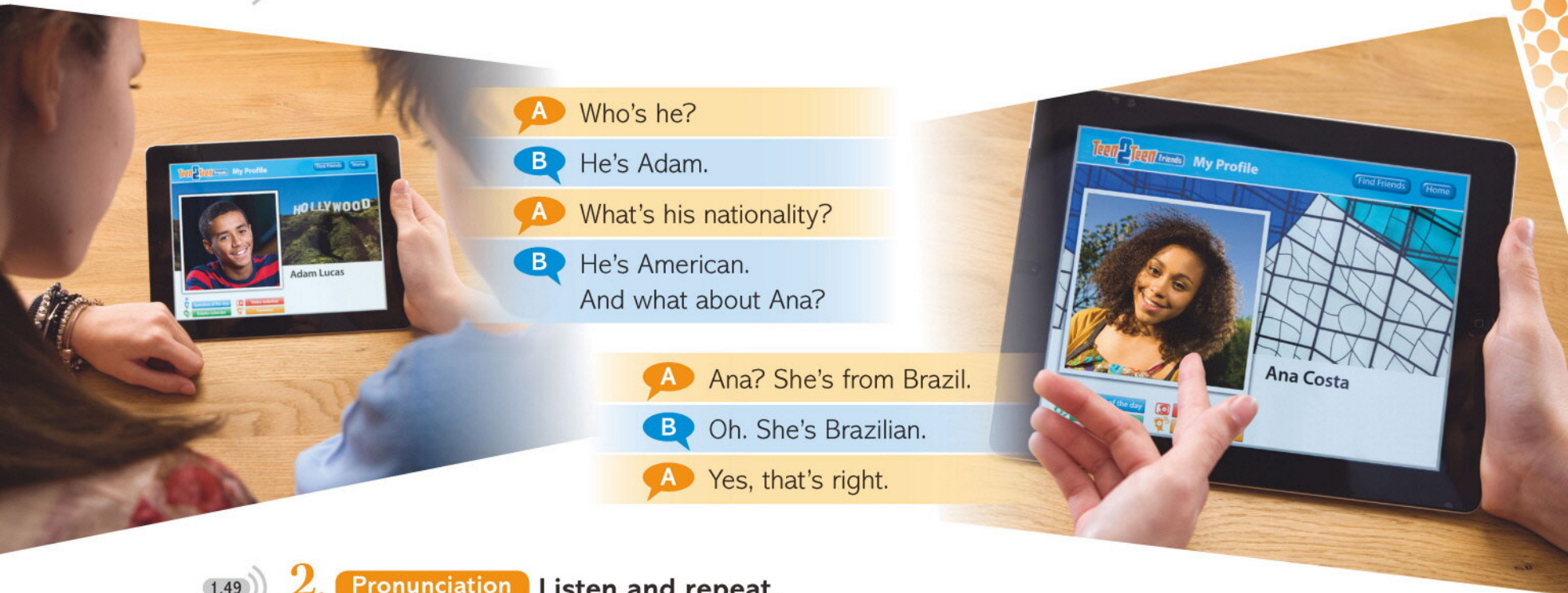
2. Complete each statement. Circle the correct word or phrase.

1. Seven's name is Seoul, South Korea / Choi Dongwook
2. His nationality is South Korea / Korean.
3. Su's favorite Selena Gomez song is Demi Lovato / *Send it On*.
4. Miley Cyrus and Demi Lovato are Su's other favorite singers / Selena Gomez's friends.
5. Selena Gomez's father is Mexican / Italian.
6. Pato Branco is Alexandre Pato's nickname / hometown.
7. Alexandre Pato is Brazilian / Brazil.

3. Complete the answer to each question.

1. What is Choi Dongwook's nickname? It's Se7en / Seven.
2. Where is he from? He's _____.
3. Who are Su's favorite singers? They're _____.
4. What is Selena's father's nationality? He's _____.
5. What's the athlete's real family name? It's _____.
6. Where is Alexandre Pato from? He's _____.

1.48 **1. Read and listen to the conversation.**



- A** Who's he?
- B** He's Adam.
- A** What's his nationality?
- B** He's American. And what about Ana?

- A** Ana? She's from Brazil.
- B** Oh. She's Brazilian.
- A** Yes, that's right.

1.49 **2. Pronunciation Listen and repeat.**

3. Guided conversation Create a NEW conversation. Use the photos and the information.



Hana, South Korea

A Who is _____?

B _____'s _____.



Julie, Canada

A What's _____ nationality?

B _____'s _____. And what about _____?



Daniel, Mexico

A _____? _____'s from _____.

B Oh. _____'s _____.



Su, Turkey

A Yes, that's right.



Gan, China



Sandra, Colombia

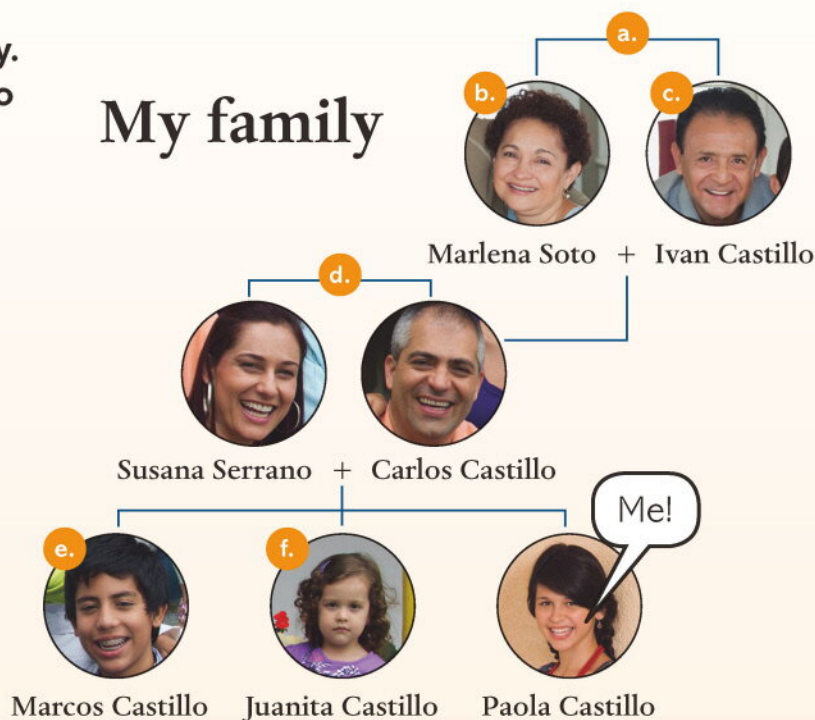


Read your new conversation with your partner. Then read the conversation in your partner's book.

Review: Units 1–3

1. Look at the photos of Paola's family. Write the letter of the correct photo for each family relationship.

1. My sister f
2. My grandma _____
3. My parents _____
4. My brother _____
5. My grandpa _____
6. My grandparents _____



2. Answer the questions with short answers about the family in Exercise 1. Use contractions.

1. Are Paola's grandparents Susana Serrano and Carlos Castillo? No, they aren't.
2. Is Juanita Paola's brother? _____
3. Is Juanita Marcos's sister? _____
4. Is Marlena Susana's mother? _____
5. Is Carlos Susana's brother? _____
6. Are Paola's grandparents Marlena and Ivan? _____

3. Change the underlined words and phrases to possessive adjectives.

1. Susana and Carlos are Paola's parents. Susana and Carlos are her parents.
2. Ivan is Carlos's father. _____
3. Marcos's sisters are Juanita and Paola. _____
4. Juanita's and my mom is Susana. _____
5. My grandma's name is Marlena. _____

4. Look at the identity card. Complete the paragraph about Andy. Use the words below.

e-mail address family name hometown
nationality ~~nickname~~

Anderson's (1) nickname is Andy. His (2) _____ is Recife. His (3) _____ is Brazilian. His (4) _____ is Alves, and his (5) _____ is andy@bnet.br.



5. Read each conversation. Check the correct statement.

Alvaro: Dad, this is my teacher, Mr. Ash.
Mr. Santos: Hello, Mr. Ash. Nice to meet you.
Mr. Ash: Nice to meet you too, Mr. Santos.

1. Mr. Santos is the teacher.
 Mr. Ash is the teacher.

Ellie: Are your parents from Chile?
Andrew: Well, actually my mom's from Chile, but my dad isn't.
Ellie: Where's he from?
Andrew: My dad's from the United States.

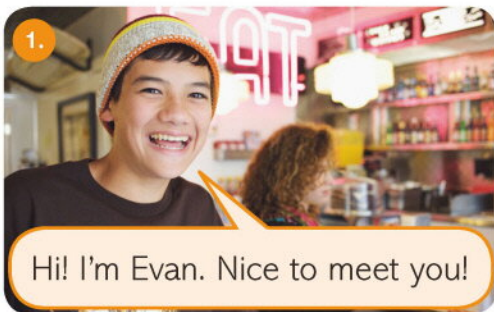
2. Andrew's parents are from the United States.
 Andrew's dad is from the United States.

6. Complete each question with *Who*, *What*, or *Where*. Then write an answer.

- Where is Amy? (the United States) Amy is in the United States.
- _____ is she from? (France) _____
- _____ is her sister? (Flora) _____
- _____ is James's family name? (Stevenson) _____
- _____ is your favorite teacher? (Mr. Alt) _____
- _____ is their hometown? (Beijing) _____

All About You

1. Write your own response to each person.



You _____



You _____



You _____

2. Complete the personal statements about you and your family.

My name is _____ . My country is _____ .
My family name is _____ . My nationality is _____ .
My nickname is _____ . My hometown is _____ .

Progress Check

✓ Check what you can do.

- Greet my classmates
- Discuss nationalities
- Apologize for a mistake
- Use the Unit 1–3 grammar and vocabulary
- Talk about my family



Are we late?

Grammar: Prepositions *on* and *at* • Information questions with *What time*, *When*, *What day*
Vocabulary: Clock times • School subjects • Days of the week • Expressions of punctuality
Social language: Confirm the time of a class

Vocabulary Clock times

1.50 **1.** Look at the pictures. Read and listen.



1. It's three o'clock. 2. It's three thirty. 3. It's four fifteen. 4. It's four forty-five.



5. It's ten twenty. 6. It's one forty. 7. It's twelve twelve. 8. It's six oh eight.

a.m. and p.m. / 24-hour clock

- 00:00–11:59 = **a.m.**
- 12:00–23:59 = **p.m.**
- 10:00 p.m. = 22:00

Writing and telling the time

- Write: **5:07** Say: "five oh seven."
- It's one o'clock. It's one thirty.
NOT It's ~~one thirty o'clock.~~

1.51 **2.** **Pronunciation** Listen and repeat.

3. Look at the clocks. Write the time in numbers. Then write the time in words.



1. It's two o'clock. 2. _____



3. _____ 4. _____



5. _____ 6. _____



7. _____ 8. _____

What time is it?



Topic Snapshot

1.52

1. Read and listen to the conversation at school.



Paul: Brad, what time is it?
 Brad: Now? It's 8:30.
 Paul: 8:30? Oh, no! Are you sure?
 Brad: Yes, I am. Why?

Paul: Because the meeting for new students is at 8:00!
 Brad: No way!
 Paul: It is. Look at the sign! Today's Monday, right?
 Brad: Yes, it is. We're late!

2. Complete each statement, according to the Topic Snapshot.
 Circle the correct word or phrase.

- Paul and Brad are / aren't new students.
- The meeting is / isn't for new students.
- It's in Room 22 / 8.
- It's 8:00 / 8:30 now.
- Today is / isn't Monday.
- The meeting is / isn't today.
- The meeting is / isn't at 8:30.
- The two students are / aren't late.

Vocabulary School subjects

1.53


1. Look at the pictures. Read and listen.



1. English class



2. gym class



3. math class



4. geography class



5. science class



6. art class

1.54

2. **Pronunciation** Listen and repeat.

Grammar Verb *be*: information questions with *What time* and *When*; Preposition *at*

1. Study the grammar.

What time is it?	It's one fifteen.
What time is math class?	It's at one thirty.
When is geography class?	It's at three thirty.
Is it four o'clock?	Yes, it is. / No, it's not. OR No, it isn't.
Is science class at eight thirty?	Yes, it is. / No, it's not. OR No, it isn't.

What time's art class?

It's at one o'clock.



Language tips

- *What time is gym class?* = *When is gym class?*
- *What time is it?* **NOT** ~~*What time's it?*~~

1.55

2. Pronunciation Listen to the grammar examples. Repeat.

3. Match the questions and the answers.

- | | |
|-----------------------------------|-------------------------------|
| 1. What time is it? | a. The class is at 11:30. |
| 2. When is geography class today? | b. Yes, it is. |
| 3. What time is the meeting? | c. The meeting? It's at 8:15. |
| 4. Is it twelve o'clock? | d. It's 2:25. |

4. Write two questions with *When* and / or *What time* for your partner about the time. Answer your partner's questions in your partner's book.

Your questions

What time is English class?

Your partner's answers

It's at 11:15.

Grammar Verb *be*: information questions with *What day* and *When*; Preposition *on*

Days of the week

1.56 Listen and repeat.

Monday	Friday
Tuesday	Saturday
Wednesday	Sunday
Thursday	

1. Study the grammar.

What day is it? OR What day is today?	It's Saturday. OR Today is Saturday.
What day is our meeting?	It's on Monday.
When is science class?	It's on Wednesday at 4:30.

1.57

2. Pronunciation Listen to the grammar examples. Repeat.

3. Read Scott's morning class schedule for the week. Then read the statements and circle T (true) or F (false).

	Monday	Tuesday	Wednesday	Thursday	Friday
8:00	gym	gym	geography	gym	English
9:00	science	science	math	math	English
10:00	English	science	math	math	art
11:00	English	geography	art	science	art

1. Math is on Monday. T/**F**
2. English is on Monday and Friday. T/F
3. Art is on Thursday. T/F
4. Science class is on Monday. T/F
5. Gym class is on Monday, Tuesday, and Wednesday. T/F

4. Unscramble each question. Complete each answer.

1. day / art / is / class? / your / What
A: What day is your art class?
B: It's on Monday.
2. class? / is / science / When
A: _____
B: Science class is _____ Tuesday _____ 10:30.
3. it? / is / day / What
A: _____
B: _____ Sunday.

About you!



Answer the questions with true information.

- What day is today? _____
- What time is your English class? _____
- When is your math class? _____

Vocabulary Expressions of punctuality


1.58 Look at the pictures. Read and listen.



1. It's 8:00. They're on time.



2. It's 7:50. They're early.



3. It's 8:30. Brad and Paul are late.

1.59 Pronunciation Listen and repeat.

1.60 Listening comprehension Listen to the conversations. Circle the correct expression of punctuality.

1. She's early on time **late.**
2. She's early on time late.
3. They're early on time late.

Reading Profiles from a teen magazine

1.61 1. Read the magazine article. Where are the teens from?

Two teens from different parts of the world tell Teen Scholar about their favorite classes ...

by Samantha Lawrence

Teen
Scholar
Magazine

Say hello to Emily Grady, from the city of Miami in the United States. She's a student at Columbia Middle School. Her favorite subject is science. Her other classes are American history, math, Spanish, art, and gym. Science classes are early in the morning, at 7:00. But Emily is always on time for science. "Mr. Sylvester is a great science teacher!" she says.

American student Emily Grady and her teacher, Stan Sylvester



Meet Edson Tavares from the city of Bauru in Brazil. Edson is a student at a new school there. His classes are science, English, geography, history, math, art, and gym. Today is Monday, and Edson is in English class. He says, "All my classes are interesting, but my favorite subjects are English and geography because they're important for tourism. My mom is the director of a tourist agency here in Bauru."

Bauru natives Edson Tavares and his mother, Athina Tavares



2. Read the statements. Circle T (true) or F (false).

- | | | | |
|---|---------------------------------------|--|-----|
| 1. Emily and Edson are from Brazil. | T/ <input checked="" type="radio"/> F | 5. Edson is from Brazil. | T/F |
| 2. Emily and Edson are students. | T/F | 6. Edson's family name is Tavares. | T/F |
| 3. Emily's favorite school subject is math. | T/F | 7. His hometown is Bauru. | T/F |
| 4. Emily is always on time for science class. | T/F | 8. Edson's favorite subjects are English and math. | T/F |

3. Match each person with the correct information.

- | | | |
|------------------|--|------------------------------------|
| 1. Emily Grady | | a. is from Miami. |
| 2. Mr. Sylvester | | b. is a teacher. |
| 3. Edson Tavares | | c. is a director of a tour agency. |
| 4. Ms. Tavares | | d. is from Bauru. |
| | | e. is a student. |

4. Complete each statement, according to the magazine article.

- Mr. Sylvester is a science teacher.
- Science classes are _____ in the morning, but Emily is always _____ for class.
- Edson's school is a _____ school.
- It's _____ today, and Edson is in English class.
- All Edson's _____ are interesting, but his _____ subjects are English and geography.

Confirm the time of a class



1.62) **1. Read and listen to the conversation.**

A Hey, Andrew. What time is it?

B It's 3:45.

A 3:45? What time's math class?

B It's at 4:00.

A Are you sure?

B Yes, I am. It's OK. You're early.

A That's great!

1.63)

Responses

You're early.

You're on time.

You're late.

→ That's great!

→ Oh, no!

1.64) **2. Pronunciation Listen and repeat.**

3. Guided conversation On the notepad, write your class schedule for today. Create a NEW conversation. Use real names. Use the real time now.

A Hey, _____. What time is it?

B It's _____.

A _____? What time's _____ class?

B It's at _____.

A Are you sure?

B Yes, I am. You're _____.

A _____!

Time	Class



Read your new conversation with your partner. Then read the conversation in your partner's book.

The new girl is very cute!

Grammar: Uses of adjectives • Intensifier *very* • Information questions with *What color* • Questions with *or*
Vocabulary: Adjectives to describe people • Descriptions of eyes and hair
Social language: Describe a person

Vocabulary Adjectives to describe people

1.65)) **1. Look at the photos. Read and listen.**



1. The man is tall.
The woman is short.



2. She's young.
He's old.



3. The girls are pretty.
They're cute.



4. The boys are handsome.
They're cute.

1.66)) **2. Pronunciation Listen and repeat.**

1.67)) **3. Listening comprehension Listen to the conversations.
Number the pictures, according to the conversations.**



Topic Snapshot

1.68 1. Read and listen to the conversation about a new classmate.



Lucas: Wow! Marcos, who's the new girl?
Marcos: The tall girl?
Lucas: Mm-hmm. She's pretty. What's her name?



Marcos: Milagros. But her nickname's Milly. She's from Peru.
Lucas: Really? She's very cute. Introduce me!
Marcos: OK!



Milly: Hi, guys! What's up?
Marcos: Milly, this is my friend Lucas. Lucas, Milly.
Milly: Hi, Lucas. Nice to meet you!



Lucas: Nice to meet you, too. Where are you from in Peru?
Milly: Me? From Cuzco.
Lucas: Cuzco? That's near Machu Picchu! How cool is that!

2. Answer each question with a statement, according to the Topic Snapshot.

- Who's the pretty new girl? She's Milagros.
- What country is she from? _____
- What's her nickname? _____
- Who are the two boys? _____
- What city is the girl from? _____
- Is the girl tall or short? _____

Reminder

Use capital letters for names of people, cities, and countries.

Grammar Uses of adjectives; Intensifier *very*

1. Study the grammar.

Irregular plurals

1.69 Listen and repeat.

one man • **two men**

a woman • **three women**

- Describe people with adjectives.

The girls are tall .	They're tall girls .
The boy is cute .	He's a cute boy .
The women aren't young .	They aren't young women .

Intensify an adjective with **very**.

Are your grandparents old? Yes. They're **very old**.

Is he a cute boy? Yes. He's **very cute**. He's a **very cute** boy.




Language tips

- He's a short boy. **NOT** ~~He's a boy short.~~
- Their parents are young. **NOT** ~~Their parents are youngs.~~
- We are handsome men! **NOT** ~~We are handsomes men!~~

1.70 **2. Pronunciation** Listen to the grammar examples. Repeat.



3. Complete each statement about the pictures. Use a form of the verb *be* and an adjective.



1. She is very short!



2. The man and the woman _____ very _____.



3. They _____ very _____.



4. The boy and the girl _____ very _____.

4. Rewrite each sentence. Use the word in (parentheses).

- Your boyfriend is cute! (boy) Your boyfriend is a cute boy!
- Betty is very tall. (girl) _____
- Their mother isn't old. (woman) _____
- Our teacher is young. (man) _____
- He's very handsome. (actor) _____
- Your brother isn't very tall. (boy) _____

Reminder

a young man **BUT** an old man

About you!



Complete the statement with an adjective.

I am _____.

Vocabulary Adjectives to describe eyes and hair

1.71 **1.** Look at the pictures. Read and listen.



1. brown eyes



2. blue eyes



3. green eyes



4. black hair



5. brown hair



6. red hair



7. blond hair



8. gray hair



9. straight hair



10. curly hair



11. wavy hair



12. short hair



13. long hair

1.72 **2.** **Pronunciation** Listen and repeat.

Grammar Verb *be*: information questions with *What color*; Questions with *or*

1. Study the grammar.

What color are your eyes? They're brown. **OR** Brown.
What color is his hair? It's red. **OR** Red.
 Is your hair black **or** brown? It's black. **OR** Black.



Language tip

- Always use *is* with hair, not *are*.
His hair is brown. NOT His hair are brown.

1.73 **2.** **Pronunciation** Listen to the grammar examples. Repeat.

3. Write questions about each person. Answer the questions, based on the photos.



Bruna Soares,
Brazilian athlete

1. What /color/ eyes? What color are her eyes? They're brown.
2. What /color/ hair? _____
3. her /hair/ long /short? _____
4. his /eyes/ blue /brown? _____
5. What color /hair? _____
6. his hair /straight/ curly? _____



Owen Wilson,
American actor

Reading On-the-street interviews

1.74 1. Read the newspaper interviews of two teens. Are they family or friends?



Read reporter Dan Hays's interview of two hometown teens.



Hays: Good morning. What's your name, young man?

Gustavo: I'm Gustavo.

Hays: And, Gustavo, where are you from?

Gustavo: From here, Oldtown! I'm a student at Albert Schweitzer School.

Hays: Great. Gustavo, who's a very important person to you in your life today?

Gustavo: Hmm. Well, it's probably my girlfriend and classmate, Isabela. She's very pretty.

Hays: That's nice.

Gustavo: And she's a really good friend, too. She's great.

Hays: Thanks, Gustavo.

Hays: And who are you?

Isabela: Actually, I'm Isabela, Gustavo's girlfriend!

Hays: No way! Now that is interesting. Isabela, who's very important to you in your life?

Isabela: Well, Gustavo, of course. But my family's very important, too. Here's a photo of my family.

Hays: Who are the people in the photo?

Isabela: Well, here's my dad – the tall man with the short hair. And here's my mom. And here's my brother, Victor. He's tall, just like my dad.

Hays: What a good-looking family! Thanks, Isabela.



2. Read the statements. Circle T (true) or F (false).

- | | | | |
|---|---------------------------------------|---------------------------------------|-----|
| 1. Isabela is Gustavo's sister. | T/ <input checked="" type="radio"/> F | 5. Isabela's hair is long and brown. | T/F |
| 2. She's a student at Albert Schweitzer School. | T/F | 6. Isabela's dad's hair is short. | T/F |
| 3. Gustavo's girlfriend isn't cute. | T/F | 7. He's a short man. | T/F |
| 4. Gustavo's hair is long and straight. | T/F | 8. Isabela's father's name is Victor. | T/F |
| | | 9. Victor is short. | T/F |

3. Choose the correct answer to each question.

- | | |
|--|--|
| 1. Where are the two teens classmates?
a. In <i>Oldtown Press</i> .
<input checked="" type="radio"/> b. At the Albert Schweitzer School. | 4. What's Gustavo and Isabela's relationship?
a. They're family.
b. They're friends. |
| 2. Who is Isabela's boyfriend?
a. Gustavo.
b. Dan. | 5. Who's in Isabela's photo?
a. Her family.
b. Gustavo. |
| 3. Where is the interview?
a. In Oldtown.
b. At the Albert Schweitzer School. | |



Describe a person



1.75) 1. Read and listen to a guessing game.

- A Guess who! She's very pretty.
- B OK! What color are her eyes?
- A Her eyes? They're blue.
- B And what about her hair? Is it brown or black?
- A It's black. Who is it?
- B Is it Sherry?
- A No, it isn't. You're wrong.
- B Well, is it Liz?
- A Yes, it is. You're right!

1.76) 2. Pronunciation Listen and repeat.

3. Guided conversation On the notepad, describe two classmates. Create a NEW conversation with the information on your notepad.

- A Guess who! _____ very _____.
- B OK. What color are _____ eyes?
- A _____ eyes? They're _____.
- B And what about _____ hair? Is it _____ or _____?
- A It's _____. Who is it?
- B Is it _____?
- A _____. You're _____!

Name		
An adjective		
Eye color		
Hair color		



Read your new conversation with your partner. Then read the conversation in your partner's book.

Today's my birthday!

Grammar: Verb *be*: questions with *How old* • Preposition *in* for months • Preposition *on* for dates
Vocabulary: Entertainment events • Months of the year • Ordinal numbers 1st–31st
Social language: Confirm the date of an event

Topic Snapshot

1.77

1. Read and listen to the posts.

Teen & Teen Friends

The screenshot shows a social media profile for Bruno Klein. On the left is a large photo of Lady Gaga in a gold sequined outfit. Below it is Bruno Klein's profile picture and name. To the right of his name are buttons for 'Question of the day', 'Events calendar', 'My blog', 'Video webchat', and 'Favorites'. Below these are 'My friends' with small profile pictures of Ana Costa, Gan Yu, Daniel Campos, and a 'New Friend' icon.

The main area shows a list of posts from Bruno's friends:

- Bruno:** Wow! I'm on Lady Gaga's website, and her World Tour concert's in Munich on May 24th!
- Ana:** Bruno, you're so lucky! She's my favorite singer. 19:03
- Gan:** Who's Lady Gaga? 19:08
- Ana:** Hahaha! That's a joke, right? 19:11
- Gan:** No, really. Who is she? 19:12
- Daniel:** Gan, she's a REALLY famous singer from New York. Look at her website! Her real name is Stefani Germanotta and ... Hey! She's in Mexico on August 1st! 19:15
- Bruno:** Cool! She's awesome! Gan, here's a photo from her website. How old is she, Daniel? 19:17
- Daniel:** I'm not sure, actually. But her birthday's in March. On the 28th. 19:18
- Gan:** Thanks for the info. But guess what! Today's MY birthday! 19:20
- Ana:** Hey! Happy birthday, Gan! 19:22

At the bottom is a 'Post a comment ...' input field with a profile picture icon.

2. Match the questions with the answers.

- | | |
|---------------------------------------|-----------------------------|
| 1. When's Gan's birthday? | a. It's Stefani Germanotta. |
| 2. When's Lady Gaga's birthday? | b. It's in Mexico City. |
| 3. What's Lady Gaga's real name? | c. It's on August 1st. |
| 4. Where's the concert on May 24th? | d. It's on March 28th. |
| 5. When's the concert in Mexico City? | e. It's in Munich. |
| 6. Where's the concert in August? | f. It's today. |

Grammar Verb *be*: questions with *How old*

1. Study the grammar.

How old are you?

I'm thirteen. OR I'm thirteen years old.

How old is she?

She's fifteen. OR She's fifteen years old.

How old are your sisters?

Cara is ten, and Beth is sixteen.



Language tip

• She's fifteen years old. **NOT** ~~She's fifteen years.~~

1.78

2. Pronunciation Listen to the grammar examples. Repeat.

3. Read the questions and responses. Cross out the response that is NOT correct.

- How old is your sister?
 - She's twenty-one years old.
 - ~~She's twenty-one years.~~
- How old are your friend's brothers?
 - Willie is six, and Jeff is ten.
 - Willie is six years, and Jeff is ten years.
- How old is Martin's father?
 - He's fifty-six years.
 - He's fifty-six years old.
- How old are Carla and Marci?
 - Carla is thirteen, and Marci is eighteen.
 - Carla is thirteen years, and Marci is eighteen.

4. Look at the photos of the Teen2Teen Friends' families. Complete the conversations. Write the numbers (eighteen), not the numerals (18).



- A: How old is Adam's mom?
B: His mom is thirty-six.
- A: How _____ Hana's sister?
B: Her sister _____.



- A: How _____ Bruno's dad?
B: His dad _____.
- A: _____ Daniel's brothers?
B: Luis _____, and Pablo _____.

5. Write a question about the Teen2Teen Friends' families. Answer the question in your partner's book.

How old is Bruno's mom ? She's forty-eight

_____ ? _____

Vocabulary Entertainment events

1.79 **1.** Look at the pictures. Read and listen.



1. a concert



2. a game



3. a movie



4. a party

1.80 **2. Pronunciation** Listen and repeat.

3. Complete each statement about the events with the Vocabulary.

- Cool! David's birthday party is at 8:00!
- Awesome! *King Kong* is my favorite _____.
- Hey! What time is the volleyball _____?
- The Lady Gaga _____ is at the Metro Theater on Saturday.

Vocabulary Months of the year; Ordinal numbers 1st–31st

1.81 **1.** Read and listen to the months of the year.

January	April	July	October
February	May	August	November
March	June	September	December

1.82 **2. Pronunciation** Listen and repeat.

1.83 **3.** Read and listen to the ordinal numbers.

1st	first	6th	sixth	11th	eleventh	16th	sixteenth	21st	twenty-first
2nd	second	7th	seventh	12th	twelfth	17th	seventeenth	30th	thirtieth
3rd	third	8th	eighth	13th	thirteenth	18th	eighteenth	31st	thirty-first
4th	fourth	9th	ninth	14th	fourteenth	19th	nineteenth		
5th	fifth	10th	tenth	15th	fifteenth	20th	twentieth		

1.84 **4. Pronunciation** Listen and repeat.

Grammar Prepositions *in* and *on* for months and dates

1. Study the grammar.

- Use *in* for months. Use *on* for dates.



Language tip

- in* August **BUT** *on* August 1st

How to write and say dates

- Write **June 1st** or **June 1**.
- Say "June first."

When is the concert? It's **in** January.
 When is the party? It's **on** March 15th.
 What date is the movie? It's **on** June 11th.

1.85

2. Pronunciation Listen to the grammar examples. Repeat.

3. Complete each statement. Circle the correct prepositions.

Reminder

on Tuesday
at nine o'clock

- My brother's birthday is *in/on/at* June 20th.
- The One Direction concert is *in/on/at* 7:00.
- Is the game *in/on/at* May?
- The movie is *in/on/at* Monday.
- The game is *in/on/at* January 3rd.
- The school party is *in/on/at* April.

4. Complete the conversations with prepositions *in*, *on*, and *at*. Use ordinal numbers for the dates.

- A: When's the school concert?
 B: It's on Thursday, April 5th.
 A: What time?
 B: _____ 10:30.
- A: What date is the English movie?
 B: The English movie? It's _____ August 22_____.
- A: When's the class party?
 B: _____ November 16_____.
 It's _____ 5:00.
- A: When's the soccer game?
 B: It's _____ October.
 A: What day?
 B: It's _____ Tuesday, October 3_____.
- A: What date is Brad's birthday party?
 B: Brad's party? It's _____ Friday, May 21_____.
 A: At what time?
 B: _____ 9:30.

2.02

5. Now listen and check your answers.

2.03

6. Listening comprehension Listen to the conversations. Complete the chart.

	Type of event	Day	Date	Time
1.	party		May 24th	
2.		Saturday		6:30
3.		Thursday	January 23rd	
4.	game			8:30

About you!



Complete the statement about your birthday.

My birthday is _____.

Reading An events calendar

1. Look at the Teen2Teen Friends events calendar. Find a party, a concert, and a game.



Events calendar

Daniel Campos

Hey, everybody!
Check out the events page.

Birthdays (Don't forget!)	
Gan / February 11	Su / September 6
Bruno / February 23	Adam / November 21
Ana / March 29	Hana / November 5
Daniel / May 18	Julie / December 31
Sandra / August 2	

Online Events

Online Birthday Party for Gan!
8:00, here on Teen2Teen Friends
Saturday, February 13
Be on time!

Online Concert!
From Mexico City, Daniel's
rock band Guess Who
Thursday, March 1 at 3:30
on Teen2Teen Friends! Be there!

Local Events

It's the Germany–Chile game!
Saturday, March 28 at 4:00
Olympic Stadium, Munich (Germany)

International Movie Festival
The California Arts Theater, Los Angeles

Monday, April 6	Tuesday, April 7
<i>The Party</i> , 7:05 <i>Sue's Notebook</i> , 9:30	<i>Who Am I?</i> , 7:15 <i>Games In Paris</i> , 9:20 <i>December Girl</i> , 11:30

2. Complete the statements. Circle the correct information.

1. Gan's party is on February 11 / February 13. 3. The game is at 9:20 / 4:00.
2. The movie *December Girl* is on April 6 / April 7. 4. The concert is on March 1 / April 6.

3. Complete the statements with *movie*, *game*, *party*, or *concert*.

1. The movie *Games in Paris* is at 9:20. 4. The birthday _____ is at 8:00.
2. The Germany–Chile _____ is on March 28. 5. The _____ *The Party* is at 7:05.
3. The Guess Who _____ is in March.

4. Answer each question with a day, date, and time.

1. When is the movie *The Party*? It's on Monday, April 6 at 7:05.
2. When is Gan's online birthday party? _____
3. When is the movie *Sue's Notebook*? _____
4. When is the Germany–Chile game? _____
5. When is the Guess Who concert? _____

46

forty-six

Confirm the date of an event

2.04 1. Read and listen to the conversation.




- A Hello?
- B Hi Isabela. It's Toni. How are you?
- A Great, thanks.
- B Hey, Isabela. When's the movie *Rio*?
- A *Rio*? Just a minute. Let me check. ... It's on July 31st. At six o'clock.
- B July 31st? That's Tuesday, right?
- A That's right.
- B Great! See you on Tuesday!



2.05 2. Pronunciation Listen and repeat.

3. Guided conversation Create a NEW conversation. Use the pictures for ideas.



the movie *Rango*
Wednesday, March 6, 2:00



the Argentina–Korea game
Friday, June 17, 3:30



the One Direction concert
Thursday, December 18, 9:00



the "August Birthdays" party
Saturday, August 28, 8:00

- A Hello?
- B Hi _____. It's _____.
How are you?
- A Great, thanks.
- B Hey, _____. When's _____?
- A _____? Just a minute. Let me check. ...
It's on _____. At _____.
- B _____? That's _____, right?
- A That's right.
- B Great! See you on _____!



Read your new conversation with your partner.
Then read the conversation in your partner's book.

Review: Units 4–6

1. Read the conversation. Choose the correct answer to each question.

Laura: Hey, James. See you on Friday!
 James: Why? What's on Friday?
 Laura: Friday's Arlene's birthday party!
 James: No way! It's on Saturday!
 Laura: No. Look in my notebook. Here it is: "Friday, April 16th: Arlene's party: 8:30."
 James: Oh, no! Friday's the Bruno Mars concert!
 Laura: But it's not on April 16th. The concert's on April 23rd at 8:00. Look.
 James: Oh, you're right! See you at Arlene's party, then!

- What day is Arlene's party?
 - It's on Saturday.
 - It's on Friday.
- What day is the Bruno Mars concert?
 - It's on April 23rd.
 - It's on April 16th.
- What time is the party?
 - It's at 8:00.
 - It's at 8:30.

2. Look at Jessica's class schedule. Complete the conversation between you and Jessica about her schedule.



	Monday	Tuesday	Wednesday	Thursday	Friday
7:45	ENGLISH	ART	ENGLISH	COMPUTER SCIENCE	ART
9:15	SCIENCE	GEOGRAPHY	SCIENCE	GYM	SCIENCE
10:45	MATH	MATH	MATH	MATH	MATH
12:15	GEOGRAPHY		GEOGRAPHY		GYM

You: Hi, Jessica. What time is art
 (1) on Tuesday?
 Jessica: It's (2) _____ 7:45.
 You: And what about art on (3) _____?
 Jessica: It's at 7:45 on (4) _____, too.
 You: Is geography class (5) _____ 9:15
 on Monday?
 Jessica: No, it isn't. It's at (6) _____ on Tuesday.
 You: Really? And when is (7) _____
 on Monday and Wednesday?

Jessica: It's at 12:15.
 You: When is (8) _____?
 Jessica: (9) _____ is (10) _____ 9:15
 (11) _____ Monday, Wednesday, and Friday.
 You: Thanks. And one more question.
 Jessica: Sure!
 You: Is (12) _____ at 7:45 on Tuesday?
 Jessica: No. (13) _____ is (14) _____
 Monday and Wednesday (15) _____ 7:45.

3. Ask questions about Jessica's schedule.

- class? / time / What / math / is What time is math class?
- on / is / class / Friday? / gym / When _____
- computer / day / is / science? / What _____

4. Complete the conversations with questions with *When, How old, or What color.*

- | | |
|--------------------------------------|-----------------------------|
| 1. A: <u>When is the concert?</u> | 4. A: _____ |
| B: The concert is on Sunday at 3:00. | B: I'm eleven. |
| 2. A: _____ | 5. A: _____ |
| B: My mom's thirty-eight. | B: My birthday? It's today! |
| 3. A: _____ | 6. A: _____ |
| B: My boyfriend's hair? It's red. | B: My dad's eyes are blue. |

5. Look at the photos. Complete the descriptions of each person.

- Juliana's hair / eyes is long / short and curly / straight. Her hair / eyes are brown.
- Wagner's eyes are blue / brown. His hair is / are curly and gray / red.




Juliana




Wagner

All About You

1. Write your own response to each person.



You _____



You _____



You _____


2. Complete the personal statements.

My hair is _____ . My favorite movie is _____ .
 My eyes are _____ . My favorite athlete is _____ .
 Other adjectives about me: _____ , My favorite school subject is _____ .
 _____ , and _____ .

Progress Check

✓ Check what you can do.

- Talk about school schedules
- Tell the time
- Describe people
- Discuss dates of an event
- Use the Unit 4–6 grammar and vocabulary



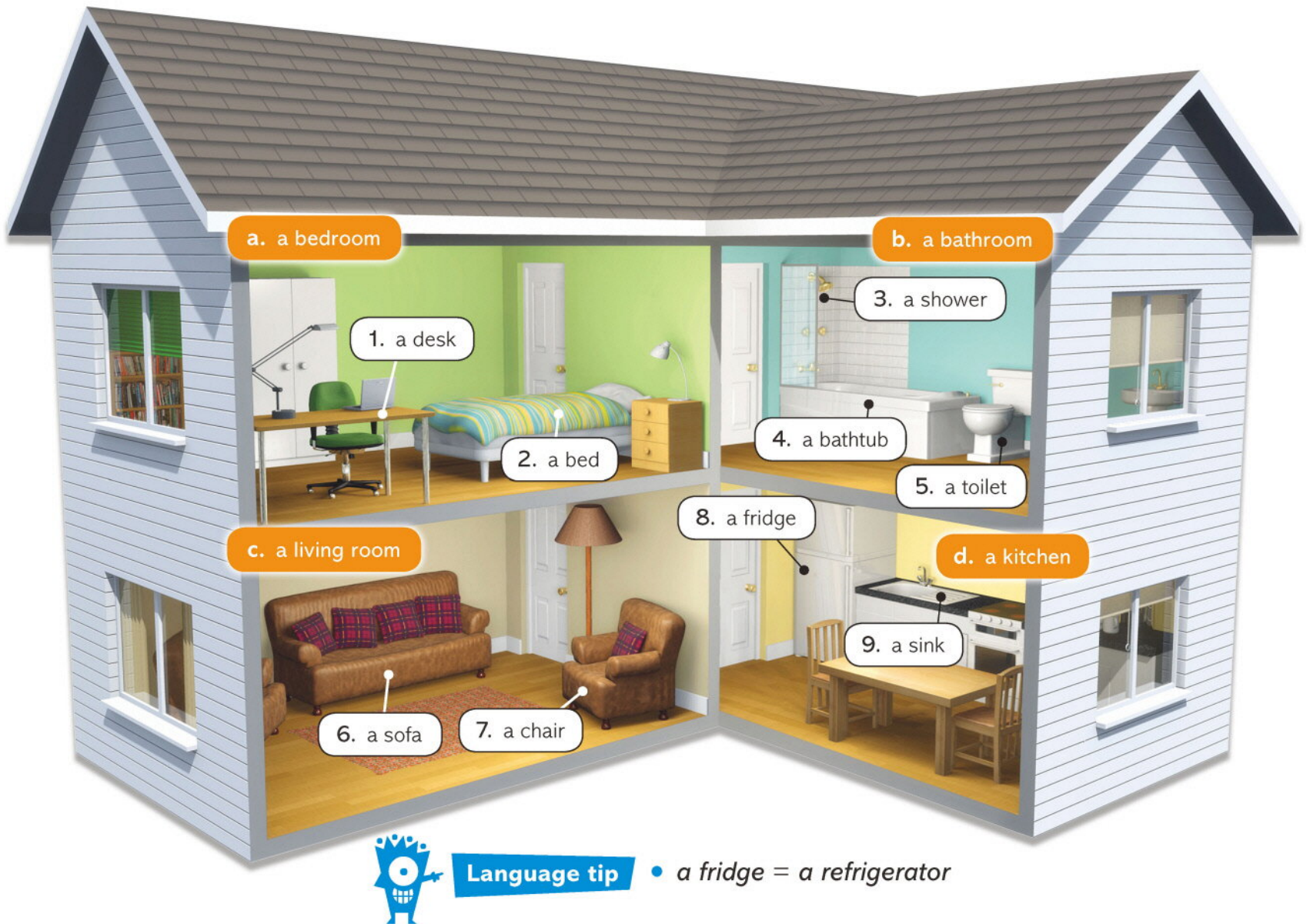
You're so cool!

Here. Use my phone.

Grammar: Prepositions and expressions of position and location • The imperative
Vocabulary: Rooms and furniture at home • Personal objects
Social language: Help someone find something

Vocabulary Rooms and furniture at home

2.06)) **1. Look at the picture. Read and listen.**



Language tip • a fridge = a refrigerator

2.07)) **2. Pronunciation** Listen and repeat.

2.08)) **3. Listening comprehension** Listen to the conversations. Complete each statement with the correct rooms, furniture, and appliances.

- Marty's mom is in the bedroom.
- Sally's in the _____, in the _____ again!
- The notebook is in her mom and dad's _____, on her mom's _____.
- His English book is on the _____, in the _____.
- Her markers and pens are in the _____, on the _____.

Topic Snapshot

2.09 **1.** Read and listen to a conversation between two classmates.



Sofia: Hey, Karen!
Karen: Hey, Sofia! What's that?



Sofia: It's my geography homework.
Karen: Geography homework? When is it due?
Sofia: It's due today! Hello!



Karen: Oh, no! You're right! Today's Tuesday!
Sofia: So, where's your homework?
Karen: It's at home in my room. On my desk!



Sofia: Well, call your mom! Here. Use my phone.
Karen: Thanks, but she's not at home. She's at work.



Language tip • *my room = my bedroom*

2. Read the statements. Circle T (true) or F (false).

- | | | | |
|---|--------------|---------------------------------|-------|
| 1. Karen and Sofia are sisters. | T / F | 4. Karen's homework is at home. | T / F |
| 2. The geography homework is due today. | T / F | 5. It's on her bed. | T / F |
| 3. It's Tuesday. | T / F | 6. Karen's mom is at work. | T / F |

3. Correct the false statements in Exercise 2.

- a. 1. Karen and Sofia are classmates.
- b. _____

Grammar Prepositions and expressions of position and location

1. Study the grammar.

Other uses of *in*

Use *in* with the names of rooms and appliances.


in the living room, bedroom, etc.

in the shower, sink, fridge, bathtub, etc.


Other uses of *on*

Use *on* with the names of furniture.

on the table, chair, desk, etc.



The MP3 player is **on** the bed.




The phone is **under** the chair.



The pencil case and the homework are **in** the backpack.



Leah and James are **at** home.



Sarah and Marie are **at** school.



Mr. Gray is **at** work.

2. Pronunciation Listen to the grammar examples. Repeat.

3. Complete the conversations. Circle the correct prepositions.

- A: Where's your homework?
B: It's in / **at** home on / **in** my room.
- A: My phone is in / on the kitchen.
B: Where?
A: It's on / in the table.
- A: Are Betsy's parents at / in home now?
B: No, they're in / at work.
- A: Is his MP3 player in / at the living room?
B: Yes, it's under / in the sofa.
- A: Oh, no! Where's my English book?
B: Here it is, in / on your backpack.
- A: Is your pencil case at / in your room?
B: No, it isn't. It's on / in the sofa.

About you!



Answer the questions with the correct prepositions or expressions of position and location.

Where are you now? I'm at school.

Where are your classmates? _____

Where is your *Teen2Teen* Student Book? _____

Where is your pencil case? _____

Grammar The imperative

1. Study the grammar.

Affirmative commands	Negative commands
Listen to the teacher now.	Don't listen to your MP3 player.
Write with a pen.	Don't write with a pencil.
Look in the kitchen.	Don't look in the living room.
Do your homework on your desk.	Don't do your homework on the bed.



Language tip

- Use *please* with the imperative to be polite.
Please call your sister.
Please don't use your phone in class.

2.11

2. Pronunciation Listen to the grammar examples. Repeat.

3. Complete each statement with an affirmative command of one of the verbs.

call
look
read
use

- Call your dad. He's at home now.
- _____ in the kitchen. Your phone is on the kitchen table.
- Don't write with your pen. _____ a marker.
- _____ the sign on the board. The homework is due today.

4. Complete each statement with a negative command of one of the verbs.

be
listen
use
write

- Don't use your phone in class. It's not polite.
- _____ to your MP3 player now. We're in class!
- English class is at 7:00 today. _____ late.
- _____ in Portuguese. Write in English.

2.12

5. Listening comprehension Listen to the conversations. Circle the correct commands.

- | | | |
|-----------------------------|----------------------|------------------------|
| 1. <u>Call</u> / Don't call | 3. Read / Don't read | 5. Do / Don't do |
| 2. Look / Don't look | 4. Be / Don't be | 6. Write / Don't write |

6. Read the statements. Then listen again. Circle T (true) or F (false).

- | | |
|---------------------------------------|--------------------------------|
| 1. They're on time. T / <u>F</u> | 4. Today's Friday. T / F |
| 2. They're in class. T / F | 5. They're at home. T / F |
| 3. They're in math class. T / F | 6. They're at work. T / F |

7. Correct the false statements in Exercise 6.

1. They're late.
- _____
- _____

Reading A dos and don'ts list

2.13 1. Read the dos and don'ts list.

Welcome to English class!
Read the rules for new students.



Dos

- ✓ Speak English in class.
- ✓ Listen to your teacher.
- ✓ Use the new vocabulary.
- ✓ Do your homework on time.
- ✓ Be polite: Say "please" and "thank you."

Don'ts



- ✗ Don't be late.
- ✗ Don't use your phone in class.
- ✗ Don't listen to your MP3 player in class.
- ✗ Don't write on your desk.
- ✗ Don't text your friends in class.

2. Look at the pictures. Write an affirmative or a negative command for each student, applying the rules in the dos and don'ts list.



1. Do your homework on time.

2. _____
3. _____
4. _____
5. _____



Help someone find something

2.14 **1. Read and listen to the conversation.**

- A** Oh, no!
- B** What's wrong?
- A** Where's my phone?
- B** Maybe it's in the living room. Look there.
- A** Great idea. ... Here it is, under the sofa.
- B** Oh, that's good.



2.15 **2. Pronunciation Listen and repeat.**

3. Guided conversation Create a NEW conversation.
Use the pictures for ideas.



- A** Oh, no!
- B** What's wrong?
- A** Where's my _____?
- B** Maybe it's _____. Look there.
- A** Great idea. ... Here it is, _____ the _____.
- B** Oh, that's good.



Read your new conversation with your partner.
Then read the conversation in your partner's book.

Grammar: Let's / Let's not


Vocabulary: Good weather and bad weather • Free-time activities

Social language: Talk about the weather • Suggest activities

Topic Snapshot

2.16

1. Read and listen to the conversation at home.



Lisa: What's wrong, Cole?

Cole: I'm bored! It's rainy again today. Three days of rainy weather!

Lisa: No problem! Let's watch TV. The Peru–Canada game is on now. OK?

Cole: Oh, all right.

Cole: Wait a minute ... Hey, look outside! It's really sunny now!

Lisa: What a beautiful day! ... Let's go to the beach!

Cole: Awesome!

2. Choose a response for each statement.

- | | |
|--|---|
| 1. What's wrong?
a. No problem! b. It's rainy again! | 3. It's really sunny!
a. That's great! b. No problem. Let's watch TV! |
| 2. Hey, let's go to the beach!
a. Good idea! b. I'm bored. | 4. Let's watch TV.
a. Good idea! b. What a beautiful day! |

3. Match each statement from the Topic Snapshot with or .

1. Awesome!
2. I'm bored!
3. Three days of rainy weather!
4. No problem!



Vocabulary Good weather and bad weather

What's the weather like?

2.17) 1. Look at the pictures. Read and listen.



- 1. It's sunny.
- 2. It's rainy.
- 3. It's cloudy.
- 4. It's windy.
- 5. It's hot.
- 6. It's cold.

2.18) 2. Pronunciation Listen and repeat.

3. Look at the pictures. Complete each conversation with the Vocabulary.



- 1. A: Dad, what's the weather like there?
B: Not great.
It's rainy.
- 2. A: So, what's the weather like?
B: Very good!
It's _____ today.
- 3. A: Is it hot and sunny?
B: No, it isn't.
It's _____ and _____.
- 4. A: Is the weather nice?
B: No. It's bad. It's very, very _____.

2.19) 4. Listening comprehension Listen to the weather report.
Check the weather in these cities.

	hot	cold	cloudy	rainy	sunny	windy
1. Toronto	<input type="checkbox"/>	<input checked="" type="checkbox"/>	<input type="checkbox"/>	<input type="checkbox"/>	<input checked="" type="checkbox"/>	<input type="checkbox"/>
2. Tegucigalpa	<input type="checkbox"/>	<input type="checkbox"/>	<input type="checkbox"/>	<input type="checkbox"/>	<input type="checkbox"/>	<input type="checkbox"/>
3. Tehran	<input type="checkbox"/>	<input type="checkbox"/>	<input type="checkbox"/>	<input type="checkbox"/>	<input type="checkbox"/>	<input type="checkbox"/>
4. Tokyo	<input type="checkbox"/>	<input type="checkbox"/>	<input type="checkbox"/>	<input type="checkbox"/>	<input type="checkbox"/>	<input type="checkbox"/>

5. Listen again and check your answers.

Vocabulary Free-time activities

2.20 **1. Look at the pictures. Read and listen.**



1. go to the beach



2. go to the park



3. go to the mall



4. stay home



5. watch TV



6. play video games

2.21 **2. Pronunciation Listen and repeat.**

3. Complete the statements. Use an affirmative or negative command with go or stay.

1. It's really cold. Don't go to the park. Stay home and watch TV.
2. It's hot today. _____ home and play video games.
_____ to the beach!
3. It's cold and windy today. _____ to the beach!
4. It's very sunny today. _____ home and watch TV. _____ to the park!
5. It's cloudy and rainy today. _____ home and play video games.
_____ to the park.

Grammar *Let's / Let's not*

1. Study the grammar.

Suggest activities for you and a friend with **Let's** and a verb.

Make negative suggestions with **Let's not** and a verb.

Reject a suggestion with **Let's not**. Don't use a verb.

2.22) **2. Listening comprehension** Listen to the people describe the weather. Check the appropriate suggestion.

- 1. Let's stay home and watch TV. Let's not stay home and watch TV.
- 2. Let's go to the beach. Let's not go to the beach.
- 3. Let's go to the park. Let's not go to the park.
- 4. Let's stay home and play video games. Let's not stay home and play video games.

2.23) **3. Pronunciation** Listen to the suggestions in Exercise 2. Repeat.

4. Look at the pictures. Complete the conversations with *Let's* or *Let's not* and an activity.




1. A: What a beautiful day!
 B: Let's not play video games.
 B: Let's go to the beach.

2. A: It's really windy and cold today.
 B: _____



3. A: It's very cloudy today.
 B: _____



4. A: It's very hot outside today.
 B: _____



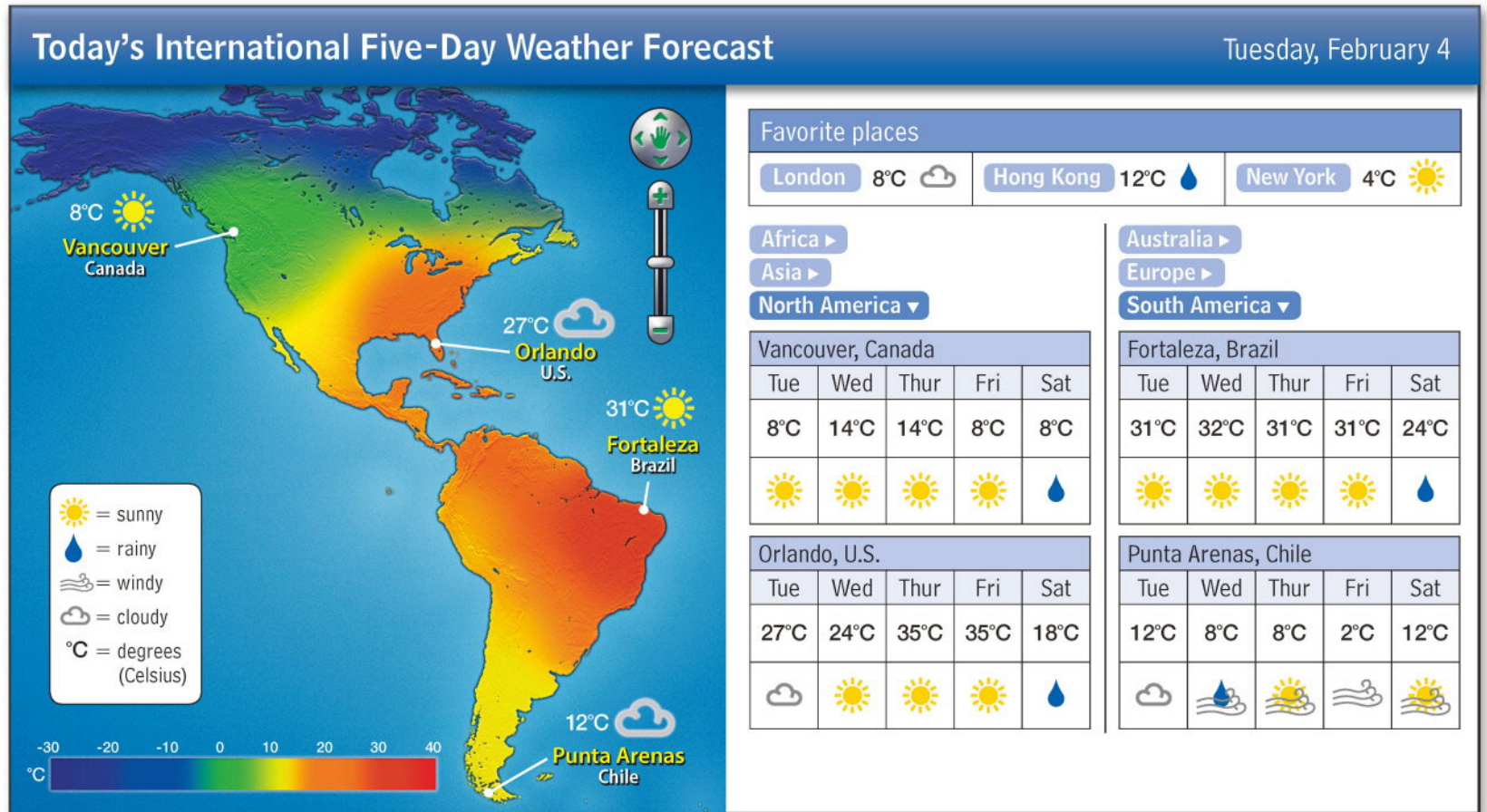
Write about the weather today. Then use *Let's* or *Let's not* to suggest an activity for you and a friend.

Today's weather _____

Your suggestion _____

Reading Weather forecasts

1. Read the weather forecasts. What days of the week are the forecasts for?



2. Correct each false statement.

- It's cold and windy in New York today. No. It's cold and sunny.
- It's rainy and cold in Vancouver today. _____
- It's sunny and hot in Orlando today. _____
- It's sunny and cold in London today. _____
- It's rainy in Punta Arenas today. _____

3. Suggest an activity for you and a friend. Use the pictures.

- (Fortaleza on Wednesday) It's really hot and sunny today!
Let's not stay home / watch TV.
- (Hong Kong today) It's _____ today.
Let's _____.
- (Punta Arenas on Friday) It's _____ and _____ today.
Let's not _____.
- (Orlando on Thursday) It's a beautiful _____ day!
Let's _____.
- (Fortaleza on Saturday) What a _____ day!
Let's not _____.
- (Vancouver on Friday) It's sunny today, but it's _____.
Let's _____.



2.24)) **1. Read and listen to the conversation.**

- A** What's wrong?
- B** I'm bored.
- A** Me too. Hey, let's go to the park. OK?
- B** Let's not. It's rainy and windy outside!
- A** Well, then, let's go to the mall.
- B** That's a good idea!



2.25)) **2. Pronunciation Listen and repeat.**

3. Guided conversation Create a NEW conversation. Talk about the weather and suggest activities. Use the activities in the pictures.

A What's wrong?

B I'm bored.

A Me too. Hey, _____ . OK?

B Let's not. It's _____ and _____ outside!

A Well, then, _____ .

B That's a good idea!

Free-time activities



Read your new conversation with your partner.
Then read the conversation in your partner's book.

There's a school next door.

Grammar: *there is / there are* • Questions with *How many*
Vocabulary: Expressions of location in the neighborhood • Places in the neighborhood
Social language: Ask about a neighborhood

Topic Snapshot

2.26

1. Read and listen to the posts.

Teen & Teen Friends

📶
15:48
🔋



My favorite restaurant, Mr. Pizza!



A street in my neighborhood, Insa-dong



Tall buildings and cars, cars, cars – lots of cars!



Hana Lee

-  Question of the day
-  Events calendar
-  My blog
-  Video webchat
-  Favorites

My friends: 



Adam Lucas



Sandra Pacheco

My city, Seoul

 Adam: Wow, Hana! What great photos! What's Seoul like? 15:00

 Hana: Well, it's a big city. There are lots of people and tall buildings. And there are theaters, hotels, malls ... 15:30

 Sandra: Awesome, Hana. Seoul looks beautiful! 15:33

 Adam: Sounds like my city, Los Angeles. And what's your neighborhood like, Hana? Is your house in the photo? 15:35

 Hana: No, but it IS my street. The neighborhood's not big. It's small, but it's really nice. 15:40

 Adam: Are there good restaurants in your neighborhood? 15:41

 Hana: There are! There's Mr. Pizza, and a new restaurant, Latin America. There are only ten tables there, but it's so popular and it's on my street. 15:42


 Sandra: Latin America? In Seoul? Well, guess what, Hana! There's a new Korean restaurant here in Cali – The Korea House. It's totally cool! 15:44

2. Match the two parts of each statement, according to the Topic Snapshot.


- | | |
|--|--|
| <ol style="list-style-type: none"> 1. Hana's favorite restaurant is 2. Mr. Pizza is 3. Hana's neighborhood isn't 4. The restaurant Latin America is 5. The Korea House is 6. Seoul isn't | <ol style="list-style-type: none"> a. big. b. small. c. Mr. Pizza. d. in Cali. e. in Insa-dong. f. on Hana's street. |
|--|--|

Vocabulary Expressions of location in the neighborhood


2.27 **1. Look at the pictures. Read and listen.**



1. The school is on Market Street.




2. Lucy is in front of the school.



3. Mike is across the street. He's across the street from the school.



4. Joe is down the street. He's down the street from the school.



5. Ann is around the corner. She's around the corner from the school.



6. The restaurant is next door. It's next to the school.



7. The school is between the restaurant and the tall building.

2.28 **2. Pronunciation Listen and repeat.**

3. Read the statements. Circle T (true) or F (false), according to the pictures.

- | | | | |
|--|--|--|-------|
| 1. The restaurant is on Market Street. | <input checked="" type="radio"/> T / F | 4. Lucy is across the street from the school. | T / F |
| 2. Ann is on Market Street. | T / F | 5. The tall building is around the corner from the school. | T / F |
| 3. The school is between the restaurant and the tall building. | T / F | 6. The restaurant is in front of the school. | T / F |

2.29 **4. Listening comprehension Listen to the phone calls. Circle the correct words.**

1. The Metro Theater is across the street / around the corner from the park.
 Call 1
2. The language school is across the street / around the corner from the theater.
 Call 2
3. The Chinese restaurant is down the street from the theater / language school.
 Call 3
4. Mario's Pizza is next to the Hong Kong Café / Sylvia's Chinese Kitchen.
5. Sylvia's Chinese Kitchen is down the street / across the street from the Hong Kong Café.

5. Listen again to each phone call. Complete the answers.

- Call 1. Is Vicky at the language school? No, she's in front of the Metro Theater.
- Call 2. Is Janey at a restaurant? No, she's at the _____.
- Call 3. Is Janey at the Hong Kong Café? No, she's at _____.

Vocabulary Places in the neighborhood

2.30 **1.** Look at the photos. Read and listen.



1. a store



2. a movie theater




3. a hotel



4. a bus stop



5. a house



6. an apartment building



7. a restaurant


2.31 **2. Pronunciation** Listen and repeat.

2.32 **3. Listening comprehension** Listen to the conversations.
Check the correct picture to complete the statements.

1. She's at the ...



2. The ... is around the corner.




3. The big building is a ...



4. The ... is great.



5. Charlie's ... is on Main Street.



4. Complete the statements with the name of each place in Exercise 3.

1. She's at the mall.

4. The _____ is great.

2. The _____ is around the corner.

5. Charlie's _____ is on Main Street.

3. The big building is a _____.

Grammar *there is / there are*; Questions with *How many*

1. Study the grammar.

- Use **there is** with singular nouns. Use **there are** with plural nouns.

Statements	Questions	Answers
There is a park in Hana's neighborhood.	Is there a Korean restaurant across the street?	Yes, there is. / No, there isn't.
There are two movie theaters in the mall.	Are there apartment buildings around the corner?	Yes, there are. / No, there aren't.
	How many houses are there on Atlantic Street?	There are two.



Language tips

- *there's* = *there is*
- Yes, *there is*. **NOT** ~~*Yes, there's.*~~
- *there are* **NOT** ~~*there're*~~

2.33

2. Pronunciation Listen to the grammar examples. Repeat.

3. Choose the correct form of *there is / there are*.

1. There is / There are two stores in the neighborhood.
2. Is there / Are there an apartment building across the street?
3. Is there / Are there good hotels in the neighborhood?
4. How many movie theaters **is there / are there** in the mall?
5. Is there / Are there a house next to the restaurant?
6. There is / There are two small Mexican restaurants on Lane Street.

4. Complete each statement or question with a form of *there is / there are*.

1. There is _____ a bus stop in front of the restaurant.
2. How many stores _____ on your street?
3. _____ a really nice park in my city.
4. How many parks _____ in your hometown?
5. _____ a language school in your neighborhood?
6. How many old neighborhoods _____ in the city?

5. Write a question for your partner with *How many*. Answer the question in your partner's book.

How many bus stops are there in your neighborhood? There are two.

About you!



Complete the statement about your neighborhood.

In my neighborhood, there _____

Reading A blog

2.34

1. Read the Teen2Teen Friends blog posts.
Are there beautiful buildings in the two cities?



My blog
Tell the kids on Teen2Teen Friends about your neighborhood

Julie Duclos

I'm from Montreal. My favorite neighborhood is Old Montreal. Old Montreal is famous for its beautiful old buildings. There aren't lots of cars or buses in the neighborhood because the streets are so small. But there are lots of popular restaurants. They're great! There are also three history museums in the neighborhood. Here's a photo of a neighborhood street. Beautiful, right?

Ana Costa

My hometown is Brasilia. And my neighborhood is very cool. There are lots of really nice apartment buildings in my neighborhood. My family's apartment is in an awesome building. Our bus stop is in front of the building, so it's very convenient. And lucky me! There are two classmates from my school in my building. There's a special street in my neighborhood with lots of Brazilian and international restaurants. My favorite restaurant is Chinese. Brasilia is great. There are famous beautiful buildings in Brasilia. Here's a photo of our National Congress Building. Beautiful, right?

2. Read the statements. Circle T (true) or F (false).

- | | |
|---|--|
| 1. Old Montreal is the name of a city. T / <input checked="" type="radio"/> F | 5. Ana's neighborhood is in Brasilia. T / F |
| 2. There are good restaurants in Julie's favorite neighborhood. T / F | 6. Ana's bus stop is down the street from her apartment building. T / F |
| 3. The old buildings of Old Montreal are beautiful. T / F | 7. Ana is lucky because there are friends in her apartment building. T / F |
| 4. The streets in Old Montreal are big. T / F | 8. There's a Chinese restaurant in Ana's neighborhood. T / F |

3. Correct the false statements in Exercise 2.

- a. 1. Old Montreal is the name of a neighborhood.
- b. _____
- c. _____

4. Complete the statements, according to the blog posts.

1. Julie's favorite neighborhood is Old Montreal.
2. There are beautiful old _____ in Old Montreal.
3. There are three history _____ in Old Montreal.
4. There are lots of popular _____ in Old Montreal.
5. Ana is _____ Brasilia.
6. Her _____ is in a great neighborhood.
7. The _____ in front of her building is very convenient.
8. There's a special _____ in her neighborhood with lots of restaurants.

2.35 **1. Read and listen to the conversation.**



- A** Where are you?
- B** Guess!
- A** OK. Is there a hotel next door?
- B** Yes, there is.
- A** Is there a school down the street?
- B** Yes, there is.
- A** I know! You're at Mamma Mia's Pizzeria!
- B** You're right!



2.36 **2. Pronunciation Listen and repeat.**

3. Guided conversation Choose a place on the map. Create a **NEW** conversation. Use a place and an expression of location.

Reminder

- ✓ You're right!
- ✗ You're wrong!

A Where are you?

B Guess!

A OK. Is there a _____ ?

B _____, there _____.

A Is there a _____ ?

B _____, there _____.

A I know! You're at _____ !

B You're _____ !

Expressions of location

- across the street
- around the corner
- in front of
- next door
- down the street



Read your new conversation with your partner. Then read the conversation in your partner's book.

Review: Units 7–9

1. Read each conversation. Then complete the chart.

1. Ron: Hello, Mandy?
 Mandy: Ron! Where are you?
 Ron: I'm in Rio. And my hotel is across the street from the beach!
 Mandy: Awesome! What's the weather like?
 Ron: Well, it's not great. It's rainy and windy today.
 Mandy: No way! In Rio?

2. Liza: Hello, Mom?
 Mom: Liza, hello!
 Liza: Guess what! I'm in London today!
 Mom: Great! So what's London like?
 Liza: It's really big. And the weather is great!
 Mom: In London?
 Liza: Yeah, it's sunny and hot!
 Mom: What about your hotel? Is it nice?
 Liza: Yes. And there's a French restaurant next door.

3. Brad: Hello! It's me!
 Marty: Brad? Hi! Where are you?
 Brad: We're in Chicago now!
 Marty: Chicago? Wow! How's the weather?
 Brad: It's really cold and windy!
 Marty: Well, Chicago is famous for windy weather!
 Brad: It's true. But it's OK. Our hotel is down the street from a great mall.

	1.	2.	3.
a. The weather is good.			
b. There's a beach in front of the hotel.	✓		
c. There's a restaurant next to the hotel.			
d. It's a windy city.			
e. There's a mall.			
f. It's a nice hotel.			
g. It's rainy.			
h. It isn't cold.			

2. Look at the picture. Complete the statements with *in*, *on*, *under*, *in front of*, or *between*.



- His phone is on the fridge.
- His notebook is _____ the fridge.
- The fridge is _____ the kitchen.
- His MP3 player is _____ the sofa.
- His pencil case is _____ the bedroom. It's _____ his bed.
- His book is _____ the bathroom. It's _____ the toilet and the sink.

3. Change each command to a suggestion with *Let's* or *Let's not*.

- Listen to this song.
Let's listen to this song.
- Write statements in English.

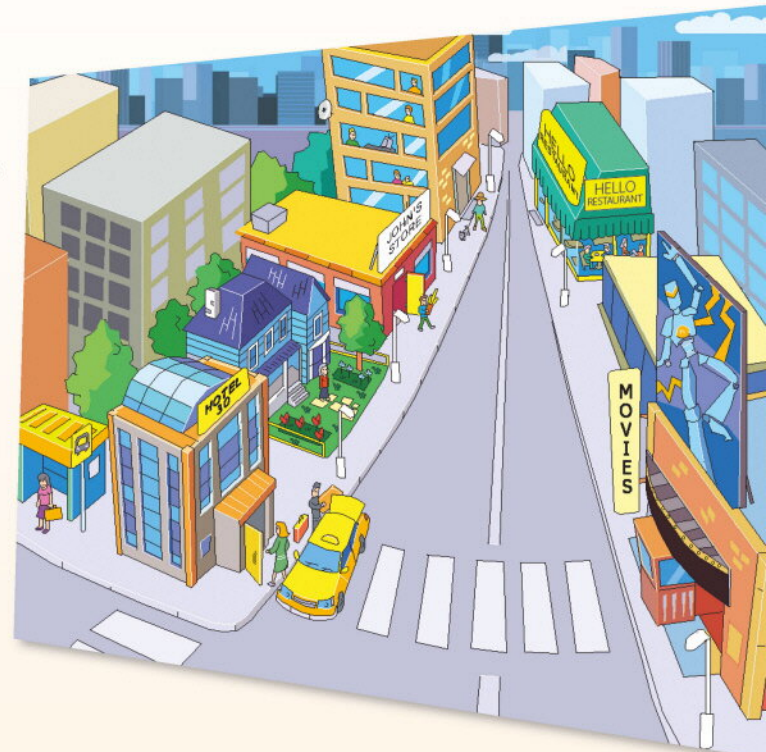
- Look in the fridge.

- Call Manny now.

- Don't go to the mall today.

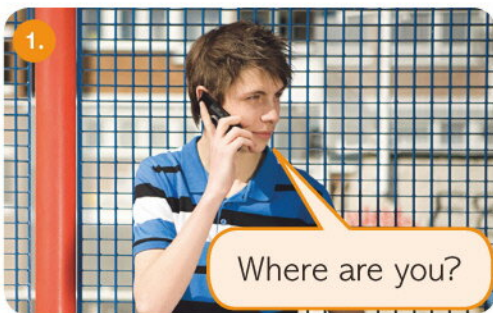
4. Look at the picture. Complete the statements.

1. The house is next to _____ the hotel.
2. The _____ is around the corner from the hotel.
3. The movie theater is across the street from the _____.
4. The _____ is between the house and the apartment building.
5. The apartment building is _____ the store.
6. The hotel is _____ the movie theater.
7. The _____ is between the store and the hotel.
8. The restaurant is _____ the movie theater.
9. The apartment building is across the street from the _____.




All About You

1. Write your own response to each person.



You _____



You _____



You _____

2. Complete the personal statements about your house or apartment, and your neighborhood.

My house or apartment

In my bedroom, there's _____.

In my living room, there's _____.

In my kitchen, there's _____.

My neighborhood

Next door, there's _____.

Down the street, there's _____.

Across the street, there's _____.

Around the corner, there's _____.

Progress Check

✓ Check what you can do.

- Discuss the location of objects
- Describe my neighborhood
- Talk about the weather
- Use the Unit 7–9 grammar and vocabulary
- Suggest activities



Look at those black jeans!

Grammar: Questions with *Which* • Answers with *one / ones* • *this / that / these / those* • Intensifier *too*
Vocabulary: Clothes • Colors
Social language: Give and accept compliments

Vocabulary Clothes

2.37) **1. Look at the pictures. Read and listen.**



1. a shirt



2. a T-shirt



3. a jacket



4. a skirt



5. a sweater



6. a blouse



7. a dress



8. a shoe



9. shoes



10. pants



11. shorts



12. jeans

2.38) **2. Pronunciation Listen and repeat.**

2.39) **3. Pronunciation Listen and repeat each group of words.**

/s/	/z/	/ɪz/
a shirt / shirts	a shoe / shoes	a dress / dresses
a skirt / skirts	a sweater / sweaters	a blouse / blouses
pants	jeans	

2.40) **4. Listening comprehension Listen and circle the clothing in each statement.**



Topic Snapshot

2.41 1. Read and listen to the conversation in a clothes store.



2. Complete each statement, according to the Topic Snapshot. Circle the letter.

- | | | | | |
|----------------------|------------------------|---------------------|----------------------|---------------------|
| 1. The jeans are ... | 2. They're ... | 3. The skirt is ... | 4. It's not very ... | 5. It's ... |
| a. not expensive. | a. expensive. | a. very expensive. | a. cool. | a. good for school. |
| b. nice. | b. perfect for school. | b. cool. | b. expensive. | b. not very pretty. |

Grammar Questions with *Which*; Answers with *one / ones*

1. Study the grammar.

Colors

2.42 Listen and repeat.



Singular

A: Which shirt **is** your favorite?

B: The blue **one**.

Plural

A: Which shoes **are** expensive?

B: The black **ones**.

2.43 **2. Pronunciation** Listen to the grammar examples. Repeat.

3. Complete the questions with the correct word.
Complete the answers with *one* or *ones*.

- A: Which sweater / sweaters is good for cold weather?
B: The red one.
- A: Which skirt / skirts is right for a birthday party?
B: The _____.
- A: Which jacket / jackets are not expensive?
B: The _____, next to the sweaters.
- A: Which shirt / shirts is cool?
B: The _____ and _____, of course!

2.44 **4. Listening comprehension** Listen to the conversations. Then listen again and complete each statement, according to the conversations.

- The green pants are / aren't great. The brown ones are / aren't so nice.
- The gray sweater is / isn't cool, but it is / isn't very expensive.
- The jacket is new / old. It's nice / not nice.
- His favorite color is / isn't orange. Her favorite color is / isn't orange.
- The shoes are / aren't good-looking. They're black / blue.

5. Listen again and check your answers.

About you!



Look at the pictures of the clothes in the Vocabulary and Topic Snapshot on page 71. Complete the statement.

My two favorite things are the _____ and the _____.

Grammar *this / that / these / those*; Intensifier *too*



That skirt is **too short**.

1. Study the grammar.

this jacket	that jacket	these shoes	those shoes


The adverb **too** intensifies an adjective and gives it a negative meaning.
 This dress is **too big**.
 These shoes are **too small**.
 Those sweaters are **too expensive**.

2. Pronunciation Listen to the grammar examples. Repeat.

3. Look at the pictures. Complete the statements. Circle the correct words.



1. This / These shoes are great.



2. Are these / those red shoes new?



3. Is that / this jacket your dad's jacket?



4. This / These blouse isn't good for school.

4. Look at the pictures. Complete the conversations with *this, that, these, or those* and an adjective with *too*.

big ~~expensive~~ short small



1. A: What's wrong with this blouse?
 B: Are you serious? It's too expensive!



2. A: _____ shoes are awesome!
 B: Maybe. But they're _____.



3. A: _____ gray pants are great.
 B: No way! They're _____.



4. A: Hey! _____ orange dress is so nice!
 B: That's true. But it's _____.

Reading An online clothes store

1. Look at the online clothes store. Which clothes are for rainy weather?

Perfect for You Home Catalog Shopping cart Contact us **Great prices! This week only**

Skirts and dresses
 Perfect for a party or school

Pants and jeans
 Styles for boys and styles for girls

Shirts and blouses
 For every occasion

Boys' and girls' jackets and sweaters
 For cold weather and every day

Rain jackets and boots
 For all kinds of really bad weather!

Shoes For school!
 For parties!
 For sports and games!

2. Read the statements. Circle T (true) or F (false).

- | | | | |
|--|--------------|---|-------|
| 1. The name of this store is Great Prices! | T / F | 4. There are party shoes and school shoes. | T / F |
| 2. There are good prices this week. | T / F | 5. The rain jackets and boots are for good weather. | T / F |
| 3. There are pants for boys but not for girls. | T / F | | |

3. Answer the questions about the pictures of the clothes. Use *one* and *ones*.

- Which shoes are for girls? The blue ones.
- Which shoes are for boys or girls? _____
- Which shoes are for boys? _____
- Which sweater is for very cold weather? _____
- Which shirt is for boys or girls? _____
- Which boys' shoes are perfect for parties? _____

2.46)) 1. Read and listen to the conversation.

- A That sweater is so cool!
- B This sweater?
- A Yeah. It's great. And those red shoes are awesome!
- B Thanks!
- A You're welcome.



2.47))

Positive adjectives
awesome!
cool!
great!
nice!

2.48)) 2. Pronunciation Listen and repeat.

3. Guided conversation Create a NEW conversation.
Change the clothes, the colors, and the positive adjectives.

A That _____ is so cool!

B This _____?

A Yeah. It's _____. And those _____ are _____!

B Thanks!

A You're welcome.




Read your new conversation with your partner.
Then read the conversation in your partner's book.

Grammar: can / can't for ability • Degrees of ability
Vocabulary: Abilities
Social language: Discuss your abilities

Topic Snapshot

2.49 **1. Read and listen to the conversation.**



2. Read the statements. Circle T (true) or F (false).

- | | |
|--|--------------------------------------|
| 1. Frank can play the drums well. T / <input checked="" type="radio"/> F | 4. Frank can teach Teresa. T / F |
| 2. Teresa can play the drums well. T / F | 5. Teresa says, "This is fun!" T / F |
| 3. Teresa can teach Frank. T / F | 6. Frank says, "Be careful!" T / F |

3. Which words and phrases are positive 😊? Which ones are negative ☹️?

Be careful! Cool! Of course! Oops! This is fun! ~~That's easy!~~ You're pretty good!

😊	☹️
That's easy!	

Vocabulary Abilities

2.50 **1.** Look at the pictures. Read and listen.



1. sing



2. dance



4. draw



6. swim




7. cook



3. play the guitar / the piano / the drums





5. play soccer / volleyball / basketball



8. ride a bike / a horse

2.51 **2.** Pronunciation Listen and repeat.

3. Look at the pictures. Complete each statement with the Vocabulary.



Grammar *can* and *can't* for ability; Degrees of ability

1. Study the grammar.



Degrees of ability

- ☺☺ I can speak English **very well / really well.**
- ☺ I can speak English **well.**
- ☹ I can't speak English **well / very well.**
- ☹☹ I can't speak English **at all.**

Affirmative statements		
I / You / We	can	speak English.
He / She / They		
Negative statements		
I / You / We	can't	speak Chinese.
He / She / They		

yes / no questions				Short answers	
Can	I	ride	a horse?	Yes, I can. / No, I can't.	
	you			Yes, you can. / No, you can't.	
	she			Yes, she can. / No, she can't.	
	he			Yes, he can. / No, he can't.	
	we			Yes, we can. / No, we can't.	
	they			Yes, they can. / No, they can't.	

Language tip • *can't* = *can not*

2. Look at the pictures. Complete each statement. Circle *can* or *can't*.



1. We can / can't speak German!



2. He can / can't sing really well.



3. They can / can't play basketball very well.




4. She can / can't play the piano well.

3. Look at the pictures. Write questions with *can* and short answers.



1. she / ride a horse (Yes)
Can she ride a horse?
Yes, she can.



2. he / swim well (Yes)



3. they / speak Turkish (No)



4. he / play the guitar (No)



5. they / play basketball well (Yes)



6. she / sing well (No)

2.52 **4. Listening comprehension** Listen to the conversations. Then listen again and check the correct statements.

- | | |
|---|---|
| 1. She can ride a horse. <input type="checkbox"/> | She can't ride a horse. <input checked="" type="checkbox"/> |
| 2. He can swim. <input type="checkbox"/> | He can't swim. <input type="checkbox"/> |
| 3. She can dance well. <input type="checkbox"/> | She can't dance well. <input type="checkbox"/> |
| 4. Yaya can sing well. <input type="checkbox"/> | Yaya can't sing well. <input type="checkbox"/> |

2.53 **5. Pronunciation** Listen to the statements from Exercise 4. Repeat.

About you!



Answer the personal questions. Write short answers.

- Can you ride a horse? _____
- Can your mom speak German? _____
- Can you swim? _____
- Can your dad play the guitar? _____
- Can you draw well? _____
- Can you sing well? _____

Reading Profiles of international athletes

2.54 **1.** Read the profiles. Which athlete is from the U.K.?


Yes, they can!
Meet four awesome athletes



Meet Chinese weightlifter **Cao Lei**. She is from Hebei Province in China. Ms. Cao is very strong. She can lift 158 kilograms! Wow!



This is British jumper **J.J. Jegede**. Mr. Jegede is from East London. He is a very strong jumper. Look at the photo! He can jump over three cars! His friends say, "J.J., you're lots of fun. But please be careful!"



Veronica Campbell-Brown is from Clarks Town, Jamaica. Her family is very big (nine brothers and sisters)! She can run very fast. She can run 200 meters in 22.22 seconds! That's very fast! Her husband can also run fast. He's an athlete, too.



Australian swimmer **James Magnussen** can swim very fast – 50 meters in 22 seconds! He is from Port Macquarie, Australia. People say he is very handsome.

2. Match the people and the descriptions. Write the numbers.

- | | | |
|--------------------------------|-------------------------------|---------------------------------|
| 1. Cao Lei ... | a. can run fast. ____ | f. is very strong. <u>1</u> |
| 2. J.J. Jegede ... | b. can swim fast. ____ | g. is from Clarks Town. ____ |
| 3. Veronica Campbell-Brown ... | c. can jump really well. ____ | h. is from Hebei Province. ____ |
| 4. James Magnussen ... | d. is lots of fun. ____ | i. is from Australia. ____ |
| | e. is from East London. ____ | j. is from a big family. ____ |

3. Correct each false statement.

- Cao Lei is a swimmer. Cao Lei is a weightlifter.
- People say, "James Magnussen is very tall." _____
- J.J. Jegede's friends say, "J.J., you're strong!" _____
- Cao Lei's husband is an athlete. _____
- Veronica Campbell-Brown can lift 158 kilograms. _____

Discuss your abilities

2.55 1. Read and listen to the conversation.

2.56

Positive responses

- Oh, that's cool!
- Oh, that's awesome!
- Oh, that's great!

- A** Hey, Sylvia. Can you swim?
- B** Yes, I can. I can swim very well.
- A** Oh, that's cool!
- B** What about you? Can you swim?
- A** Me? I can't swim at all.
- B** No problem. I can teach you!
- A** Really? Thanks so much!



2.57 2. Pronunciation Listen and repeat.

3. Guided conversation Create a NEW conversation with new abilities and responses. Use the pictures.



A Hey, _____. Can you _____?

B Yes, I can. I can _____ very well.


A Oh, that's _____!

B What about you? Can you _____?

A Me? I can't _____ at all.

B No problem. I can teach you!

A Really? Thanks so much!



Read your new conversation with your partner.
Then read the conversation in your partner's book.

You should visit Brazil!

Grammar: *should* for advice: statements and *yes / no* questions • *should*: information questions
Vocabulary: Reasons to visit a place
Social language: Describe your country

Teen2Teen Friends

Topic Snapshot

2:58

1. Read and listen to the video webchat.



Ana: Hello, Daniel?
Are you there?

Daniel: I'm here, Ana. How are you?

Ana: Actually, I'm great! Daniel, guess what!

Daniel: What?

Ana: Julie Duclos is here with her family. From Canada! She's here in my apartment now.

Julie: Hi, Daniel! It's true. We're here in Brazil for a week.

Daniel: Hi, Julie! Lucky you!

Julie: Yeah, Brazil is fantastic!

Ana: Daniel, you should visit Brazil, too!

Daniel: I should! That's an awesome idea. But what's Brazil like?

Ana: Well, it's a really big country. The people are very nice. The weather is great. The restaurants are fantastic. And the beaches are awesome!

Daniel: Hey, Julie! You should upload some photos of Brazil to Teen2Teen Friends, OK?

Julie: Great idea!

Ana: See you later, Daniel!

Daniel: Bye, guys!

2. Circle the correct name or names.

1. Who is in Brazil? Ana Daniel Julie 4. Who is from Brazil? Ana Daniel Julie
2. Who isn't in Brazil? Ana Daniel Julie 5. Who should come to Brazil? Ana Daniel Julie
3. Who is from Canada? Ana Daniel Julie 6. Who should upload photos? Ana Daniel Julie

3. According to Ana's description, what's Brazil like? Write a check mark.

1. There are nice people. 4. There are good restaurants.
2. There are fantastic malls. 5. There is great weather.
3. There are awesome buildings. 6. There are nice beaches.

Grammar *should* for advice

1. Study the grammar.

- Give a person advice with **should** + a verb.

You **should visit** Rio.
The beaches are awesome!

Affirmative statements			Negative statements		
I / You / We	should	visit Brazil.	I / You / We	shouldn't	stay home.
He / She / They			He / She / They		

yes / no questions		Short answers	
Should	I	stay home?	Yes, I should. / No, I shouldn't.
	you		Yes, you should. / No, you shouldn't.
	she		Yes, she should. / No, she shouldn't.
	he		Yes, he should. / No, he shouldn't.
	we		Yes, we should. / No, we shouldn't.
	they		Yes, they should. / No, they shouldn't.

2. Complete each conversation. Circle the appropriate short answers.

- A: Should I go to China?
B: Yes, you should. / No, you shouldn't.
It's fantastic.
- A: Should my dad call your dad in Italy?
B: Yes, he should. / No, he shouldn't.
It's 3:00 in the morning in Italy now!
- A: Should my friends go to a Korean restaurant?
B: Yes, they should. / No, they shouldn't.
Korean restaurants are cool.
- A: Should we buy these T-shirts?
B: Yes, we should. / No, we shouldn't.
They're too expensive.

3. Complete the statements of advice with *should* or *shouldn't* and the verb.

- You should go (go) to Canada in October. It's so pretty then!
- Your little brother _____ (play) video games now. It's 8:45, and his class is at 9:00!
- We _____ (listen) to this Beyoncé song. It's really good!
- Your grandparents _____ (swim) at that beach. It isn't very nice.
- You _____ (go) to a restaurant in Mexico City. The restaurants are awesome.

2.59 4. Listening comprehension Listen to the conversations. Then listen again and complete each statement with *should* or *shouldn't* and the verbs *go* or *call*.

- He should go to the beach.
- They _____ their parents now.
- They _____ to the mall.
- She _____ to Japan in January.
- He _____ to Shanghai in August.
- She _____ again at three o'clock.

2.60 5. Pronunciation Listen to the statements from Exercise 4. Repeat.

Vocabulary Reasons to visit a place

2.61 **1.** Look at the pictures. Read and listen.



1. The food is great!




2. The music is fantastic!



3. The tourist attractions are cool!



4. The mountains are beautiful!



5. The souvenirs are really nice!




Language tip

• Use *is*, not *are*, with *food* and *music*.


The food is great. NOT The food are great.

2.62 **2.** Pronunciation Listen and repeat.

3. Look at the photos. Complete the conversations with reasons for visiting each country.



Su, what's Turkey like?



Turkey is fantastic. The (1) food is really great! And the (2) _____ are awesome!



Bruno, what's Germany like?



Germany is really great. The (3) _____ in Bavaria are beautiful. And the (4) _____ in Berlin is really cool!



Gan, what's China like?



China is beautiful. The (5) _____ are fantastic, and you can buy great (6) _____.

About you!



Complete the statements with your country and a reason to visit.

You should visit _____. The _____!

What **should** I **do** in New York?

Grammar *should*: information questions

1. Study the grammar.


What should I do in Rio?	You should go to the beach.
Where should he go in Italy?	He should go to Rome and Venice.
When should they visit China?	They should visit in September.
Who should Kaye call in Miami?	She should call my friend Vicky.
Why should we go to Paris?	Because Paris is so beautiful!



You should visit the museums. They're great!

2. Pronunciation Listen to the grammar examples. Repeat.

3. Complete the conversations with information questions with *should*.



1. A: (What / I / do)
What should I do _____ in Istanbul?
 B: You should go take a boat tour.



2. A: (Where / my brother / go)
 _____ in Germany?
 B: He should visit the Bavarian Alps.



3. A: (When / Donna / come)
 _____ to Japan?
 B: She should come in October. The weather is fantastic then.



4. A: (Where / we / meet)
 _____ in Salvador?
 B: Let's meet at the market next to Pelourinho. OK?



5. A: (Who / my parents / call)
 _____ in Lisbon?
 B: They should call my parents. They're lots of fun!



6. A: (Why / I / visit)
 _____ Machu Picchu?
 B: Because it's a beautiful tourist attraction.

Reading An online travel article



- 2.64 1. Read the online travel article.
What's the weather like in Canada in January?

My favorite website

Julie Duclos
Here's a link to an article about my country.

Teen Trekker Magazine

Should you visit Canada in January? **Yes!**

Some people say, "Don't go to Canada in January. It's too cold!" Well, it's true. It's very, very cold. But in the province of Quebec, it's usually sunny, and it's fun! You should visit the city of Montreal. "Mount Royal" is a small mountain in a park in the city. It's very pretty in the snow. In Montreal, there are lots of nice restaurants, and the food is fantastic. And you should go to Snow Village. There are restaurants, hotels, theaters, and other buildings, all made of snow! Of course, Canada is famous for hockey, so you should go to a Canadiens game. They're everyone's favorite hockey team. Go Canadiens! But you can also play hockey, and other games too, at Montreal's Winter Festival. So visit Canada in January! Canada in January is awesome!

Lots of snow on Mount Royal

The Canadiens play hockey in Montreal.

2. Match the places with the things you can do in Canada in January.

- | | |
|-------------------------------|----------------------------|
| 1. You can watch hockey | a. at the Winter Festival. |
| 2. You can go to a restaurant | b. at the Snow Village. |
| 3. You can play hockey | c. at a Canadiens game. |

3. Circle the words that describe Canada in January.

fun
windy
awesome
pretty

rainy
sunny
hot
cold
old

4. According to the website, in Canada you should ...

- | | |
|--|--|
| <input checked="" type="checkbox"/> go to a hockey game. | <input type="checkbox"/> go to a mall. |
| <input type="checkbox"/> go to a beach. | <input type="checkbox"/> buy clothes. |
| <input type="checkbox"/> go to a restaurant. | <input type="checkbox"/> play hockey. |
| <input type="checkbox"/> look at the snow. | <input type="checkbox"/> go to a park. |
| <input type="checkbox"/> go to a mountain. | <input type="checkbox"/> ride a horse. |

2.65 **1. Read and listen to the conversation.**

A Hi, Eva. Are you in Miami right now?

B Hi, Carlo. Yes. Where are you?

A At home. In Rome.

B So, what's Italy like?

A Well, it's really nice. The food is great, and the tourist attractions are fantastic.

B And what about the weather?

A It's always beautiful in Rome. You should visit Italy sometime!

B Good advice. Thanks!



2.66 **2. Pronunciation Listen and repeat.**

3. Guided conversation Create a NEW conversation. Choose Bruno or Hana for speaker B. Describe your city. Use the ideas.



Hana, Seoul, South Korea



Bruno, Munich, Germany

A Hi, _____. Are you in _____ right now?

B Hi, _____. Yes. Where are you?

A At _____. In _____.

B So, what's _____ like?

A Well, it's really nice. The _____ is _____, and the _____ are _____.

B And what about the weather?

A It's _____. You should visit _____ sometime!

B Good advice. Thanks!

the food

the music

the people

the beaches

the restaurants

the mountains

the buildings *the weather*

the souvenirs

the stores

the tourist attractions



Read your new conversation with your partner. Then read the conversation in your partner's book.

Review: Units 10–12

1. Read each conversation. Check the topics in the chart.

1. **Arielle:** Hi Tony. I'm in Cartagena, Colombia!
Tony: No way! What's the weather like?
Arielle: It's great, and the beach is beautiful.
Tony: And what about the food and the people?
Arielle: The food? It's great! And the people are so nice.
2. **Josh:** So what's Mexico City like?
Raquel: Well, it's very big, and the people are really nice.
Josh: What about the beaches?
Raquel: Actually, there are no beaches in Mexico City.
3. **Jill:** So what's Tokyo like, Fusae?
Fusae: It's very nice. The food is great. The people are nice. There are lots of tall buildings. And Mount Fuji is right next door. It's a beautiful mountain.
Jill: Can you see Mount Fuji from Tokyo?
Fusae: Well, in cloudy weather, you can't see the mountain. But on a sunny day, it's fantastic!

	1.	2.	3.
a. good food	✓		
b. cloudy weather			
c. great beaches			
d. tall buildings			
e. nice people			
f. a beautiful mountain			

2. Complete the conversations with *can*, *can't*, and the correct verb.

1. A: Can he swim well?
 B: No, he _____. He _____ swim at all.
2. A: _____ you _____?
 B: Yes, I _____. I _____ sing very well.
3. A: _____ your parents _____?
 B: No way! They _____ dance at all.
4. A: _____ your little sister _____ a bike?
 B: Yes, she _____. She _____ ride well.

3. Look at the pictures. Complete the conversations. Use *too* and an adjective from the list.

big early expensive hot small



1. A: What's wrong with this sweater _____?
 B: It's too small _____.



2. A: Let's play _____.
 B: No way! It's _____ today.



3. A: Should I buy those _____?
 B: Are you serious? They're _____.



4. A: Let's go to this _____.
 B: We can't. It's _____.



5. A: Let's not buy these _____.
 B: You're right. They're _____.

4. Match each situation with a statement with *should*.

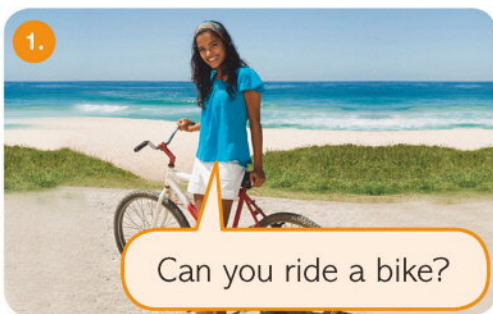
- The music at the festival is fantastic.
 - The black jacket is very expensive.
 - Betty's Hometown Restaurant is great.
 - That beach is fantastic.
 - The people in New City aren't very nice.
 - The weather is very hot.
- We should go to the beach.
 - All our classmates should go there.
 - They should go to that restaurant.
 - Your parents should swim there.
 - She shouldn't go to that city.
 - You should buy the white one.

5. Circle the correct word.

- What's the name of this / **that** / these / those restaurant across the street?
- Is this / that / these / those restaurant French or Italian? The food is delicious!
- We should visit this / that / these / those mountains. They're so beautiful.
- Look at this / that / these / those photos of Quito in this book. Are they great or what?
- Which sweater is your favorite? Let's buy this / that / these / those blue one right here.

All About You

1. Write your own response to each person.



You _____



You _____



You _____

2. Complete the personal statements.

My favorite color is _____ . My hometown is _____ .
I can _____ . In my hometown, you should _____ .

Progress Check

✓ Check what you can do.

- Discuss clothes and colors
- Give and accept advice
- Give and accept compliments
- Use the Unit 10–12 grammar and vocabulary
- Describe my abilities



Unit 1: Photo captions

1. Study the writing rule.

Writing a sentence: subjects and verbs

When you write a sentence, always use a subject and a verb.

subject

verb

Mr. Locke	is	a teacher.
I	'm	a student.
We	are	classmates.

2. Write a 😊 for the statements with a subject and a verb. Write a ☹️ for the statements without a subject and a verb.

- | | |
|----------------------------------|-----------------------------|
| 1. He is a student. 😊 | 6. The books not here. ____ |
| 2. Mr. Mason a teacher. ____ | 7. Is not a notebook. ____ |
| 3. Ms. Rose is the teacher. ____ | 8. We're students. ____ |
| 4. English class great! ____ | 9. He Carl. ____ |
| 5. Is John. ____ | 10. She's not Fran. ____ |

3. In your notebook, correct the six incorrect statements from Exercise 2.

2. Mr. Mason is a teacher.

4. Circle the subjects and verbs in the photo captions.



She's Joanne. She's a student.



They're Ben and Joe. They're not classmates.

5. Choose a photo. Write a caption for your photo. Use Exercise 4 for support.

He's Rick. Rick's a student.

Unit 2: Questions and answers

1. Study the writing rule.

Periods and question marks

A period = .

A question mark = ?

Using periods and question marks

When you write a statement, always use a period.

Statements Joe is my brother. She's my teacher.

When you write a question, always use a question mark.

Questions Is Joe your brother? Who is Joe?

2. Read the conversation. Write periods and question marks.



A: Who are they? _____

B: They're my parents _____ He's my brother _____

A: What's his name _____

B: His name is Evan _____

A: Who is she _____

B: She's my brother's girlfriend _____ Her name is Alicia _____

Unit 3: A celebrity profile

1. Study the writing rule.

Capitalization		
Always use a capital letter for names of people. names <i>Mary Alice Jones</i>		
Always use a capital letter for the names of cities, countries, and nationalities.		
city	country	nationality
<i>Bogota</i>	<i>Colombia</i>	<i>Colombian</i>

2. Correct the errors in capitalization.

P
peter gene hernandez is the real name
of bruno mars. He is an american
singer from the city of honolulu in the
united states.

3. Read the profile of a celebrity. Circle the capital letters that begin the names of people, cities, countries, and nationalities.



Sofia Mulanovich is a famous Peruvian athlete. She's a surfer from Punta Hermosa, a city near Lima, Peru. Sofia's first name is Peruvian, but her family name isn't Peruvian. Sofia's mom and dad are Ines and Herbert Mulanovich. Sofia's parents are originally from Croatia. Now the whole Mulanovich family is in Peru.

4. Write a profile of your favorite celebrity. Use Sofia's profile for support. Remember to use periods and question marks.

Ideas:

first / family name	city
nickname	country
family	nationality

Unit 4: A description of your class schedule

1. Study the writing rule.

More rules about capitalization
Always use a capital letter for the names of days of the week. <i>Monday, Tuesday, Wednesday, Thursday, Friday, Saturday, Sunday</i>
Use a capital letter for the names of languages. <i>English, Spanish</i>
Don't use a capital letter for the names of school subjects. <i>math, geography class, computer science</i>

2. Correct the errors in capitalization.

This week, ^mMath class is on monday and friday.
On monday, Art class is at 9:00, but on friday,
it's at 11:20. On tuesday and thursday, english
is early: at 8:00.

3. In the notebook, make a schedule of your classes for one week. Then write about your schedule. Use Exercise 2 for support. Start like this:

This week, ...

Monday	
Tuesday	
Wednesday	
Thursday	
Friday	

Unit 5: A description of you and your family

Writing

1. Study the writing rule.

Capitalization of sentences


Always use a capital letter for the first word in a sentence.

My family is very important in my life.

Reminder

Also capitalize the first letter of names of people, cities, countries, and nationalities.

2. Read about Sarah's family. Circle the capital letters at the beginning of each sentence.



I'm Sarah Breyer. I'm American, and my hometown is Boston. Here's a photo of me with my dad. My dad and I are very different. My dad's hair is gray now. My hair is blond. My mom's not in the photo. She's very pretty. She's very tall, and her hair is short, blond, and wavy. We're a good-looking family.

3. Complete the chart about you and two other people in your family.

	you	person 1	person 2
who?	me!		
hair color			
eye color			
other adjectives			

4. Write about you and the two people in your family. Use photos or draw pictures. Use your chart and Sarah's description for support. Start like this:

Here's a photo of me and my ...

Unit 6: An events announcement

Writing

1. Study the writing rule.

Capitalization

Always capitalize the first letter of months and days.

It's on Monday, July 2nd.

Capitalize the first letter in each word of an event's title or name.

The movie The Young Girl is great!

The Lady Gaga World Tour concert is in Munich in May.

2. Read the special events announcements. Capitalize the first letters of titles, days, countries, and months.

3. Write an announcement for your own events. Include movies, concerts, games, and parties.



Special Events!

J
June 1st – June 5th



The International Games

tuesday, June 1st

Very cool! The Brazil–Colombia game is at 9:00 and the Mexico–Japan game is at 11:30.



The Movie Festival

Awesome! On Wednesday, June 2nd, the movie *Toy Story* is at 6:00. On Thursday, June 3rd, don't be late for *Black Beauty* at 4:30 and *Harry Potter* at 7:00.



The "It's Everyone's Birthday" party!

It's a party! Great! Don't be late! See you on Saturday, June 5th at 7:30!

Unit 7: A text message to a friend

1. Study the writing rule.

Using exclamation points

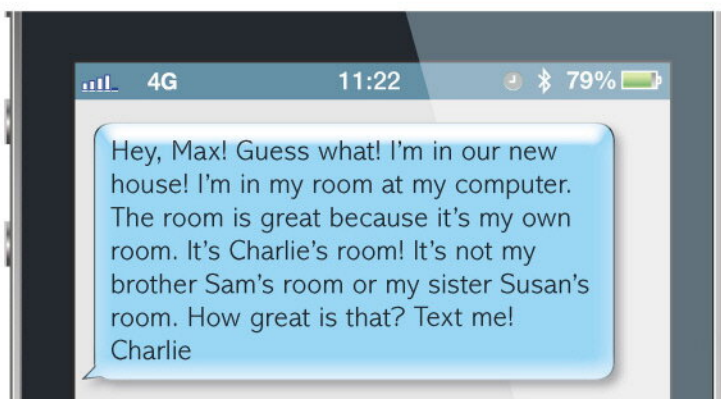
Use an exclamation point (!) with emphatic statements and strong commands.

Wow!

That's great!

Don't use your phone in class!

2. Read Charlie's text message to his friend Max. Notice the use of exclamation points for emphatic statements and commands.



3. Write an exclamation point for the emphatic statements and commands. Use a question mark for questions. Use a period for the statements that are not emphatic.

1. What day is today?___
2. It's Monday___
3. Oh, no___ My phone is at home___
And I'm late___
4. He has long wavy hair___
5. Students: Don't use a pen on the board___
6. My backpack is on my bed___
7. The homework is due today. Oh no___
8. It's 1:30 in Bogota___
9. It's 7:00? No way___
10. Wow___ Who is she___

4. Write a short text message to a friend about a place at home or at school. Use Charlie's text for support. Use periods, question marks, and exclamation points in your text message.

Unit 8: A weather report

1. Study the writing rule.

Using apostrophes

Use an apostrophe for:

- contractions of the verb *be*
I'm from Punta Arenas. *She's* a teacher. *They're* bored. *What's* his name?
- contractions of *not*
He isn't late. *We aren't* on time. *Don't* open your book.
- possessives *'s* and *s'*
Bob's family name is Smith. *Our friends'* teacher is Ms. Martin.

Reminder

The words *o'clock* and *Let's* use an apostrophe, too.

2. Correct the errors. Use apostrophes.

1. My sisters birthdays in May. My sister's birthday's in May.
2. Its ten oclock. _____
3. Whos your teacher? _____
4. Whats the weather like? _____
5. Its sunny in Porto Alegre. _____
6. Dont go to the mall today. _____
7. Lets stay home and watch TV. _____
8. It isnt hot today. _____

3. Read the weather report. Notice the use of apostrophes.

Weather report

What's the weather like today?

Today	
31°C	

It's sunny and hot. It isn't rainy, and it isn't cold.

Suggestions: Don't stay home and watch TV. Don't go to the mall. Go to the park. It's a beautiful day.

4. Write today's weather report. Make suggestions with imperatives. Use apostrophes in your weather report and your suggestions. Use the weather report in Exercise 3 for support.

Unit 9: A description of your neighborhood

1. Study the writing rule.

Connecting words with commas and *and*

Use *and* to connect two words.

*There are schools **and** houses on my street.*

Use a comma (,) to connect three or more words in a series.

Use *and* before the last word.

*There are restaurants, hotels, **and** schools on my street.*

Language tip • Don't use a comma to connect two words. Only use *and*.

There are boys and girls in my class.

NOT ~~*There are boys, and girls in my class.*~~

2. In your notebook, write commas in the sentences.

1. The weather in my city is rainy windy and hot.

The weather in my city is rainy, windy, and hot.

2. My classes today are English geography gym and math.

3. How many restaurants hotels and stores are there?

3. Read Daniel Campos's description of his neighborhood. Notice his use of *and* and commas.

My neighborhood in Mexico City is beautiful and historic. On my street there are houses, apartment buildings, and hotels. There are always lots of cars on the street in front of the buildings. There's a good language school in the neighborhood down the street from my house. There are students from all over the world. And there are three great restaurants in my neighborhood: the Casa Colonial, the Brazil Grill, and the Thai Palace Restaurant. The Thai Palace is great!

4. Write a description of your neighborhood. Connect words in lists with *and* and commas as necessary. Use Daniel's description for support.

Unit 10: A description of your favorite outfit

1. Study the writing rule.

Combining two sentences with *and*

Use a comma and the word *and* to combine two sentences.

These shoes are nice. They are not expensive.

*These shoes are nice, **and** they are not expensive.*

Language tip • Don't combine two sentences only with a comma. Always use *and*.

These shoes are nice, and they are not expensive.

NOT ~~*These shoes are nice, they are not expensive.*~~

2. In your notebook, combine the sentences with a comma and *and*.

1. The yellow shirt is awesome. It's not too expensive.

The yellow shirt is awesome, and it's not too expensive.

2. This black jacket is my brother's jacket. It's not too big.
3. Our dresses are perfect for the party. They're so cool.
4. These old shoes are great. They're my favorite color.

3. In your notebook, correct the errors.

1. Her skirt is new, it's her favorite one.

Her skirt is new, and it's her favorite one.

2. These yellow boots are popular, they're perfect for rainy weather.
3. Your mom's blouse is cool, it's a great color.

4. Read Erica's description of her favorite clothes and shoes.

For school, on hot and sunny days, my favorite outfit is my blue skirt and yellow blouse. But in cold or rainy weather, my favorite outfit is my big blue sweater, or my gray rain jacket and black jeans. My favorite shoes in hot or cold weather are my white gym shoes, and they're great for parties, too.

5. In your notebook, write about your favorite clothes and shoes. Use Erica's description for support. Use a comma and *and* to combine sentences.

Unit 11: A description of a friend or classmate

1. Study the writing rule.

Combining sentences with *but*

Use a comma and the word *but* to combine two sentences with contrasting ideas.

I can sing well. I can't dance at all.

*I can sing well, **but** I can't dance at all.*

2. Combine the sentences with a comma and *but*.

1. She can't play volleyball. She can play basketball.
She can't play volleyball, but she can play basketball.
2. They are from Rio. They are in Sao Paulo today.

3. The living room is big. The bedrooms are small.

4. Her mom is very tall. Her dad is very short.

5. His brother isn't an athlete. He can dance very well.

6. We can't swim very fast. We can run very fast.

3. Read a description of a friend. Notice the sentences with *but*.

My friend Carl isn't very tall, but he's very handsome. His hair is brown, and his eyes are green. His clothes are always nice. There are five people in his family. His mom and dad are very good-looking, too. His sister is sixteen years old, and his brother is twenty. Carl can speak Portuguese and English. He can play volleyball and soccer very well, but he can't play basketball at all. He can play the guitar, but he can't play the piano.

4. Write about a person you know. Describe this person's abilities. Use the description of a friend in Exercise 3 for support. Use a comma and *but* to combine sentences.

Unit 12: A text message to confirm a meeting

1. Study the writing rule.

Combining ideas with *or*

Use a comma and the word *or* to combine sentences to offer an alternative.

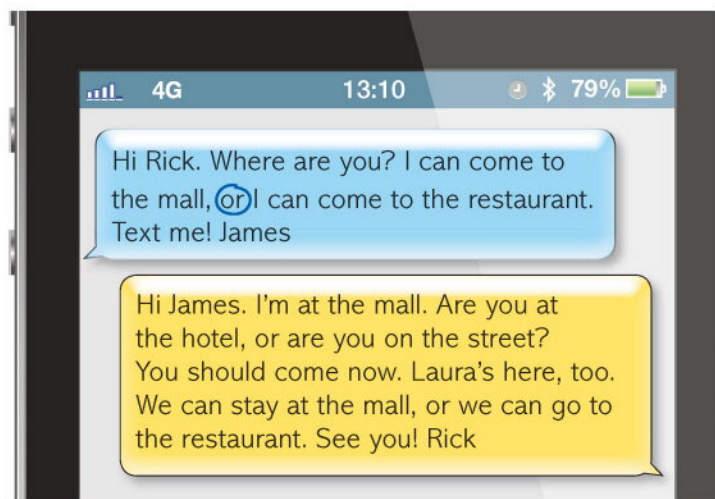
*It's rainy. You should stay home, **or** you should go to the mall.*

*Should I stay home, **or** should I go to the mall?*

2. In your notebook, combine the sentences with *or*.

1. You can play basketball. You can play volleyball.
You can play basketball, or you can play volleyball.
2. Should we watch TV? Should we go to the park?
3. You can go to Bogota. You can go to Cali.
4. He should listen to music. He should read a book.
5. In April, it's rainy. It's windy.
6. You should call your mom. You should call your dad.
7. Is today Tuesday? Is today Wednesday?
8. Are you from the U.S.? Are you from Canada?

3. Read the text messages. Circle the three uses of *or*.



4. Imagine you are in another city. In your notebook, write a text message exchange. Use the text messages in Exercise 3 for support. Use a comma and *or* to combine sentences.

Geography: Continents, Countries, and Capitals

2.67 **1. Look at the maps. What are the capitals of the countries?**

Populations around the world

How many people are in ...
 Tokyo? 32 million people Seoul? 21 million people Sao Paulo? 19 million people
 Mexico City? 21 million people New York City? 20 million people



Mexico, Canada, and the United States are on the continent of North America. Mexico City, the capital of Mexico, is a very big city. The capitals of Canada and the U.S., Ottawa and Washington, D.C., are small cities.



On the continent of Europe there are forty-four countries, including Germany and the United Kingdom. Turkey is on two continents: Europe and Asia!



Colombia, Brazil, and Peru are on the continent of South America. Sao Paulo, a very big city, is not the capital of Brazil. Brasilia is the capital.



China, South Korea, and Japan are on the continent of Asia. Beijing is the capital of China, Seoul is the capital of South Korea, and Tokyo is the capital of Japan.

2. Complete each statement. Circle the correct answer.

1. Berlin / Bogota is in Europe.
2. Washington, D.C. / Los Angeles isn't the capital of the U.S.
3. London is in Asia / Europe.
4. Colombia isn't in North America / South America.
5. Seoul is in China / South Korea.
6. Tokyo isn't the capital of Japan / China.
7. Washington, D.C. isn't a big / small city.
8. Ottawa is in Turkey / Canada.

3. Rank the populations of these cities from big to small. Write 1, 2, 3, and 4.

Mexico City New York City Tokyo Sao Paulo



Project A country map

Choose a country. Draw a map with the capital and other cities. Write the English names of the continent, the country, and the countries next door.

Art: Portraits

2.68)) **1. Read about the pictures. Which is your favorite picture?**

A portrait is a "picture" of a person or persons. Read about old and new portraits from artists all over the world.

A. This portrait is by a Chinese artist. We're not sure of his name. The portrait is of a famous Chinese poet, Li Po. The drawing is in black and white, not in color. It's very old, but we're not sure of its exact date.



B. This portrait isn't a drawing. It's a painting. And it's in color. The artist is Michelangelo Merisi da Caravaggio, an Italian painter. The painting is more than 400 years old! Caravaggio is a wonderful painter with a realistic style.



C. This portrait is about 100 years old. The painter is Russian. His name is Alexej von Jawlensky. This portrait is not realistic like Caravaggio's painting. Look at the colors. What color is very important in this portrait?



D. And this color portrait is by French artist Auguste Renoir. This painting is about 100 years old, too. In your opinion, is it realistic? What colors are in the portrait? Are the women pretty?



2. Match the parts of the statements.

- | | |
|----------------------------|------------------------|
| 1. Alexej von Jawlensky is | a. a French painter. |
| 2. Caravaggio is | b. a Chinese poet. |
| 3. Renoir is | c. a Russian painter. |
| 4. Li Po is | d. an Italian painter. |

3. Circle the letter of the portrait or portraits.

- | | | | |
|-----------------------------------|--------------------|------------------------------|-------------|
| 1. It's a portrait of two people. | a. b. c. d. | 5. It's a painting. | a. b. c. d. |
| 2. It's a drawing. | a. b. c. d. | 6. It's a portrait. | a. b. c. d. |
| 3. It's more than 400 years old. | a. b. c. d. | 7. It's in color. | a. b. c. d. |
| 4. It's in black and white. | a. b. c. d. | 8. It's about 100 years old. | a. b. c. d. |



Project Classmate portraits

Draw or paint a portrait of a classmate. Write a statement with adjectives about that person. Make a class book with all the portraits.

Earth Science: Storms

2.69 1. Read about storms. Is the weather rainy in all storms?

In a storm, the weather is very bad, with strong winds. Sometimes there is rain, and sometimes there isn't. Here are three types of bad storms.

Tornadoes



It's very hot and cloudy, and now there's a tornado! Lots of tornadoes are small, but the winds in a tornado are strong. Some big tornadoes are three kilometers across with 480-kilometer-per-hour winds! There are lots of tornadoes in the United States, approximately 1200 each year.

Hurricanes or Typhoons



Here is a hurricane in the Caribbean. In Asia, the name for a hurricane is a "typhoon." Hurricanes are big storms, with lots of wind and rain. The weather in the eye, or middle, of the hurricane is sunny and nice. But outside the eye, the winds are strong, sometimes 120 kilometers per hour. There are lots of hurricanes and typhoons between the months of June and November.

Blizzards



Brrr! It's really cold outside! From November to March, there are blizzards in Canada, the United States, and northern Europe. There are strong winds and lots of snow. When there's a blizzard, stay home!

2. Check the storms for each description.

1. There is lots of wind.

- tornadoes
- hurricanes
- blizzards

3. There is lots of snow.

- tornadoes
- hurricanes
- blizzards

5. There is cold weather.

- tornadoes
- hurricanes
- blizzards

2. There is lots of rain.

- tornadoes
- hurricanes
- blizzards

4. There are lots of small ones.

- tornadoes
- hurricanes
- blizzards

6. There is hot and cloudy weather.

- tornadoes
- hurricanes
- blizzards

3. Choose the correct answer.

1. Another name for a hurricane is ...

- a. a tornado. **b.** a typhoon. c. a blizzard.

4. There are lots of tornadoes in ...

- a. the U.S. b. Asia. c. Northern Europe.

2. All three storms have lots of ...

- a. rain. b. snow. c. wind.

5. Canada has ...

- a. blizzards. b. hurricanes. c. typhoons.

3. The wind in some big tornadoes is ... kilometers per hour.

- a. 120 b. 1200 c. 480

6. The weather in the eye of a hurricane is ...

- a. rainy. b. snowy. c. sunny.



Project Storm research

Research news about a storm in your country or another place in the world. Write a description with photos or drawings and information like this:

Place: Joplin, Missouri (the U.S.)

Date: May 22, 2011 (at 5:34 p.m.)

Kind of storm: tornado

Description: Joplin's third tornado, 1.6 kilometers across, very strong winds

2.70 **1. Read the article about animals. In your opinion, which animals are cute?**

There are lots of kinds of animals in the world. Some animals live in hot regions. Other animals live in cold regions. Some are very big, and others are very small.

Elephants and cheetahs



Elephants are land animals, but they can swim too.



Cheetahs can run really, really fast!

Elephants and cheetahs live in regions where it is hot. African elephants are very big, with very large ears. Some are four meters tall and weigh 6,000 kilograms. Cheetahs aren't big, but they can run approximately 115 kilometers per hour!

Polar bears and penguins




Polar bears are big. That water looks so cold!



Penguins are so cute!

Polar bears live in cold regions in the north, like Canada. They are white (like snow) and beautiful! They can swim in very cold water. Penguins live in cold places in the south, like Argentina and Chile. Penguins can't fly at all, but they can run and swim very fast.

Whales



A BLUE WHALE
200 tons

AN ELEPHANT
5 tons

Elephants, cheetahs, polar bears, and penguins live on land. But some animals, like whales, swim in oceans all over the world, in both hot and cold regions. Some whales, like the blue whale, are very large. Next to a whale, an elephant looks very small.

Every continent has different kinds of animals. The name for differences in animals is biodiversity. Biodiversity is beautiful!

2. Read the statements. Circle T (true) or F (false).

- | | | | |
|---|--|-------------------------------------|---|
| 1. The article is about different animals. | <input checked="" type="radio"/> T / <input type="radio"/> F | 4. Polar bears live in hot regions. | <input type="radio"/> T / <input type="radio"/> F |
| 2. Elephants and polar bears live in the water. | <input type="radio"/> T / <input type="radio"/> F | 5. Penguins live in cold regions. | <input type="radio"/> T / <input type="radio"/> F |
| 3. Elephants and whales can swim. | <input type="radio"/> T / <input type="radio"/> F | 6. Whales are very big. | <input type="radio"/> T / <input type="radio"/> F |

3. Classify the animals, according to the information in the article. Write check marks (✓) in the chart.

	elephants	cheetahs	polar bears	penguins	whales
1. live on land	✓				
2. live in the water					
3. live in hot regions					
4. live in cold regions					
5. can swim					
6. can run					



Project Animal posters

Make a poster of your favorite animal with a photo or a drawing. Describe the animal and its abilities. Put the posters on the wall in your classroom.

2.71

1. Read about the Teen2Teen friends. What cities are they from?



Hello. I'm Su, and I'm from Istanbul in Turkey. This is my big sister, Asli. Our family name is Berkan. My sister isn't a student. She's a teacher! She isn't on Teen2Teen Friends, but I am!



Hi, I'm Adam Lucas. I'm from Los Angeles in the U.S. This is my little brother. His name is Anthony, but I always say, "Hey, Tony!" Tony is his nickname. He's really cool! We're both students. I'm on Teen2Teen Friends. Are you?



I'm Ana Costa, and I'm from Brazil. This is my mom and dad. Brasilia's my hometown. Look at the picture! It's the famous JK Bridge! It's really awesome.

2. Match the questions and the answers, according to the magazine.

- a. Asli Berkan
- b. Tony Lucas
- c. Mr. and Mrs. Costa
- d. The JK Bridge

1. Who is from Brasilia?
2. Who is a teacher?
3. What is famous?
4. Who is a big sister?
5. What's in Ana's photo?
6. Who is Anthony?
7. Who is cool?
8. Who is a student?

3. Complete each statement with an affirmative or negative form of the verb *be*.

1. Su Berkan isn't from the United States. She is from Turkey.
2. The JK Bridge _____ in Los Angeles. It _____ in Brasilia.
3. Tony _____ Ana's little brother. He _____ Adam's little brother.
4. Asli _____ on Teen2Teen Friends. Su _____ on Teen2Teen Friends.
5. Ana _____ from Istanbul. She _____ from Brasilia.
6. Tony _____ Anthony's nickname. It _____ Adam's nickname.
7. Su _____ a teacher. Her sister, Asli, _____ a teacher.
8. Brasilia _____ Adam's hometown. It _____ Ana's hometown.
9. Ana and her parents _____ in Istanbul. They _____ in Brasilia.

2.72 1. Read the text messages between Gan and Bruno. Where are the two friends?



Thursday, July 10th

Hey, Gan! Are you online?

Hi, Bruno! Where are you? In Munich?

Actually, no. I'm in Germany, but I'm not in Munich. I'm at the airport in Frankfurt. I'm with my teammates. Guess what, Gan! We're on our way to Beijing for the Teen Volleyball Games! Here's a photo of me with my teammates.

No way! The first game's on Sunday, the 13th, right?

Right. But the Opening Ceremony is on Saturday. That's two days from now! Are you in Beijing now?

Yeah. I'm at home. What time's the ceremony?

Let me check ... Oh, yeah. It's at 3:00.

Are the games at the National Stadium?

Yes, why?

Because the Stadium's awesome! Here's a photo.

Wow! That's great! Uh-oh. I'm late. See you on Saturday?

Yup. See you Saturday at the ceremony! Bye for now.

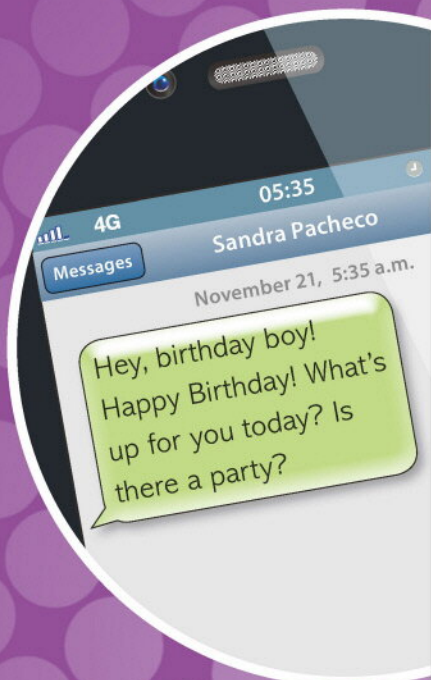
2. Read quickly for days, dates, and times. Complete each statement, according to the messages. Use ordinal numbers for dates. Use words for clock times.

- Today is Thursday, July 10th.
- The date of the Opening Ceremony is July _____.
- The first game is on Sunday, July _____.
- The Opening Ceremony is at _____ o'clock on _____.

3. Read the statements. Circle T (true) or F (false).

- Gan is in his hometown. T / F
- Frankfurt isn't in Germany. T / F
- Gan is with his teammates at the airport. T / F
- Bruno's team is a volleyball team. T / F
- The Teen Volleyball Games are in Beijing. T / F
- Gan is on the team. T / F
- The first game is on Saturday. T / F
- The Opening Ceremony is in the afternoon. T / F
- The Games are at the National Stadium. T / F

- 2.73 1. It's November 21st, Adam's fourteenth birthday. Read Sandra's text message and Adam's e-mail. Where is Adam?



teen2teen/messenger

To: Sandra Pacheco
Subject: Wow, Sandra, you're up early! November 21, 8:00 a.m.

Guess what! I'm not at home in L.A. today. I'm in San Francisco! I'm with my parents. My grandparents are from San Francisco, so we're at their house, not at a hotel. Their house is in North Beach, an awesome neighborhood. There's a cable car stop right in front of their house! There are lots of Italian families in North Beach and of course lots of great Italian restaurants! North Beach's nickname is "Little Italy."

Right around the corner from my grandparents' house there's a famous old bookstore – City Lights. (See my pic). The books are great, but it's my favorite place to watch people! Tonight there's a small family party for me in a restaurant in Chinatown, the neighborhood right next to North Beach – and then a movie.

Thanks for the birthday greetings, Sandra! 😊

Adam

Chinatown – right next door to North Beach

A North Beach cable car

Lots and lots of books

2. Read the questions. Circle the correct answer.

- Who is the text message from?
 - From Sandra.
 - From Adam.
- Where is Adam?
 - At a hotel.
 - At his grandparents' house.
- What is North Beach?
 - A beach.
 - A neighborhood.
- Where is Adam's party?
 - In North Beach.
 - In Chinatown.
- Where is Chinatown?
 - Next to North Beach.
 - Around the corner from North Beach.

3. Look for the following information in the text message and e-mail. Then check T (true), F (false), or NI (no information).

	T	F	NI
1. Sandra is in Cali.	<input type="checkbox"/>	<input type="checkbox"/>	<input checked="" type="checkbox"/>
2. It's November 21st.	<input type="checkbox"/>	<input type="checkbox"/>	<input type="checkbox"/>
3. Adam is at home today.	<input type="checkbox"/>	<input type="checkbox"/>	<input type="checkbox"/>
4. Adam's grandparents are Italian.	<input type="checkbox"/>	<input type="checkbox"/>	<input type="checkbox"/>
5. City Lights is a new bookstore.	<input type="checkbox"/>	<input type="checkbox"/>	<input type="checkbox"/>
6. The party is for Adam.	<input type="checkbox"/>	<input type="checkbox"/>	<input type="checkbox"/>

2.74 1. Read the article. Where are there beautiful beaches?

www.majazionline.ir

14:31
83%

My favorite website



Daniel Campos
Hey! Read about my country, Mexico!

Beautiful Mexico

Mexico is an awesome country next to the United States. You really should visit Mexico sometime!



Mexico City is the capital of Mexico. It's a big city with lots of great museums and excellent restaurants. Near Mexico City (only thirty minutes by car) you can go to one of Mexico's many fantastic tourist attractions: the Pyramid of the Sun.



Pyramid of the Sun

You should go to Yucatan with its sunny weather and white beaches. You can swim in its blue water. The water is always beautiful. There are also fantastic tourist attractions like the pyramid at Tulum.



Tulum

There are no beaches in Oaxaca, but it is a beautiful old historical city with nice friendly people. And the food in Oaxaca is excellent! You can also buy really great souvenirs there.



2. Write the topics the article discusses for each place in the chart.

good food good weather
museums nice beaches
souvenirs tourist attractions

Mexico City	Yucatan	Oaxaca
museums		

3. Correct these false statements, according to the article.

1. The Pyramid of the Sun is in Yucatan.
The Pyramid of the Sun is near Mexico City
2. The pyramid at Tulum is near Mexico City.

3. The weather is windy in Yucatan.

4. You can't buy souvenirs in Oaxaca.

5. Oaxaca is the capital of Mexico.

Useful Words

Countries and nationalities

Argentina	Argentinean	Guatemala	Guatemalan	Poland	Polish
Australia	Australian	Holland	Dutch	Portugal	Portuguese
Belgium	Belgian	Honduras	Honduran	Russia	Russian
Bolivia	Bolivian	Hungary	Hungarian	Saudi Arabia	Saudi
Brazil	Brazilian	India	Indian	South Korea	Korean
Canada	Canadian	Indonesia	Indonesian	Spain	Spanish
Chile	Chilean	Ireland	Irish	Sweden	Swedish
China	Chinese	Italy	Italian	Switzerland	Swiss
Colombia	Colombian	Japan	Japanese	Thailand	Thai
Costa Rica	Costa Rican	Lebanon	Lebanese	Turkey	Turkish
Ecuador	Ecuadorean	Malaysia	Malaysian	(the) United Kingdom	British
Egypt	Egyptian	Mexico	Mexican	(the) United States	American
El Salvador	Salvadoran	Nicaragua	Nicaraguan	Uruguay	Uruguayan
France	French	Panama	Panamanian	Venezuela	Venezuelan
Germany	German	Paraguay	Paraguayan		
Greece	Greek	Peru	Peruvian		

Days of the week

Monday
Tuesday
Wednesday
Thursday
Friday
Saturday
Sunday

Months of the year

January
February
March
April
May
June
July
August
September
October
November
December

Cardinal numbers and ordinal numbers

1	one	first	16	sixteen	sixteenth
2	two	second	17	seventeen	seventeenth
3	three	third	18	eighteen	eighteenth
4	four	fourth	19	nineteen	nineteenth
5	five	fifth	20	twenty	twentieth
6	six	sixth	21	twenty-one	twenty-first
7	seven	seventh	22	twenty-two	twenty-second
8	eight	eighth	30	thirty	thirtieth
9	nine	ninth	40	forty	fortieth
10	ten	tenth	50	fifty	fiftieth
11	eleven	eleventh	60	sixty	sixtieth
12	twelve	twelfth	70	seventy	seventieth
13	thirteen	thirteenth	80	eighty	eightieth
14	fourteen	fourteenth	90	ninety	ninetieth
15	fifteen	fifteenth	100	one hundred	one hundredth

Large cardinal numbers

100	one hundred	10,000	ten thousand
101	one hundred one	1,000,000	one million
200	two hundred	1,000,000,000	one billion
1,000	one thousand		

Read the social language from the conversations in Teen2Teen.

Unit 1

- A** Hi, Daphne. I'm Lauren. Nice to meet you.
- B** Hi, Lauren. Nice to meet you, too. But I'm not Daphne. I'm Lee.
- A** Oh, I'm sorry!
- B** That's OK. She's Daphne.
- A** Thanks.
- B** You're welcome.

Unit 2

- A** Look. Here's a picture of my family.
- B** Cool! Who's she?
- A** Oh, she's my sister.
- B** What's her name?
- A** Frances. But her nickname is Fran.
- B** And who are they? Are they your grandparents?
- A** Yes, they are.
- B** That's great!

Unit 3

- A** Who's he?
- B** He's Adam.
- A** What's his nationality?
- B** He's American. And what about Ana?
- A** Ana? She's from Brazil.
- B** Oh. She's Brazilian.
- A** Yes, that's right.

Unit 4

- A** Hey, Andrew. What time is it?
- B** It's 3:45.
- A** 3:45? What time's math class?
- B** It's at 4:00.
- A** Are you sure?
- B** Yes, I am. It's OK. You're early.
- A** That's great!

Unit 5

- A** Guess who! She's very pretty.
- B** OK! What color are her eyes?
- A** Her eyes? They're blue.
- B** And what about her hair? Is it brown or black?
- A** It's black. Who is it?
- B** Is it Sherry?
- A** No, it isn't. You're wrong!
- B** Well, is it Liz?
- A** Yes, it is. You're right!

Unit 6

- A** Hello?
- B** Hi, Isabela. It's Toni. How are you?
- A** Great, thanks.
- B** Hey, Isabela. When's the movie *Rio*?
- A** *Rio*? Just a minute. Let me check. ... It's on July 31st. At six o'clock.
- B** July 31st? That's Tuesday, right?
- A** That's right.
- B** Great! See you on Tuesday!

Unit 7

- A** Oh, no!
- B** What's wrong?
- A** Where's my phone?
- B** Maybe it's in the living room. Look there.
- A** Great idea. ... Here it is, under the sofa.
- B** Oh, that's good.

Unit 8

- A** What's wrong?
- B** I'm bored.
- A** Me, too. Hey, let's go to the park, OK?
- B** Let's not. It's rainy and windy outside!
- A** Well, then, let's go to the mall.
- B** That's a good idea!

Unit 9

- A** Where are you?
- B** Guess!
- A** OK. Is there a hotel next door?
- B** Yes, there is.
- A** Is there a school down the street?
- B** Yes, there is.
- A** I know! You're at Mamma Mia's Pizzeria!
- B** You're right!

Unit 10

- A** That sweater is so cool!
- B** This sweater?
- A** Yeah. It's great. And those red shoes are awesome!
- B** Thanks!
- A** You're welcome.

Unit 11

- A** Hey, Sylvia. Can you swim?
- B** Yes, I can. I can swim very well.
- A** Oh, that's cool!
- B** What about you? Can you swim?
- A** Me? I can't swim at all.
- B** No problem. I can teach you!
- A** Really? Thanks so much!

Unit 12

- A** Hi, Eva. Are you in Miami right now?
- B** Hi, Carlo. Yes. Where are you?
- A** At home. In Rome.
- B** So, what's Italy like?
- A** Well, it's really nice. The food is great and the tourist attractions are fantastic.
- B** And what about the weather?
- A** It's always beautiful in Rome. You should visit Italy sometime!
- B** Good advice. Thanks!

Joan Saslow
Allen Ascher

Teen & Teen

One

Workbook 1

OXFORD
UNIVERSITY PRESS

1. Review the Vocabulary. Write your own study notes (or translation) for each word.

Vocabulary	My study notes	Vocabulary	My study notes	Vocabulary	My study notes
listen	_____	zero	_____	eighteen	_____
look	_____	one	_____	nineteen	_____
read	_____	two	_____	twenty	_____
repeat	_____	three	_____	twenty-one	_____
write	_____	four	_____	twenty-two	_____
a board	_____	five	_____	twenty-three	_____
a book	_____	six	_____	twenty-four	_____
a chair	_____	seven	_____	twenty-five	_____
a desk	_____	eight	_____	thirty	_____
an eraser	_____	nine	_____	forty	_____
a marker	_____	ten	_____	fifty	_____
a notebook	_____	eleven	_____	sixty	_____
a pen	_____	twelve	_____	seventy	_____
a pencil	_____	thirteen	_____	eighty	_____
a picture	_____	fourteen	_____	ninety	_____
a student	_____	fifteen	_____	one hundred	_____
a table	_____	sixteen	_____		
a teacher	_____	seventeen	_____		

2. Look at the pictures. Write the words.



1. a teacher



2. _____



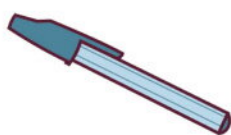
3. _____



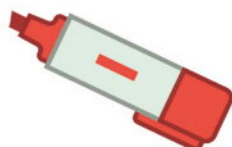
4. _____




5. _____



6. _____




7. _____



8. _____



9. _____



10. _____

1 Welcome to English class.

1. Review the Vocabulary. Write your own study notes (or translation) for each word or phrase.

Vocabulary	My study notes	Vocabulary	My study notes
Hi!	_____	Goodbye.	_____
Hello!	_____	Good night.	_____
Good morning.	_____	Nice to meet you.	_____
Good afternoon.	_____	Nice to meet you, too.	_____
Good evening.	_____	Welcome to English class.	_____

2. Unscramble the greetings, hellos, and goodbyes.


- oGod ningrom Good morning
- doGo thing _____
- Goyedob _____
- Gdoo footarnen _____
- leHlo _____
- dooG gnineve _____

3. Look at the time. Write the correct greeting.



- Good night
- _____
- _____
- _____

4. Complete the crossword with the Vocabulary.



5. Write the correct subject pronoun.



- they
- _____



- _____
- _____



- _____
- _____

6. Rewrite each sentence. Change the contractions to full forms.

1. We aren't students. We are not students
2. I'm Celina. _____
3. It's a notebook. _____
4. She's not Clara. _____
5. We're partners. _____
6. You're not a student. _____
7. He isn't Silvio. _____

7. Complete each affirmative statement with *am*, *is*, or *are*. Write the full form.

1. They are Barbara and Isabela.
2. We _____ students.
3. I _____ Mauro.
4. Ms. Marks _____ a teacher.
5. You _____ partners.
6. Ana and I _____ students.


8. Complete each statement with a negative form of *am*, *is*, or *are*. Write the full form.

1. We are not classmates.
2. Phil and I _____ classmates.
3. I _____ a student.
4. You and I _____ teachers.
5. Mr. Smith _____ a teacher.
6. Laura and Selma _____ students.
7. We _____ teachers.

9. Read the conversation. Then complete each statement.

- A** Hi, Jack. I'm Karen. Nice to meet you.
- B** Hi, Karen. Nice to meet you, too. But I'm not Jack. I'm Jeremy.
- A** Oh, I'm sorry!
- B** That's OK. He's Jack.
- A** Thanks.
- B** You're welcome.

1. A and B are / aren't Karen and Jeremy.
2. A is / isn't Jack.
3. B is / isn't Jack.
4. B is / isn't Jeremy.
5. A and B are / aren't Jeremy and Jack.



10. Choose the appropriate response. Write a check mark.

1. Thanks.
 a. I'm sorry!
 b. You're welcome.
2. Hi, Anne.
 a. Hi.
 b. I'm Tom.
3. I'm sorry!
 a. Nice to meet you, too.
 b. That's OK.
4. I'm not Mary. I'm Madeleine.
 a. Oh, I'm sorry!
 b. That's OK.
5. Nice to meet you.
 a. You're welcome.
 b. Nice to meet you, too.

Is she your mom?

1. Review the Vocabulary. Write your own study notes (or translation) for each word or phrase.

Vocabulary	My study notes	Vocabulary	My study notes
grandmother	_____	sister	_____
grandma	_____	brother	_____
grandfather	_____	parents	_____
grandpa	_____	grandparents	_____
mother	_____	family name	_____
mom	_____	nickname	_____
father	_____	phone number	_____
dad	_____	e-mail address	_____


2. Complete the crossword with the Vocabulary.

Across ►

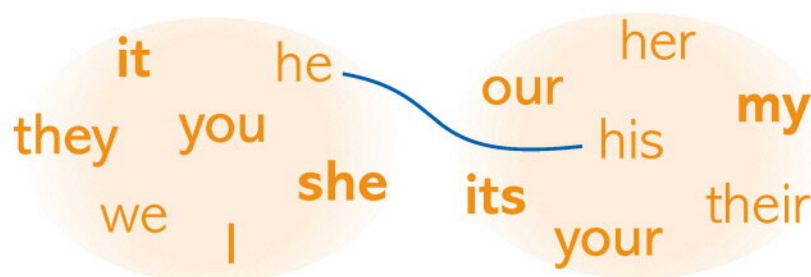
- My grandfather is my father's
- My mother and my father are my
- A: Is this your pen? B: Yes, it's ... pen.
- What's your ... address?
- My grandma is my mom's
- He's my father's father. He's my

Down ▼

- She's my father's mother. She's my
- Her mother is my mother. She's my
- What's her ... name?
- What's their phone ... ?



3. Match the subject pronouns with the possessive adjectives.



4. Complete each statement with a possessive adjective.

- You're my teacher. I'm your student.
- She's his classmate. He's _____ classmate.
- We're your friends. You're _____ friends.
- He's her brother. She's _____ sister.

5. Complete each statement with possessive 's or s'.

- Gary is (Paul) Paul's brother.
- Sheila is (Pat and Ben) _____ sister.
- They're (my grandparents) _____ friends.
- She's (Ms. Kaye) _____ student.
- It's (my classmate) _____ notebook.


6. Change each statement to a yes / no question.

- You are Mark's classmate. Are you Mark's classmate ?
- She is Nelson's mother. _____ ?
- It is Jamie's pencil. _____ ?
- They are Ms. Fry's students. _____ ?
- We're your classmates. _____ ?
- I am your teacher. _____ ?

7. Complete each short answer with an affirmative or negative form of *am*, *is*, or *are*.



1. A: Are you my teacher?
B: Yes, I am .



2. A: Is she your sister?
B: No, she _____ .



3. A: Are they her parents?
B: Yes, they _____ .



4. A: Am I your classmate?
B: No, you _____ .



5. A: Are we your students?
B: Yes, you _____ .



6. A: Is it Paulo's pen?
B: Yes, it _____ .

8. Complete each question with *Who* or *What*.

- Who _____'s your teacher?
- _____ 's her e-mail address?
- _____ 's her sister?
- _____ 's his nickname?
- _____ are your classmates?
- _____ are your family names?

9. Read the conversation about Tom's family. Then complete the statements.



- A Look. Here's a photo of my family.
 B Cool! Who's he?
 A Oh, he's my brother.
 B What's his name?
 A David. But his nickname is Davey.
 B And who are they? Are they your parents?
 A Yes, they are.

1. It's a photo of Tom's family .
2. _____ is Tom's brother.
3. David's _____ is Davey.
4. Tom's _____ are in the photo, too.

10. Put the conversation in order. Write the numbers.

- ___ What are their names?
 ___ Oh, who are they?
 ___ No, he isn't. He's my grandfather!
 ___ My brother's name is Josh. And my sisters' names are Lili and Rena.
1 Here's a photo of my family.
 ___ And who's he? Is he your father?
 ___ He's my brother. And they're my sisters.

11. Choose the appropriate response. Write a check mark.

1. Here's a photo of my grandmother.
 - a. Cool! Who's she?
 - b. Cool! What's her name?
2. Who is she?
 - a. Oh, she's my mother.
 - b. No, she isn't my mother.
3. Here's a photo of my brothers, Matt and Connor.
 - a. Oh, what are their names?
 - b. Cool!
4. Is Pat your mom's nickname?
 - a. Yes, it is. Her name is Patricia.
 - b. No, it isn't. My name is Patricia.
5. What are their names?
 - a. His name is Gary.
 - b. His name is Gary, and her name is Sue.
6. Who are they?
 - a. Oh, she's my grandmother.
 - b. Oh, they're my grandparents.

3 Where are you from?

1. Review the Vocabulary. Write your own study notes (or translation) for each word.

Vocabulary	My study notes	Vocabulary	My study notes	Vocabulary	My study notes
country	_____	South Korea	_____	Turkey	_____
nationality	_____	Korean	_____	Turkish	_____
hometown	_____	Colombia	_____	Canada	_____
Brazil	_____	Colombian	_____	Canadian	_____
Brazilian	_____	Mexico	_____	China	_____
the United States	_____	Mexican	_____	Chinese	_____
American	_____	Germany	_____		
		German	_____		

2. Complete each statement with *country*, *nationality*, or *hometown*.

- Cristina is from Fortaleza, Brazil. Her nationality is Brazilian. Her _____ is Fortaleza.
- Felipe is Colombian. He's from Cali. His _____ is Colombia. His _____ is Cali.
- Cecilia is from Mexico City. Her _____ is Mexico City, and her _____ is Mexican.
- Brianna is from the city of San Francisco, in the United States. Her _____ is the United States. Her _____ is San Francisco.

3. Find and circle six more *Teen2Teen Friends'* names and their hometowns.

BRASILIA COOL AWESOME TEEN TOWHAT IS DANIEL LISTEN AGAIN
 GERMANY BEIJING THE UNITED STATES REPEAT LOS ANGELES MEXICO
 FROM A D A M A R E S A N D R A H E Y O U S H E B R U N O M U N I C H P A R E N T S
 C A N A D A T H E Y G A N M O N T R E A L F R I E N D S J U L I E
 N A T I O N A L I T Y C A L I C O U N T R I E S M E X I C O C I T Y I T A N A

Bonus questions

- Write the names of four countries from the puzzle.
 - Germany
 - _____
 - _____
 - _____
- Write five subject pronouns from the puzzle.
 - he
 - ___
 - ___
 - ___
 - ___
- Write fifteen other words from the puzzle.
 - cool
 - _____
 - _____
 - _____
 - _____
 - _____
 - _____
 - _____
 - _____
 - _____
 - _____
 - _____
 - _____
 - _____
 - _____

4. Read the information. Complete the statements with *in* or *from*, according to the information.



Name: Lucinda Bates
Hometown: Sydney, Australia
Current location:
Guadalajara, Mexico

1. Lucinda Bates is in Guadalajara.
She's from Sydney.




Name: Carlos Lopes
Hometown: Belo Horizonte, Brazil
Current location:
Rio de Janeiro, Brazil

2. Carlos is _____ Rio de Janeiro,
but he's _____ Belo Horizonte



Name: Mr. and Mrs. Rivera
Hometown: Cuzco, Peru
Current location:
Cuzco, Peru

3. Mr. and Mrs. Rivera are _____ Cuzco,
and they're _____ Cuzco, too.



Name: Sofia Meyer
Hometown: Chapeco, Brazil
Current location:
Vitoria, Brazil

4. Sofia is _____ Chapeco, but now
she's _____ Vitoria.

5. Answer the questions with an affirmative or a negative statement. Write full statements, not short answers, and use subjects pronouns. Use a period after each statement.

1. Is our teacher from Chicago? (No) No, she is not from Chicago.
2. Are your friends in the United States? (Yes) _____
3. Is your favorite book from Japan? (No) _____
4. Are her grandparents in Italy? (No) _____
5. Is Mr. Lim from South Korea? (Yes) _____
6. Am I in Miami? (No) _____

6. Write questions and answers from the words. Use question marks and periods correctly.

1. Where / Daniela / from (Paraguay)
Q: Where's Daniela from? A: She's from Paraguay.
2. Where / your grandparents / from (Portugal)
Q: _____ A: _____
3. Where / your sister (Mexico City)
Q: _____ A: _____
4. Where / his mom (Curitiba)
Q: _____ A: _____
5. Where / Jorge's mom / from (Manaus)
Q: _____ A: _____
6. Where / your grandfather (London)
Q: _____ A: _____

7. Read the conversation. Then answer the questions.

- A Who are they?
 B They're Luz and Georgia.
 A What's Luz's nationality?
 B She's Colombian.
 A And what about Georgia?
 B She's from the U.S.
 A Oh. She's American?
 B Yes, that's right.



www.majazionline.ir

- What's Luz's nationality? a. She's Colombian. b. She's American.
- Who is from Colombia? a. Luz. b. Georgia.
- Is Georgia Colombian? a. Yes, she is. b. No, she isn't.
- Where is Georgia from? a. She's from Colombia. b. She's from the U.S.

8. Unscramble the statements and questions.

- is / she? / Who Who is she?
- Nick? / about / What _____
- right. / that's / Yes, _____
- from / China. / She's _____
- his / What's / nationality? _____

9. Choose an appropriate response. Write a check mark.

- What's your nationality?

a. I'm Turkish.

b. He's American.
- What about Leon?

a. Leon? He's from Mexico.

b. Yes, that's right.
- They're from South Korea.

a. Oh, they're Korean.

b. She's Hana.
- Who are you?

a. We're Elena and Juan.

b. They're Elena and Juan.
- It's from China.

a. What's its nationality?

b. Oh, it's Chinese!

10. Complete the conversations about nationalities.

- A Nancy, Where are you from _____ ?

B Me? I'm from Australia. What _____ you, Carmen?

A I'm from Italy.
- A Is your grandma from Madrid?

B No, _____. She's from Lisbon.

A Oh, she's Portuguese.

B _____ right.

4 Are we late?

1. Review the Vocabulary. Write your own study notes (or translation) for each word or phrase.

Vocabulary	My study notes	Vocabulary	My study notes	Vocabulary	My study notes
It's twelve o'clock.	_____	Monday	_____	art	_____
It's one thirty.	_____	Tuesday	_____	English	_____
It's four forty-seven.	_____	Wednesday	_____	geography	_____
early	_____	Thursday	_____	gym	_____
on time	_____	Friday	_____	math	_____
late	_____	Saturday	_____	science	_____
		Sunday	_____		

2. Look at this week's class schedule. Today is Monday. Complete Diana and Sophie's conversation about the schedule.

This week's class schedule: Class 6B					
	Monday	Tuesday	Wednesday	Thursday	Friday
7:45	gym	science	science	science	gym
8:50	math	math	math	English	math
9:55	English	geography	geography	geography	math
11:00	Spanish	art	Spanish	art	science

Reminder

Use the preposition **on** for days. Use the preposition **at** for times.

Diana: Sophie, what time is English class today?

Sophie: Today? English is (1) at 9:55.

Diana: Are you sure?

Sophie: Today is (2) _____, right?

Diana: Yes. But English is at 8:50.

Sophie: No, it's not. English is at 8:50 (3) _____ Thursday.

Diana: And what day is science class this week?

Sophie: Science is on (4) _____, (5) _____, (6) _____, and (7) _____.

Diana: Really? (8) _____ is science on Tuesday?

Sophie: On Tuesday, science is (9) _____.

Diana: And is it at 7:45 on Wednesday and Thursday too?

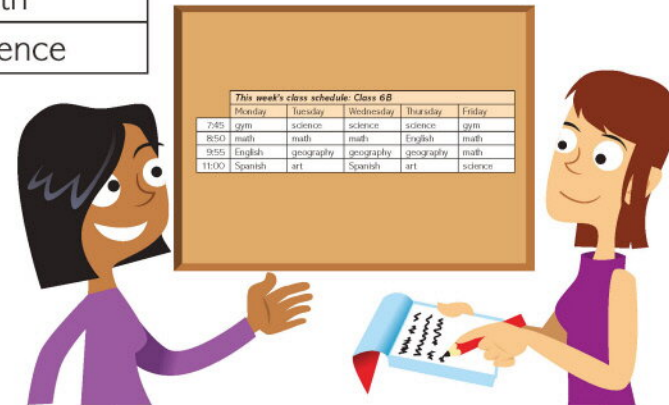
Sophie: Let me check ... Yes, it is. But on Friday, science class is (10) _____.

Diana: One more question. (11) _____ is art class?

Sophie: Art class is (12) _____ Tuesday and (13) _____.

Diana: Really? What time?

Sophie: (14) _____ 11:00.



3. What time is it? Write the time on the digital clocks.



1. It's four thirty-three.



2. It's nine oh seven.



3. It's ten fifty-two.



4. It's five thirty.



5. It's one ten.



6. It's eleven twelve.

4. What time is it? Write the time in words. Use a period.



1. It's two thirty.



2. _____



3. _____



4. _____



5. _____



6. _____

5. Unscramble the school subjects. Complete the crossword.

Down ▼

Across ►

1. phaggeory

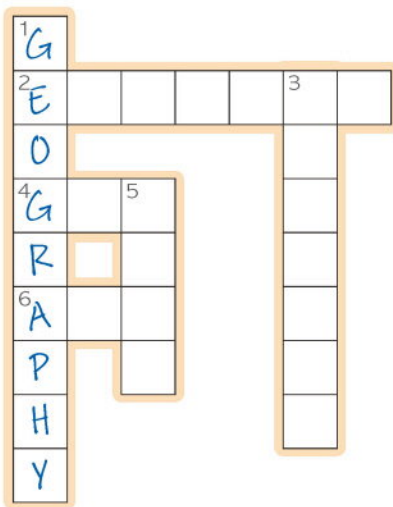
2. nishleg

3. siceen

4. mgy

5. hamt

6. rat




6. Look at the pictures. Are the students early, on time, or late? Complete each statement with a school subject and an expression of punctuality.



1. English class is at 8:00. John is late.



2. _____ class is at 11:00. Laura and Linda are _____.



3. _____ class is at 9:00. Peter and Paul are _____.

7. Read the conversation. Then answer the questions.

- A** Hey, Matthew.
- B** Hey, Carol. What time is it?
- A** It's 10:30.
- B** 10:30? What time's English class?
- A** It's at 10:45.
- B** Are you sure?
- A** Yes, I am. It's OK. You're early.
- B** That's great!



- Who's the boy?
 - Carol.
 - Matthew.
- What time is it?
 - It's 10:30.
 - It's 10:45.
- What time is English class?
 - At 10:30.
 - At 10:45.
- Is Matthew late?
 - No, he's on time.
 - No, he's early.

8. Put the conversation in order. Write the numbers.

- ___ It's 3:40.
- ___ It's at 3:30.
- 1 Hey, Greg.
- ___ Oh, no! We're late.
- ___ Hey, Amanda. What time is it?
- ___ 3:40? What time is art class?

9. Choose an appropriate response. Write a check mark.

- What time's art class?

 - It's 2:25.
 - It's at 2:25.
- What time is it now?

 - 10:30.
 - At 10:30.
- Are we on time?

 - No, we're late.
 - Yes, we're late.
- She's late again.

 - That's great!
 - Oh, no!
- Oh, no! It's 4:00!

 - What time is it?
 - It's OK. Class is at 4:15 today.
- It's 1:00.

 - Are we on time for math?
 - Hey, Millie.

10. Unscramble the statements and questions.


- 2:20. / at / It's It's at 2:20.
- math / time's / What / class? _____
- you / sure? / Are _____
- on / Are / time? / we _____
- OK. / It's _____
- early. / You're _____
- it? / is / time / What _____

The new girl is very cute!

1. Review the Vocabulary. Write your own study notes (or translation) for each word or phrase.

Vocabulary	My study notes	Vocabulary	My study notes	Vocabulary	My study notes
cute	_____	black hair	_____	man	_____
handsome	_____	blond hair	_____	men	_____
old	_____	brown hair	_____	woman	_____
pretty	_____	gray hair	_____	women	_____
tall	_____	red hair	_____	boy	_____
short	_____	curly hair	_____	girl	_____
young	_____	straight hair	_____	boyfriend	_____
blue eyes	_____	wavy hair	_____	girlfriend	_____
brown eyes	_____	long hair	_____	very	_____
green eyes	_____	short hair	_____	or	_____

2. Look at the pictures. Write check marks in the chart.



	Leona	Peter	Nancy	Marina	Liliana	Pedro	Sergio
long hair	✓						
short hair							
curly hair							
straight hair							
wavy hair	✓						

3. Use the chart in Exercise 2 to write sentences about the people.

- Leona's hair is long and wavy _____.
- Peter's hair _____.
- Nancy's hair _____.
- Marina's hair _____.
- Liliana and Pedro's hair _____.
- Sergio's hair _____.

4. Look at the photos of the people in Exercise 2. Write the names of the people.

- Who are the women? Leona, _____, _____, and _____.
- Who are the men? _____, and _____.
- Who is a little boy? _____.
- Who is really young? _____.
- Who is old? _____, _____, and _____.

5. Rewrite each statement with the noun.

- He's old. (man) He's an old man.
- She's short. (woman) _____
- She's cute. (girl) _____
- We're new. (students) _____
- They're tall. (boys) _____

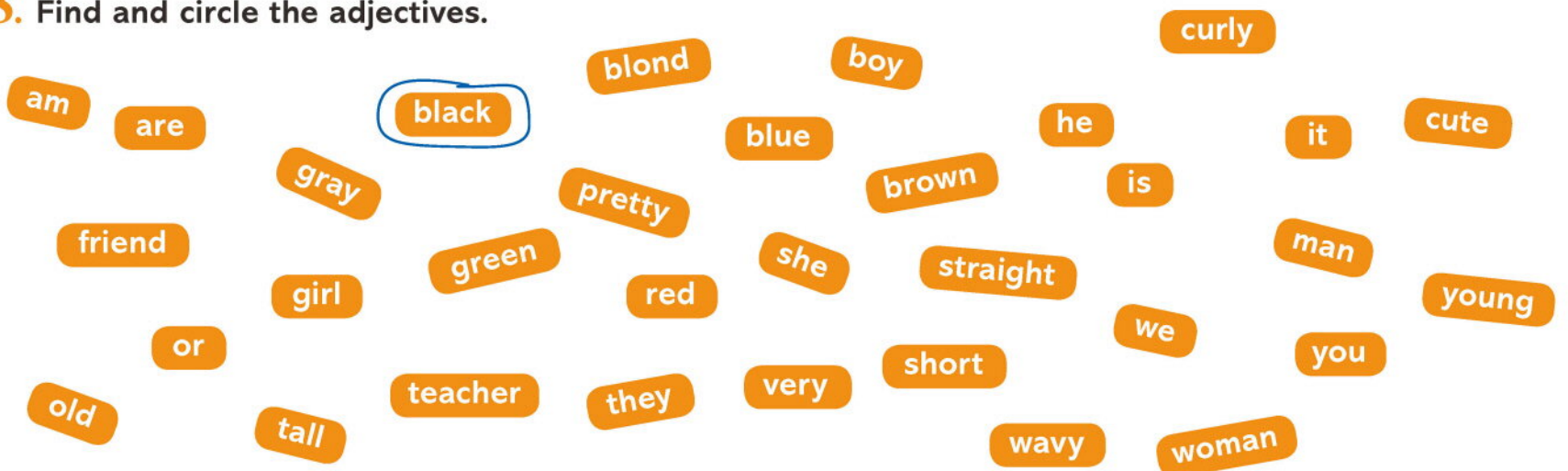
6. Rewrite the statements and questions. Use the intensifier *very*.

- Ms. Power is old. Ms. Power is very old.
- Mayra's sisters are short. _____
- Is your father tall? _____
- Paul's girlfriend is cute. _____
- They aren't young. _____
- His hair isn't curly or long. _____
- They're late. _____
- Are we early? _____

7. Unscramble the questions. Use the words in (parentheses) to write answers.

- her / What / are / color / eyes?
Q: What color are her eyes?
A: They're blue. (blue)
- short? / long / hair / dad's / Is / your / or
Q: _____
A: _____ (short)
- very / grandparents / your / Are / old?
Q: _____
A: _____ (no / young)
- curly? / brother's / Is / your / hair
Q: _____
A: _____ (no / straight)
- mom's / color / What / are / eyes? / your
Q: _____
A: _____ (green)
- long? / hair / your / Is / girlfriend's
Q: _____
A: _____ (no / short)

8. Find and circle the adjectives.



How many adjectives? _____

9. Read the conversation. Then answer the questions with short answers.

- A** Guess who! He's very cute!
- B** OK! What color are his eyes?
- A** His eyes? They're brown.
- B** And what about his hair? Is it brown or blond?
- A** It's brown. Who is it?
- B** Is it Victor?
- A** No, it isn't. You're wrong!
- B** Well, is it Justin?
- A** Yes, it is. You're right!



- 1. Are Victor's eyes brown? Yes, they are.
- 2. Are Justin's eyes brown? _____
- 3. Is Victor cute? _____
- 4. Is Justin cute? _____

- 5. Is Victor's hair blond? _____
- 6. Is Justin's hair blond? _____
- 7. Is it Victor? _____
- 8. Is it Justin? _____

10. Put the conversations in order. Write the numbers.

- 1. ___ No, it's short.
- ___ Well, are her eyes green?
- ___ No. You're wrong. Too bad!
- ___ Yes, they are. Her eyes are very pretty.
- 1 Hey, Brad. She's my new girlfriend. Guess who!
- ___ Is her hair long?
- ___ Is it Alison?

- 2. ___ Is it Edward?
- ___ His hair? It's straight and long. Who is it?
- ___ Is he very tall?
- ___ Yes, it is.
- ___ No, he's not tall or short.
- ___ Guess who! He's a new boy.
- ___ OK. What about his hair? Is it curly or straight?

11. Choose the appropriate response. Write a check mark.

- 1. Hey, Charlie. Guess who! He's from Taiwan.
 - a. Is it Martin?
 - b. No. You're wrong.
- 2. What color is his hair?
 - a. They're brown.
 - b. It's red.
- 3. What about his eyes?
 - a. They're brown.
 - b. You're wrong.

- 4. Is it your mom?
 - a. She's very tall.
 - b. Yes, it is.
- 5. Is he old or young?
 - a. Are you sure?
 - b. He's young.
- 6. The new girl is cute.
 - a. Oh yeah?
 - b. Guess who!

6 Today's my birthday!

1. Review the Vocabulary. Write your own study notes (or translation) for each word or phrase.

Vocabulary	My study notes	Vocabulary	My study notes	Vocabulary	My study notes
a concert	_____	first	_____	nineteenth	_____
a game	_____	second	_____	twentieth	_____
a movie	_____	third	_____	twenty-first	_____
a party	_____	fourth	_____	twenty-second	_____
a birthday party	_____	fifth	_____	twenty-third	_____
January	_____	sixth	_____	twenty-fourth	_____
February	_____	seventh	_____	twenty-fifth	_____
March	_____	eighth	_____	twenty-sixth	_____
April	_____	ninth	_____	twenty-seventh	_____
May	_____	tenth	_____	twenty-eighth	_____
June	_____	eleventh	_____	twenty-ninth	_____
July	_____	twelfth	_____	thirtieth	_____
August	_____	thirteenth	_____	thirty-first	_____
September	_____	fourteenth	_____		
October	_____	fifteenth	_____		
November	_____	sixteenth	_____		
December	_____	seventeenth	_____		
		eighteenth	_____		

2. Look at the pictures. Complete the statements with entertainment events.



1. My brother's birthday party is on Saturday, June 5.



2. Lady Gaga's _____ is in March.



3. The Brazil–Canada _____ is on Sunday at 3:00.



4. The _____ *Titanic* is today at 1:00.

3. Circle the months of the year.

H MARCH P ARTY J U N E B I R T H D A Y S E P T E M B E R P E D K D E C E M B E R K E G A M E F E B R U A R Y S H E S D M A Y N
 A U G U S T P A R T Y P N O V E M B E R D A Y P A J A N U A R Y P E D K A P R I L H E L L O J U L Y T H E O C T O B E R

4. Write the number and its ordinal number.

	Number	Ordinal
1.	31	<u>thirty-one</u>
2.	23	<u>thirty-first</u>
3.	14	_____
4.	19	_____
5.	2	_____

	Number	Ordinal
6.	5	_____
7.	16	_____
8.	28	_____
9.	7	_____
10.	18	_____

5. Complete the conversations. Write questions with *How old*. Write answers with contractions. Write the numbers in words.

1. A: How old is her sister _____? (her sister)

B: She 's sixteen years old (16).

2. A: _____? (his brothers)

B: Jake _____ (12) and Craig _____ (15).

3. A: _____? (you)

B: Me? I _____ (13).

4. A: _____? (Ms. Boyle's students)

B: They _____ (12).

5. A: _____? (our grandparents)

B: Grandpa _____ (53) and Grandma _____ (51).

6. A: _____? (his mother)

B: She _____ (36).

6. Complete the sentences with *in*, *on*, or *at*.

- The class party is in May.
- My friend's birthday party is _____ Saturday _____ 8:30.
- The game is _____ 1:00 today.
- The *Harry Potter* movie is _____ Friday.
- The Beyoncé concert is _____ November 3rd.
- The Bruno Mars concert is _____ 7:00 _____ March 31st.

Reminder

Use *at* for times.

7. Read the conversation. Then complete each statement.

- A** Hello?
- B** Hi, James. It's Nola. How are you?
- A** Great, thanks.
- B** Hey, James. When's the movie *Hugo*?
- A** *Hugo*? Just a minute. Let me check. ... It's on November 6th. At eight thirty.
- B** November 6th. That's Saturday, right?
- A** That's right.
- B** Great! See you on Saturday!



- | | | | |
|---------------------|------------------------|------------------------|------------------------|
| 1. The movie is ... | 2. The movie is on ... | 3. The movie is at ... | 4. The movie is on ... |
| a. November. | a. November. | a. November. | a. November 6th. |
| b. Hugo. | b. 8:30. | b. 8:30. | b. November. |
| c. great. | c. Saturday. | c. Saturday. | c. <i>Hugo</i> . |

8. Choose the appropriate response. Write a check mark.

- | | |
|--|--|
| 1. Hello? | 4. On July 15th? |
| a. <input checked="" type="checkbox"/> Hi. It's Marty. | a. <input type="checkbox"/> See you on July 15th! |
| b. <input type="checkbox"/> That's right. | b. <input type="checkbox"/> Yes. That's right. |
| 2. How are you? | 5. The game is on Sunday at 2:00. |
| a. <input type="checkbox"/> Great, thanks. | a. <input type="checkbox"/> On Sunday at 2:00? |
| b. <input type="checkbox"/> Hi. It's Vicky. | b. <input type="checkbox"/> Just a minute. Let me check. |
| 3. When's the Shakira concert? | 6. The party is on Friday at 9:00. |
| a. <input type="checkbox"/> Great, thanks. | a. <input type="checkbox"/> Thanks. See you on Friday! |
| b. <input type="checkbox"/> Just a minute. Let me check. | b. <input type="checkbox"/> When's the party? |

9. Put the conversation in order. Write the numbers.

- ___ Thanks, Shane! See you at 3:00!
- ___ Just a minute. Let me check. ... It's today at 3:00.
- 1** Hello?
- ___ I'm great, thanks.
- ___ Shane, when's the movie *Madagascar*?
- ___ Hello, Shane. It's Ali. How are you?
- ___ Today?
- ___ That's right.

10. Complete the conversation.

- A: (1) Hello _____ ?
- B: Hi, Ivan. (2) _____ Lance. How are you?
- A: (3) _____, thanks.
- B: Hey, Ivan. (4) _____ the Bruno Mars concert?
- A: (5) _____ a minute. Let me (6) _____ It's (7) _____ Saturday (8) _____ 3:00.
- B: (9) _____ 3:00?
- A: That's (10) _____ .
- B: Thanks! (11) _____ on Saturday!

Here. Use my phone.

1. Review the Vocabulary. Write your own study notes (or translation) for each word or phrase.

Vocabulary	My study notes	Vocabulary	My study notes	Vocabulary	My study notes
a living room	_____	a bathroom	_____	be	_____
a sofa	_____	a shower	_____	call	_____
a chair	_____	a bathtub	_____	do	_____
a kitchen	_____	a toilet	_____	listen	_____
a fridge / a refrigerator	_____	a backpack	_____	look	_____
a sink	_____	a phone	_____	read	_____
a bedroom	_____	a pencil case	_____	speak	_____
a bed	_____	an MP3 player	_____	use	_____
a desk	_____	homework	_____	write	_____

2. Look at the picture below. Label the rooms and the furniture.

- a. bedroom 1. a bed 4. _____ 7. _____
 b. _____ 2. _____ 5. _____ 8. _____
 c. _____ 3. _____ 6. _____ 9. _____
 d. _____

3. Write sentences about the things, people, and places in the picture in Exercise 2. Use the correct prepositions *in*, *on*, or *under*.

1. The man is in the bathtub. _____
 (man / bathtub)
 2. _____
 (backpack / desk)
 3. _____
 (shower / bathroom)
 4. _____
 (book / desk)
 5. _____
 (phone / bed)
 6. _____
 (notebook / fridge)
 7. _____
 (sofa / living room)
 8. _____
 (boy / kitchen)




4. Look at the picture. Complete each statement with the correct preposition.

1. Angela is on her bed in her room.
2. Her MP3 player is _____ the bed.
3. Her backpack is _____ the desk.
4. Her pencil case is _____ the desk, too.
5. The notebook is _____ her backpack.
6. The pens and pencils are _____ the table.



5. Where are the people? Write answers to each question. Use *at home*, *at school*, or *at work*.



1. Where is Tom's mom?

She's at work.



2. Where are they?



3. Where are they?

6. Look at the pictures. Write affirmative or negative commands. Use the verbs in the box.

do do listen read use use



1. Don't use your phone in class.



2. _____ your book now.



3. _____ your phone at home, not at school.



4. _____ your homework on your desk.



5. _____ to your MP3 player here.



6. _____ your homework on your bed.

7. Read the conversation. Then complete a new conversation, according to the pictures.

- A Oh, no!
- B What's wrong?
- A Where's my backpack?
- B Maybe it's in the kitchen. Look there.
- A Great idea. ... Here it is. Under the table.
- B Oh, that's good.



A: Oh, no!

B: What's wrong?

A: Where's my (1)  phone _____ ?



















B: Maybe it's in (2)  _____. Look there.

A: Great idea. ... Here it is! On (3)  _____.

B: That's good!

www.majazionline.ir

8. Choose the appropriate response. Write a check mark.

- | | |
|---|--|
| 1.  Where's your MP3 player? | 4.  Here they are! |
| a. <input checked="" type="checkbox"/>  Under the bed. | a.  In your backpack. |
| b.  What's wrong? | b.  Oh, that's good. |
| 2.  It's in your backpack. | 5.  What's wrong? |
| a.  Good idea. | a.  Where's my homework? |
| b.  That's great. | b.  It's in the kitchen. |
| 3.  Look there. | 6.  Where's your sister's MP3 player? |
| a.  OK. | a.  Maybe it's at school. |
| b.  It's under the bed. | b.  Oh, no! |

9. Complete the statements and questions.

A Oh, n o!

B _____' _____ wrong?

A Where's _____ phone?

B Maybe _____' _____ in your _____ room. Look _____.

A _____ idea. Here it is. _____ the bed.

B Oh, that's _____.

1. Review the Vocabulary. Write your own study notes (or translation) for each word or phrase.

Vocabulary	My study notes	Vocabulary	My study notes
cloudy	_____	go to the beach	_____
cold	_____	go to the mall	_____
hot	_____	go to the park	_____
rainy	_____	play video games	_____
sunny	_____	stay home	_____
windy	_____	watch TV	_____

2. Unscramble the words.

- | | | | |
|-----------------------------|----------------|---------------|-----------------|
| 1. nsnyu <u>sunny</u> _____ | 4. tho _____ | 7. krpa _____ | 10. thwac _____ |
| 2. yrnia _____ | 5. dloc _____ | 8. lmla _____ | 11. ypal _____ |
| 3. iwyrn _____ | 6. cheba _____ | 9. ysta _____ | 12. moeh _____ |

3. Complete the statements about the pictures.





4. Choose the correct phrase to complete each statement.

- Hey, let's ... today. It's so nice and sunny!
 - go to the mall
 - go to the beach
 - stay home
- Don't ... today. It's really cloudy and cold.
 - go to the park
 - stay at home
 - watch TV
- There's no class tomorrow. Let's ...
 - do our homework.
 - go to school.
 - go to the mall.
- The teacher is here. ...
 - Listen to your MP3 player.
 - Listen carefully.
 - Use your phone.

5. Choose the correct suggestion with *Let's*.

- The weather is great today! Let's stay home / not stay home and watch TV.
- It's so cloudy and cold today. Let's go / not go to the beach.
- It's hot, but it's very rainy. Let's go / not go to the park.
- What a beautiful day! Let's go / not go to the beach.

6. Complete the conversations with *Let's* or *Let's not*.



7. Read the conversation. Then put the following conversation in order. Write the numbers.

- A What's wrong?
 B I'm bored.
 A Me, too. Hey, let's go to the mall. OK?
 B Let's not. It's really sunny outside!
 A Well, then. Let's go to the park.
 B That's a good idea!



- ___ Well, then. Let's go to the beach.
 ___ Let's not. It's sunny and beautiful outside!
 1 What's wrong?
 ___ Great idea!
 ___ Let's play video games. OK?
 ___ I'm bored.

8. Choose the appropriate response. Write a check mark.

1. What's wrong?
 a. I'm bored.
 b. That's a good idea!
2. It's really windy outside.
 a. Let's not.
 b. Let's not go to the beach.
3. Hey, let's watch TV!
 a. Let's not.
 b. Me, too.
4. Hey, let's go to the beach.
 a. That's a good idea!
 b. Well, then. Let's stay home.

9. Complete the conversations, according to the pictures.



- Dan: What's wrong?
 Jo: I'm bored.
 Dan: Me, too. Hey, let's go to the mall today.
 Jo: Let's not. It's _____ outside!
 Dan: OK, then. Let's _____.
 Jo: That's a good idea!



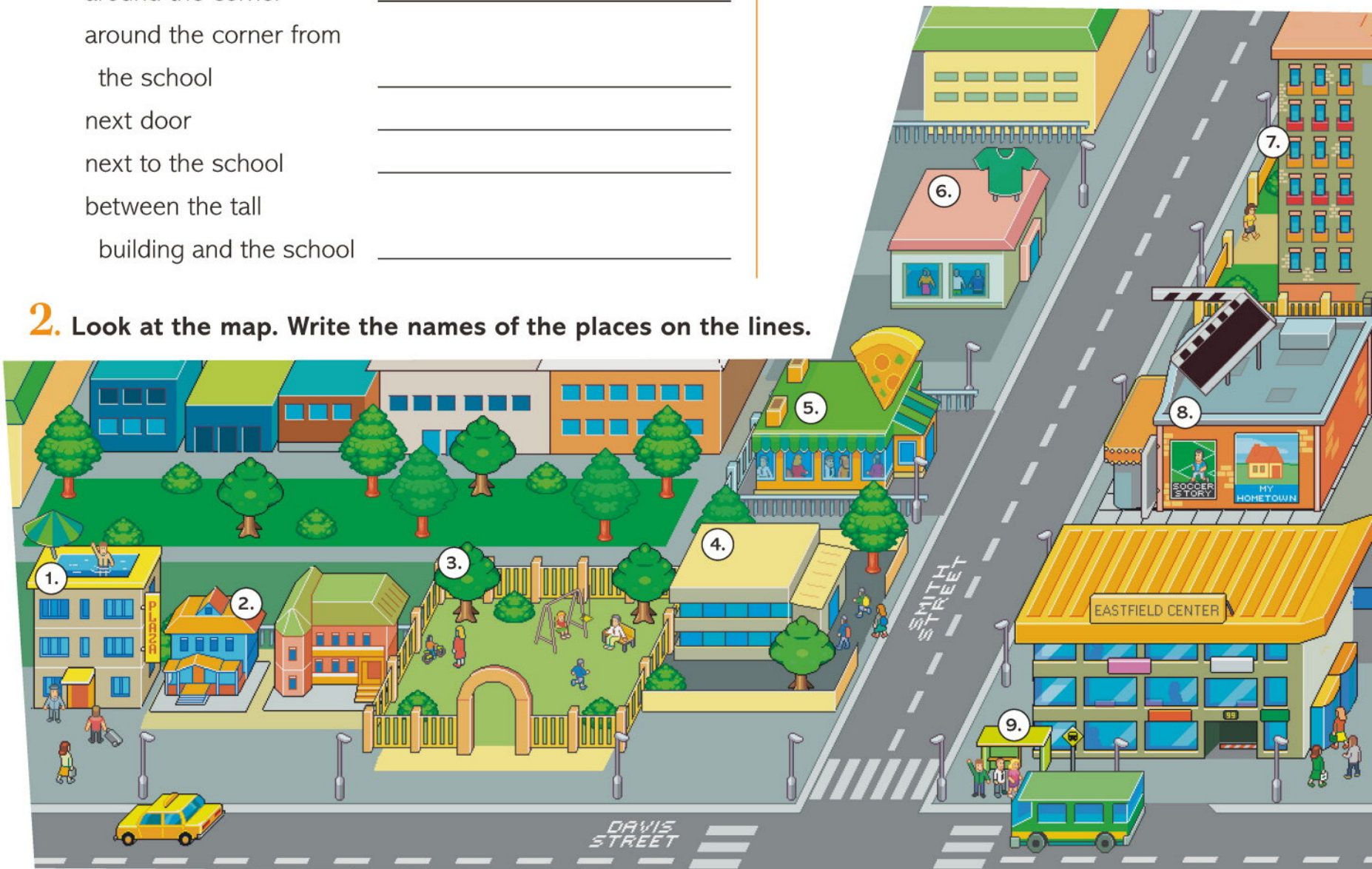
- Clare: Hey, _____. OK?
 Pete: Let's not. _____ outside!
 Clare: OK, then. Let's go to the mall.
 Pete: That's a good idea!

9 There's a school next door.

1. Review the Vocabulary. Write your own study notes (or translation) for each word or phrase.

Vocabulary	My study notes	Vocabulary	My study notes
on Main Street	_____	a bus stop	_____
in front of the school	_____	a hotel	_____
across the street	_____	a house	_____
across the street from the school	_____	a restaurant	_____
down the street	_____	a store	_____
down the street from the school	_____	a movie theater	_____
around the corner	_____	an apartment building	_____
around the corner from the school	_____		
next door	_____		
next to the school	_____		
between the tall building and the school	_____		

2. Look at the map. Write the names of the places on the lines.



1. hotel
2. _____
3. _____

4. _____
5. _____
6. _____

7. _____
8. _____
9. _____

3. Complete each statement with the correct expression of location, according to the information in the map in Exercise 2.

across the street from across the street from between down the street from
down the street from in front of ~~next to~~ next to next to next to

- The restaurant is next to the school.
- The store is _____ the restaurant.
- The restaurant is _____ the school and the store.
- The movie theater is _____ the school and the restaurant.
- The movie theater is _____ the apartment building.
- The store is _____ the apartment building and the movie theater.
- The school is _____ the store.
- The bus stop is _____ the mall.
- The park is _____ the red house.
- The hotel is _____ the mall.

4. Complete the paragraph about New City with *there is* and *there are*.

(1) There are two stores on Winston Street in New City. And (2) _____ a mall around the corner. Down the street from the mall, (3) _____ a bus stop. (4) _____ a small hotel on the street next door to our school. And (5) _____ a park across the street from the school. (6) _____ lots of tall buildings in New City.



5. Write *yes* / *no* questions and short answers with *there is* / *there are*.

1. on your street? / there / Is / an apartment building (No)

Is there an apartment building on your street? No, there isn't.

2. big hotels / there / in Mexico City? / Are (Yes)

3. movie theaters / Are / there / in the neighborhood? (Yes)

4. there / a bus stop / around the corner / Is / from your house? (Yes)

5. good restaurants / there / Are / on your street? (No)

6. to the mall? / a movie theater / there / next door / Is (No)

6. Complete each conversation with a question with *How many*.

1. A: How many bus stops are there on Green Street?
B: There are two bus stops on Green Street.
2. A: _____
B: There's one store in the neighborhood.
3. A: _____
B: There are three restaurants next door to the school.
4. A: _____
B: There are ten movie theaters in the mall.
5. A: _____
B: There are 35 students in my English class.
6. A: _____
B: There are 31 days in March!

7. Read the conversation. Then put the following conversation in order. Write the numbers.

- A Where are you?
- B Guess!
- A OK. Is there a hotel next door?
- B Yes, there is.
- A Is there a school across the street?
- B No, there isn't.
- A I know! You're at Mario's Pizzeria!
- B You're right!

- ___ I know! You're at the language school.
- ___ Guess!
- ___ You're right.
- ___ Yes, there is.
- ___ OK. Is there a restaurant down the street?
- 1 Where are you?



8. Choose an appropriate response. Write a check mark.

1. What's your neighborhood like?
 - a. It's very nice.
 - b. Well, it's a big city.
2. Is there a park across the street from the school?
 - a. The park is very big.
 - b. No, it's down the street from the movie theater.
3. I know! You're at the park!
 - a. That's right!
 - b. Guess!
4. Where are you?
 - a. In front of the apartment building.
 - b. Guess who!

Look at those black jeans!

1. Review the Vocabulary. Write your own study notes (or translation) for each word.

Vocabulary	My study notes	Vocabulary	My study notes
a blouse	_____	black	_____
a dress	_____	blue	_____
a jacket	_____	brown	_____
a shoe	_____	gray	_____
shoes	_____	green	_____
a shirt	_____	orange	_____
a skirt	_____	purple	_____
a sweater	_____	red	_____
a T-shirt	_____	white	_____
jeans	_____	yellow	_____
pants	_____		
shorts	_____		

2. Write the color.

- black + white = gray
- blue + _____ = purple
- yellow + blue = _____
- red + _____ = orange

3. Unscramble the names of the clothes. Write them on the lines.

- a hits a s h i r t
- a kectaj _____
- a srkit _____
- a tewresa _____
- a heso _____
- hosse _____
- a beulos _____
- a sedrs _____
- ntpas _____
- janse _____
- tssrho _____



4. Complete each *which* question. Complete each answer with *one* or *ones*.

1. A: Which sweater is OK for this weather?
 B: The big red one.
2. A: _____ skirt _____ perfect for your mom?
 B: The blue and white _____.
3. A: _____ dress _____ your sister's dress?
 B: The old green _____.
4. A: _____ blouse _____ too expensive?
 B: The white _____ next to those jackets.
5. A: _____ pants _____ for the party?
 B: The gray _____.
6. A: _____ shoes _____ your favorite?
 B: The cute yellow _____.


5. Complete the statements and questions with *this*, *that*, *these*, or *those*.

Reminder

Use a capital letter for the first word of sentences.



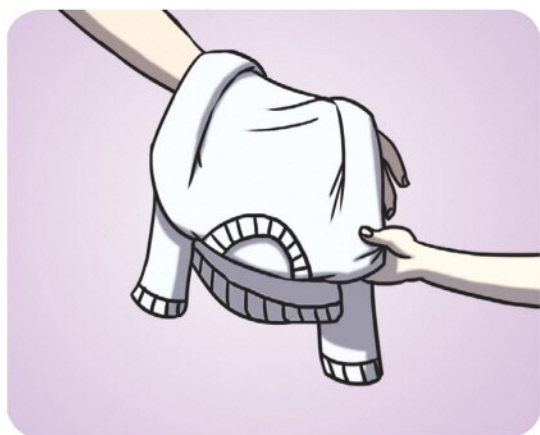
1. These shoes are really cute.



2. _____ shirt is great.



3. _____ sweaters are too expensive for school.



4. _____ white sweater is nice.



5. _____ pants are cool, but they're too old.



6. _____ new shirt is so cool.



7. _____ dress is my favorite.



8. Is _____ awesome jacket your school jacket?



9. Are _____ shoes your mom's shoes or your shoes?

6. Read the conversation. Then choose an appropriate response. Write a check mark.







- A** That jacket is so nice!
- B** This jacket?
- A** Yeah. It's great. And those green shoes are awesome!
- B** Thanks!
- A** You're welcome.



- 1. **A** Thanks!
a. **A** Yeah. It's great.
b. **A** You're welcome.
- 2. **A** Those green jeans are perfect.
a. **A** Thanks!
b. **A** You're welcome.
- 3. **A** This jacket?
a. **A** Thanks!
b. **A** Yeah.
- 4. **A** Those shoes are so cool!
a. **A** Thanks!
b. **A** You're welcome.
- 5. **A** That blouse is awesome!
a. **A** This blouse?
b. **A** You're welcome.

7. Complete the conversations. Change the clothes, according to the pictures. Choose a positive adjective.

awesome cool nice great

- 1. **A:** That skirt  is so great!
B: This _____?
A: Yeah. It's great. And those _____  are _____!
B: Thanks!
A: You're welcome.
- 2. **A:** Those red _____  are so _____!
B: These _____?
A: Yeah. They're great. And that _____  is _____!
B: Thanks!
A: You're welcome.
- 3. **A:** That _____  is so _____!
B: This _____?
A: Yeah. It's great. And that _____  is _____!
B: Thanks!
A: You're welcome.

I can do that!

1. Review the Vocabulary. Write your own study notes (or translation) for each word or phrase.

Vocabulary	My study notes	Vocabulary	My study notes
cook	_____	play the drums	_____
dance	_____	play the piano	_____
draw	_____	play the guitar	_____
play basketball	_____	ride a bike	_____
play soccer	_____	ride a horse	_____
play volleyball	_____	sing	_____
swim	_____		

2. Unscramble the Vocabulary. Write the words in the boxes. Then copy the letters with numbers into the boxes at the end. What's the secret message?

a. GINS

¹ S	I	² N	G
----------------	---	----------------	---

b. DEANC

			³	
--	--	--	--------------	--

c. WADR

		⁴	
--	--	--------------	--

d. MWSI

		⁵	
--	--	--------------	--

e. COKO

	⁶		
--	--------------	--	--

f. PALY HET IGTUAR

	⁷							⁸	⁹				
--	--------------	--	--	--	--	--	--	--------------	--------------	--	--	--	--

g. LAYP HET ANPOI

		¹⁰								¹¹	
--	--	---------------	--	--	--	--	--	--	--	---------------	--

h. PALY HET RUDSM

¹²											
---------------	--	--	--	--	--	--	--	--	--	--	--

i. LAPY CSECRO

									¹³	
--	--	--	--	--	--	--	--	--	---------------	--

j. LAPY LELVOALYBL

									¹⁴					
--	--	--	--	--	--	--	--	--	---------------	--	--	--	--	--

k. PALY SAALEBLBTK

			¹⁵											
--	--	--	---------------	--	--	--	--	--	--	--	--	--	--	--

l. IRDE A EBKI

										¹⁶	
--	--	--	--	--	--	--	--	--	--	---------------	--

m. IERD A SOEHR

								¹⁷			¹⁸	
--	--	--	--	--	--	--	--	---------------	--	--	---------------	--

					N										S		!
15	6	9	3	10	2	18	12	14	4	16	13	11	8	7	5	1	17

3. Look at the pictures. Complete each statement.



1. Don't cook today.
Let's go to a restaurant, OK?



2. Can you _____?



3. What a great day! Let's _____.



4. Hey, can you _____?



5. Sorry! My brother can't _____!



6. Hey, you can _____ really well!


4. Look at the pictures. Complete each statement with *can* or *can't* and a verb.



1. She can't speak French.



2. She _____ at all.



3. They _____ volleyball very well.



4. He _____ the guitar really well.

5. Complete each sentence with *can* or *can't*.

1. I can play the piano well, and I can play the guitar well, too.
2. You _____ ride a horse really well, but you _____ ride a bicycle at all.
3. We _____ sing really well, but we _____ dance at all.
4. He _____ draw at all, but he _____ cook very well.
5. She _____ play soccer very well, and she _____ play volleyball well, too.
6. They _____ speak Spanish at all, but they _____ speak Portuguese really well.

6. Write questions with *can*. Then match the questions with the correct short answers. Use each short answer one time.

1. your sister / dance well
Can your sister dance well?
2. your father / sing

3. they / play basketball

4. you / dance well

5. you / swim

6. your brother / play the piano

- a. Yes, I can.
- b. No, he can't, but he can play the guitar.
- c. Yes, she can.
- d. No, I can't, but I can swim well.
- e. Yes, he can, and he can sing, too.
- f. No, they can't.

7. Read the conversation. Then put the following conversation in order. Write the numbers.

- A** Hey, Nancy. Can you draw?
- B** Yes, I can. I can draw very well.
- A** Oh, that's cool!
- B** What about you? Can you draw?
- A** Me? I can't draw at all.
- B** No problem. I can teach you!
- A** Really? Thanks so much!



- ___ That's so nice! Thank you!
- ___ Oh, that's awesome!
- ___ No problem. I can teach you!
- ___ Yes, I can. I can play basketball very well.
- ___ What about you? Can you play basketball?
- 1 Marci, can you play basketball?
- ___ Me? I can't basketball at all.

8. Choose the appropriate response. Write a check mark.


1. Can you swim?
 a. Really? Thanks so much!
 b. I can't swim at all. Can you?
2. I can teach you.
 a. That's awesome. Thanks!
 b. I can't swim at all.
3. I can't dance at all.
 a. Thanks so much!
 b. No problem. I can teach you.
4. Can you cook well?
 a. Me? Not at all.
 b. That's so awesome.

You should visit Brazil!

1. Review the Vocabulary. Write your own study notes (or translation) for each word or phrase.

Vocabulary	My study notes	My study notes
food	_____	visit _____
music	_____	fantastic _____
tourist attractions	_____	beautiful _____
mountains	_____	
souvenirs	_____	


2. Complete the conversations with the Vocabulary.



1. Mom: Hi, Sarah. Are you and Doug in the U.S. today?
 Sarah: Yeah Mom. We're in Colorado, in the mountains.



2. Max: This _____ is really good.
 Elena: You're right. It's great.



3. Sandy: Look at these nice warm sweaters.
 Tammy: Hmm. Bolivian sweaters are fantastic _____.



4. Flora: Let's ride our bikes today!
 Blake: In the _____? No way!
 Let's stay here and swim.





5. Dad: Should we visit the old city today?
 Mom: Good idea. There are lots of nice _____ there.





6. Seth: Hey! There's a fantastic concert at the beach.
 Leo: Really? We can listen to _____ at a beach? Let's go!

3. Complete the statements with *should* or *shouldn't* and the verb.

1.  You shouldn't visit (visit) New York in August. It's too hot. You _____ (visit) in June or September.

2.  You _____ (buy) souvenirs on the street. They're too expensive. You _____ (buy) souvenirs in a souvenir store.

3.  I _____ (stay) home today. It's too rainy. Or maybe I _____ (go) to the mall.

4.  The One Direction concert is at 7:00! We _____ (be) late. We _____ (go) right now!

4. Write questions with *should*. Complete the short answers.

1. my brother / Should / Mexico City? / visit

A: Should my brother visit Mexico City?

B: Yes, he should _____. It's really cool!

2. Lourdes / Should / the dress? / buy

A: _____

B: No, _____. It's too expensive.

3. I / Should / to a Thai restaurant? / go

A: _____

B: Yes, _____. Thai food is fantastic.

4. my friends / Should / in the park today? / ride their bikes

A: _____

B: No, _____. It's too cold and windy.

5. Write information questions with *should*.

1. A: What / I see in New York?

What should I see in New York?

B: The Empire State Building. It's famous!

2. A: Where / they go after they visit Porto Alegre?

B: Iguazu Falls. The falls are really beautiful.

3. A: When / we come to Bangkok?

B: Come in April for the Songkran festival. It's fantastic!

4. A: Why / my parents visit the Pyramids in Egypt?

B: Because they're historic and very beautiful.

6. Read the conversation. Then complete the answers to the questions.

- A Hi, Ian. Are you in London right now?
- B Hi, Suzanne. Yes. Where are you?
- A At home. In Vancouver.
- B So, what's Canada like?
- A Well, it's a big country. The mountains are beautiful.
- B And what about the people?
- A The people are really nice! You should come to Vancouver sometime!
- B Good advice. Thanks!



1. Where is Suzanne now? She's in Vancouver.
2. Where is Ian now? He's in _____.
3. What are the mountains like in Canada? They're _____.
4. What are the people like in Canada? They're really _____.

7. Put the conversation in order. Write the numbers.

- ___ I'm at a restaurant. In Madrid.
- 1 Tracey, are you at home right now?
- ___ It's fantastic! The music is fantastic and the food is awesome.
- ___ It's always hot and sunny. You should come to Spain sometime!
- ___ Really? What's Spain like?
- ___ Yes. Where are you?
- ___ And what's the weather like?

8. Look at the pictures and complete the conversations.



1. A: Hi, Claudio. Are you in Chicago right now?
- B: Hey, Lance. Yes. _____ you?
- A: I'm in _____.
- B: So, _____ Peru _____?
- A: Well, it's really nice, and the _____ is awesome!
- B: And _____ the weather _____?
- A: Well, today _____ sunny.
_____ sometime!



2. A: Hey, Arturo. Are you in _____?
- B: Hi, Tina. Yes. _____ you?
- A: At a restaurant. In _____, in China.
- B: So, _____ China _____?
- A: It's a really big country with lots of people.
And the _____ is fantastic.
- B: And _____?
- A: Well, in August it's very hot. But the weather's nice now. _____ sometime!

Great Clarendon Street, Oxford, OX2 6DP, United Kingdom

Oxford University Press is a department of the University of Oxford. It furthers the University's objective of excellence in research, scholarship, and education by publishing worldwide. Oxford is a registered trade mark of Oxford University Press in the UK and in certain other countries

© Oxford University Press 2015

The moral rights of the author have been asserted

First published in 2015

2019 2018 2017 2016 2015

10 9 8 7 6 5 4 3 2 1

No unauthorized photocopying

All rights reserved. No part of this publication may be reproduced, stored in a retrieval system, or transmitted, in any form or by any means, without the prior permission in writing of Oxford University Press, or as expressly permitted by law, by licence or under terms agreed with the appropriate reprographics rights organization. Enquiries concerning reproduction outside the scope of the above should be sent to the ELT Rights Department, Oxford University Press, at the address above

You must not circulate this work in any other form and you must impose this same condition on any acquirer

Links to third party websites are provided by Oxford in good faith and for information only. Oxford disclaims any responsibility for the materials contained in any third party website referenced in this work

ISBN: 978 0 19 403459 3 Student Book & Workbook

ISBN: 978 0 19 403432 6 Extra Practice CD-ROM

ISBN: 978 0 19 403461 6 Pack

Printed in China

This book is printed on paper from certified and well-managed sources.

ACKNOWLEDGEMENTS

Cover artwork by: Tom Redford/Meiklejohn Illustration (inspired by Alamy Images/Boys jumping with bikes/Kuttig - People)

Commissioned photography by: Mark Bassett pp.9, 15, 22, 25, 26, 27, 30, 35, 40, 41, 42, 43, 46, 47 (girl on laptop), 55, 61, 62, 66, 75, 81, 82, 84, 86, 87, 100, 101, 103.

Illustrations by: Paco Cavero/Sylvie Poggio Artists Agency pp.12 (ex.3), 13 (ex.7), 59, W12; Simon Cooper/The Organisation pp.38, 44, 54, 78 (ex.3), W33 (ex.4); Enrique Cortes/Shannon Associates pp.11, 16, 17, 18, 31 (ex.1), 33, 37, 51, 56, 71, 76, 92, W30, W31 (ex.7); Andy Hamilton pp.14, 20, 57 (ex.3), 58 (grammar), 73 (ex.3), 77 (ex.1), 79, 81, 88, W3, W11, W25 (ex.9), W35; Sergey Kostik/Lemonade pp.12 (ex.1), 13 (ex.5), 58 (vocab), 60 (ex.3), 63, 67, 69, W26, W27; Andres Martinez Ricci/The Organisation pp.23, 47, 77 (ex.3), W23; Kate Rochester/Pickled Ink pp.96, 103; Pablo Moreno Calles/Lemonade pp.36, 39, 61, 73 (ex.1), W2, W21 (ex.4); Andy Parker pp.7, 8, 25, 50, 52, 55, 60 (ex.1), 68, 70, 74, 99 (whale), W4, W7, W10, W13, W16, W19, W20, W22, W25 (ex.7), W28, W29, W31 (ex.6), W34, W37 (ex.6); Amerigo Pinelli/Advocate Art pp.10, 31 (vocab), 57 (ex.1), 64, 75, 78 (ex.1), 84, W6, W17, W21 (ex.6), W24, W33 (ex.3), W37 (ex.8); Mark Ruffle pp.6, 9, 30, W12 (clocks).

The publisher would like to thank the following for permission to reproduce photographs: Alamy Images pp.36 (Teen boys/F1online digitale Bildagentur GmbH), 62 (South Korea financial district/Chad Ehlers), 62 (Insadong District in Seoul/SFL Travel), 64 (Hotel reception/Geoff Williamson SuperPrime), 64 (House in Cartagena Columbia/James Quine), 64 (Flats/JJM Stock Photography), 66 (National Congress, Brazil/Vanessa Volk), 85 (Autumn in Japan/Westward), 86 (Montreal in Winter/Megapress), 89 (Teen girl with bike/Image Source), 100 (Juscelino Kubitschek Bridge, Brazil/Vanessa Volk), 101 (The Beijing National Stadium/James Doro), 102 (The City Lights Bookstore, San Francisco/Patrick Batchelder); Bridgeman Art Library Ltd pp.97 (Ly Pe (701-762) (pen & ink on paper), Chinese School/Private Collection/Giraudon), 97 (Youth with a Basket of Fruit, 1594 (oil on canvas) (detail of 104940), Caravaggio, Michelangelo Merisi da (1571-1610)/Galleria Borghese, Rome, Italy/Giraudon), 97 (Head (oil on board), Jawlensky, Alexej von (1864-1941)/Private Collection), 97 (Two women in blue blouses, 1919, Renoir, Pierre Auguste (1841-1919)/Private Collection); Corbis pp.0 (Man with moped/Glowimages), 9 (Woman in forest/Maskot), 9 (Couple/Big Cheese Photo), 10 (Portrait of smiling girl/Tetra Images), 10 (Man smiling/Lily Bloom/Cultura), 13 (Teenage girls at school/Ron Nickel/Design Pics), 14 (Smiling woman outdoors/Zave Smith Photography/Blend Images), 14 (Teen girl portrait/Image Source), 19 (Smiling girl/KidStock/Blend Images), 19 (Couple in autumn/Don Mason/Blend Images), 19 (Couple outside house/HBSS), 19 (Brother and sister/Pauline St. Denis/Superstock), 21 (Businesswoman/Jose Luis Pelaez, Inc./Blend Images), 21 (Students in class/Image Source), 23 (Teenager using mobile phone/Rob Lewine/Tetra Images),

26 (Footballer Alexandre Pato/Joe Toth/BPI), 29 (Boy holding school books/Colleen Cahill/Design Pics), 32 (School students/John Giustina/SuperStock), 36 (Graduation/moodboard), 36 (Friends hugging/KidStock/Blend Images), 36 (Teen girl with book/Jim Craigmyle), 36 (Teenage boy/Lucidio Studio Inc.), 43 (Businesswoman/LWA/Sharie Kennedy/Blend Images), 47 (Teen talking on phone/Klaus Tiedge), 48 (Teen girl/62° Nord/Johnér Images), 49 (Girl smiling outdoors/Hero), 64 (Friends at the movies/Randy Faris), 64 (Bus rapid transport system/Song Weiwei/Xinhua Press), 66 (Bonsecours market/David Chapman/Design Pics), 67 (Teen girl using phone/Jim Craigmyle), 69 (Teen on cell phone/Edward Bock), 80 (Weightlifter Cao Lei), 83 (Smiling teenage girl/Monalyn Gracia), 84 (tourists/P Deliss/Godong), 84 (Beaststeaks perform/Frank Rumpenhorst/dpa), 84 (Souvenir market stall/Steven Vidler/Eurasia Press), 85 (Friends walking/Beau Lark), 85 (Tour boat in Istanbul/Jose Fuste Raga), 85 (Couple with laptop/KidStock/Blend Images), 85 (Couple in mall/Picturenet/Blend Images), 85 (Monument to the Discoveries/Richard Cummins), 87 (Man using mobile phone/Image Source), 87 (Buildings near beach/Rolf W. Hapke), 89 (Child leaning on fence/Pauline St. Denis/Tetra Images), 89 (Student by lockers/John Giustina/SuperStock), 90 (Girl with model of DNA/Tim Pannell), 98 (Tornado/Eric Nguyen), 98 (Hurricane/Henry Romero/Reuters), 98 (Traffic in snowstorm/Jon Van de Grift/Visuals Unlimited), 99 (Polar bear/Ralph Lee Hopkins/National Geographic Society), 99 (Penguins/Mitsuaki Iwago/Minden Pictures), 100 (Blue Mosque, Sultanahmet, Istanbul/Design Pics), 102 (Cable car in San Francisco/Dave G. Houser), 103 (Colourful souvenirs/Jeremy Woodhouse/Spaces Images); Getty Images pp.9 (Girl with braces/Jacqueline Veissid/Photodisc), 10 (Teen boy/Granger Wootz/Blend Images), 10 (Smiling Korean woman/Chris Sattlberger/Blend Images), 12 (Portrait of boy/Photodisc), 14 (Teen boy leans against lockers/AE Pictures Inc.), 14 (Woman with violin/Luis Alvarez), 14 (Young boy/Rogdy Espinoza Photography), 14 (Senior couple/Juanpablo San Martín), 21 (Family meal/Tony Latham/Stone), 23 (Boy talking on mobile phone/Paul Bradbury/OJO Images), 23 (Lighthouse, Brazil/Florian Kopp), 24 (Teen girl/rubberball), 24 (New York/fotog), 26 (Korean singer Seven performs/MJ Kim), 26 (Selena Gomez/Kevin Winter/NBCUniversal), 28 (Teen girl holding books/Jupiterimages), 28 (Family portrait/Blend Images/Jon Feingersh), 28 (Family portrait/Blend Images/Ariel Skelley), 29 (Boy in cafe/Priscilla Gregg/Blend Images), 34 (Student and teacher in classroom/Rubberball/Mike Kemp), 34 (Mother and son/Fuse), 36 (Woman with tall boyfriend/Halldark), 36 (Portrait of boy/SD Productions/Photodisc), 36 (Teen girls running in corridor/ColorBlind Images), 39 (Brazil's midfielder Bruna Glyn Kirk/AFP), 39 (Owen Wilson/Jean Baptiste Lacroix/FilmMagic), 43 (Couple setting table for dinner/Blend Images/Hill Street Studios), 43 (Boys sitting with football/Jupiterimages), 43 (Couple with laptop/OJO Images), 49 (Woman with laptop/Camille Tokerud), 49 (Portrait of man/Goldmund Lukic/Vetta), 49 (Teen girl with laptop/Comstock), 49 (Teen boy with blackboard/Tetra Images), 64 (Clothing store/Richard Cummins/Lonely Planet Images), 64 (Restaurant/Brent Winebrenner/Lonely Planet Images), 69 (Teen boy with mobile phone/Image Source), 69 (Stressed teenage boy/Juanmonino), 80 (Australian swimmer James Magnussen), 80 (Veronica Campbell-Brown of Jamaica/Stu Forster), 83 (Copacabana Beach/Ricardo Zerrenner), 84 (Lamb kebabs with salad/Lisa Linder/Dorling Kindersley), 84 (Berchtesgaden Alps/Andreas Strauss), 84 (Temple of Heaven, Beijing/Tom Horton, Further To Fly Photography), 85 (Two girls in cafe/Lena Granefeld), 85 (Hikers in Allgäu Alps/Hans-Peter Merten), 85 (Couple using smartphone/MIXA), 85 (Couple sharing notes/Cultura/Howard Kingsnorth), 85 (Market trader in Pelourinho/Peter Adams), 85 (Machu Picchu/Image Source), 86 (Ice hockey game/Grant Halverson), 87 (Girl with mobile phone/Jupiterimages), 87 (The Colosseum/Lonely Planet Images), 90 (Boys with baseball trophy/Jon Feingersh), 90 (Souvenir stall by Roman Colosseum/Philip and Karen Smith), 91 (Surfing champion Sofia Mulanovich/Karen Wilson/ASP), 92 (Father and daughter/PhotoConcepts), 99 (Elephant swimming/Barcroft USA), 99 (Cheetah/Andy Rouse), 100 (The Hollywood sign/Tim Hawley), 102 (Chinatown, San Francisco/Mitchell Funk), 103 (Teotihuacan/Luiz Felipe Castro), 103 (Mayan ruins of Tulum/Carver Mostardi); iStockphoto p.54 (School and education pictograms/bubaone); Kobal Collection p.47 (Rango/Blind); Oxford University Press pp.9 (Smiling teenage boy/Design Pics), 22 (Brasilia Cathedral/Mark Bryan), 28 (Boy smiling/Somos), 29 (Student/PhotoAlto), 67 (Teen boy using phone/White), 85 (Friends talking/Gareth Boden), 98 (Hurricane from Space/Photodisc); Rex Features pp.42 (Lady Gaga performs in Times Square/Showalter Aaron/Sipa), 62 (Italian restaurant in North Korea/Sipa Press), 80 (English long jumper J.J. Jegede/Mikael Buck).

The authors and publishers would like to thank all the teachers and schools whose feedback, comments, and suggestions have contributed to the development of *Teen2Teen*.

Teen2Teen

For your reality

Teen2Teen makes learning English irresistible:

- Natural social language reflects the social nature of teens
- A social networking context makes English come alive
- Grammar in context gives meaning to language
- Clearly-presented vocabulary ensures understanding



Student Book & Workbook
with Extra Practice CD-ROM

Teen2Teen makes teaching English effortless:

- Transparent methodology fits every teaching style
- A carefully-paced syllabus promotes student confidence
- Presentation tools reduce planning time
- A bank of worksheets and tests provide extra support for students for successful teaching



Teacher's Edition
with Teacher's
Resource CD-ROM



DVD



Class Audio CDs

OXFORD
UNIVERSITY PRESS

www.oup.com/elt

SHAPING learning TOGETHER

CEFR
B1
A2
A1

ISBN 978-0-19-403461-6



9 780194 034616