


# Oxford Phonics World 1

The Alphabet



Iran Language  
مرکز زبان ایرانیان



# Workbook

Kaj Schwermer Julia Chang Craig Wright




OXFORD

# Oxford Phonics World 1

## The Alphabet

Kaj Schwermer Julia Chang Craig Wright




# Workbook

مرجع زبان ایرانیان

**OXFORD**  
UNIVERSITY PRESS  
**iranlanguage**


این مجموعه با لوگوی مرجع زبان ایرانیان  
به صورت نشر بر خط و حامل به ثبت رسیده است.  
کپی برداری از آن خلاف شرع، قانون و اخلاق است و شامل پیگیری خواهد شد.

**A** Trace, write, and say.




**B** Circle the pictures beginning with the a sound.


1.



2.



3.



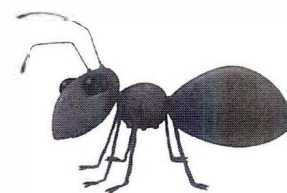
4.




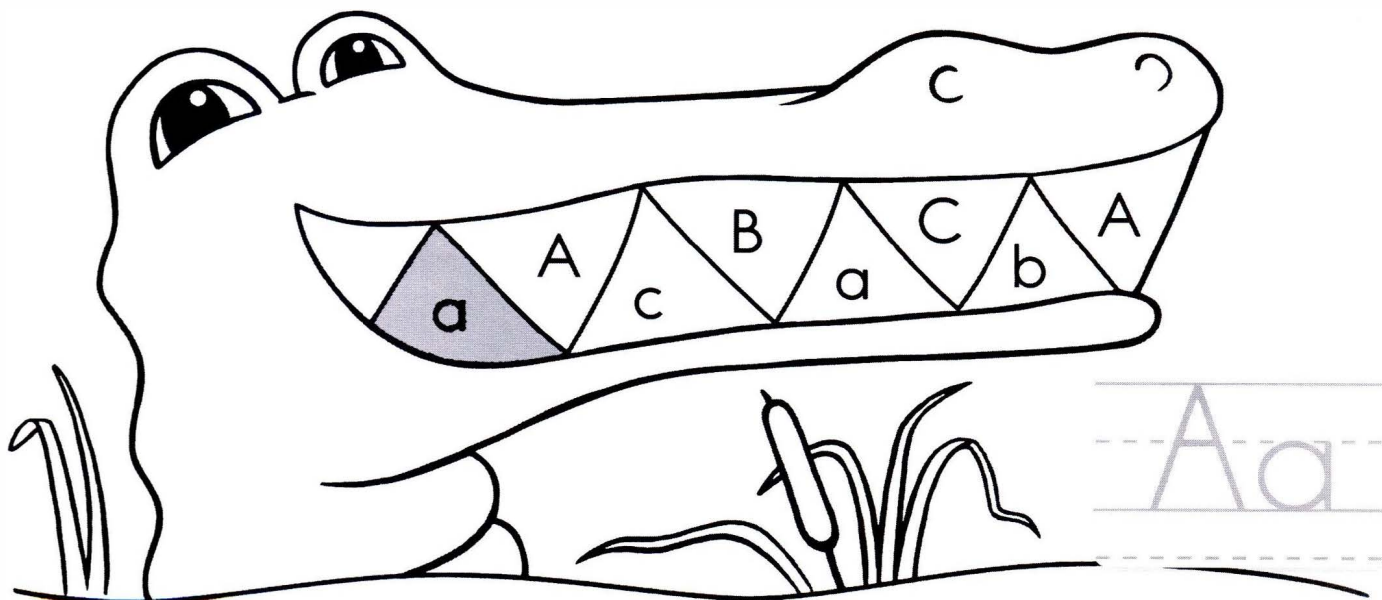
5.




6.





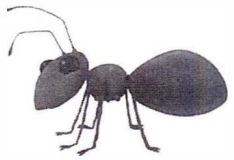
**C** Color A and a. Write Aa.







**A** Trace, write, and say.

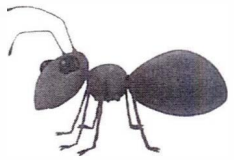



**B** Write Bb. Then match.


1.   

2.   



3. 



4. 

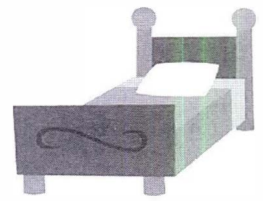

5. 



6. 

**C** Say. Then write Bb or cross it out.

1.  

2.  


3.  

4.  





**A** Trace, write, and say.




**B** Circle the pictures beginning with the c sound.


1.



2.




3.




4.




5.












6.



**C** Color C and c. Write Cc.



**A** Say. Then circle the beginning sound.

1.  a b c	2.  a b c	3.  a b c
4.  a b c	5.  a b c	6.  a b c
7.  a b c	8.  a b c	9.  a b c


**B** Trace and match.

1. 		
2. 		
3. 		

Tracing lines: A solid line connects the dot of the uppercase 'A' to the dot of the lowercase 'a'. Another solid line connects the dot of the uppercase 'C' to the dot of the lowercase 'a'. Dotted lines are provided for tracing the uppercase letters and the lowercase 'b'.



**A** Trace, write, and say.



**B** Circle the pictures beginning with the d sound.


1.



2.




3.




4.




5.



6.




**C** Connect, say, and write Dd.




\_\_\_\_\_

-----

\_\_\_\_\_




**A** Trace, write, and say.




**B** Which ones begin with the e sound? Match and write.


1.




2.



3.




4.




**C** Say. Then write Ee or cross it out.

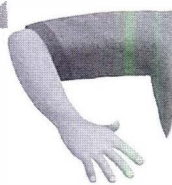
1.



2.



3.



4.



Four sets of three-line handwriting guides (top solid line, middle dashed line, bottom solid line) corresponding to the items in section C, for writing practice.







**A** Trace, write, and say.

Tracing practice area for uppercase 'F' and lowercase 'f'. Each letter is shown on a set of three horizontal lines (top, middle-dashed, bottom). To the right is a cartoon illustration of a smiling fish.

**B** Write Ff. Then match.

Activity for writing and matching. It includes six numbered items:

- 1. A fork.
- 2. A dog.
- 3. A fish.
- 4. A barn.
- 5. An envelope.
- 6. A fan.


In the center, there are two sets of handwriting lines (top solid, middle dashed, bottom solid) with a dot at the start of the middle line, intended for practicing the letter 'f'.

**C** Color F and f. Write Ff.

Large outline of a fish for coloring. The fish is divided into several sections, each containing a letter:



- Tail: F (top), B (bottom)
- Body: A (left), C (middle), D (bottom)
- Back: f (top)
- Scales: c (top), d (top), a (middle), F (middle), b (bottom)
- Head: F (top), f (bottom)

To the right of the fish are three horizontal lines for writing practice: a solid top line, a dashed middle line, and a solid bottom line.





**A** Which ones begin with the sound? Write ✓.



1. **Dd**

	
<input type="checkbox"/>	<input checked="" type="checkbox"/>



2. **Ee**

	
<input type="checkbox"/>	<input type="checkbox"/>



3. **Ff**

	
<input type="checkbox"/>	<input type="checkbox"/>



4. **Ee**

	
<input type="checkbox"/>	<input type="checkbox"/>



5. **Ff**

	
<input type="checkbox"/>	<input type="checkbox"/>



6. **Dd**

	
<input type="checkbox"/>	<input type="checkbox"/>



7. **Ff**

	
<input type="checkbox"/>	<input type="checkbox"/>

8. **Dd**

	
<input type="checkbox"/>	<input type="checkbox"/>

9. **Ee**



	
<input type="checkbox"/>	<input type="checkbox"/>


**B** Draw the shapes and write.


Dd = ○


Ee = □


Ff = △


1.  

3. 

5. 

2. 

4. 










6. 









# Review 1


## Aa Bb Cc Dd Ee Ff

**A** Say. Then circle the beginning sound.


1.  a b c	2.  b c d	3.  c d e
4.  d e f	5.  a b c	6.  d e f
7.  c d e	8.  d e f	9.  a b c

**B** Say and match.

1. A	2. B	3. C	4. D	5. E	6. F
					
e	b	d	a	c	f



**C** Write, say, and connect in A-B-C order.



Aa




A



B



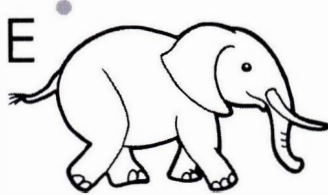
F



C



D



E



**D** Look and write.



A



a



B



b



C



c



D



d



E



e

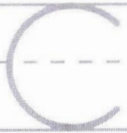


F



f

1. \_\_\_\_\_



2. \_\_\_\_\_

3. \_\_\_\_\_

4. \_\_\_\_\_

5. \_\_\_\_\_

6. \_\_\_\_\_

7. \_\_\_\_\_

8. \_\_\_\_\_

9. \_\_\_\_\_

10. \_\_\_\_\_

11. \_\_\_\_\_

12. \_\_\_\_\_



**A** Trace, write, and say.

Tracing practice area with two boxes. The first box contains a large uppercase 'G' on a three-line grid. The second box contains a lowercase 'g' on a three-line grid. To the right is a cartoon illustration of a smiling gorilla with its hands clasped.

**B** Circle the pictures beginning with the g sound.


1.




2.




3.




4.



5.




6.



**C** Say. Then write Gg or cross it out.


1.




2.



3.



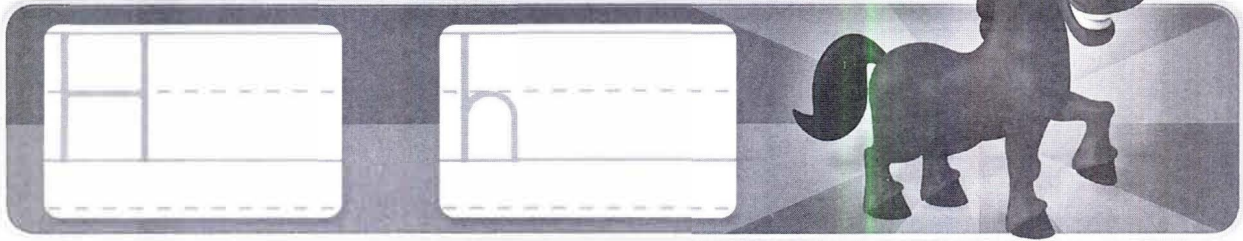
4.



Four sets of handwriting lines (top solid, middle dashed, bottom solid) corresponding to the four items in section C.




**A** Trace, write, and say.



مرجع زبان ایرانیان

**B** Write Hh. Then match.

1. •




• 6.




2. •



3. •



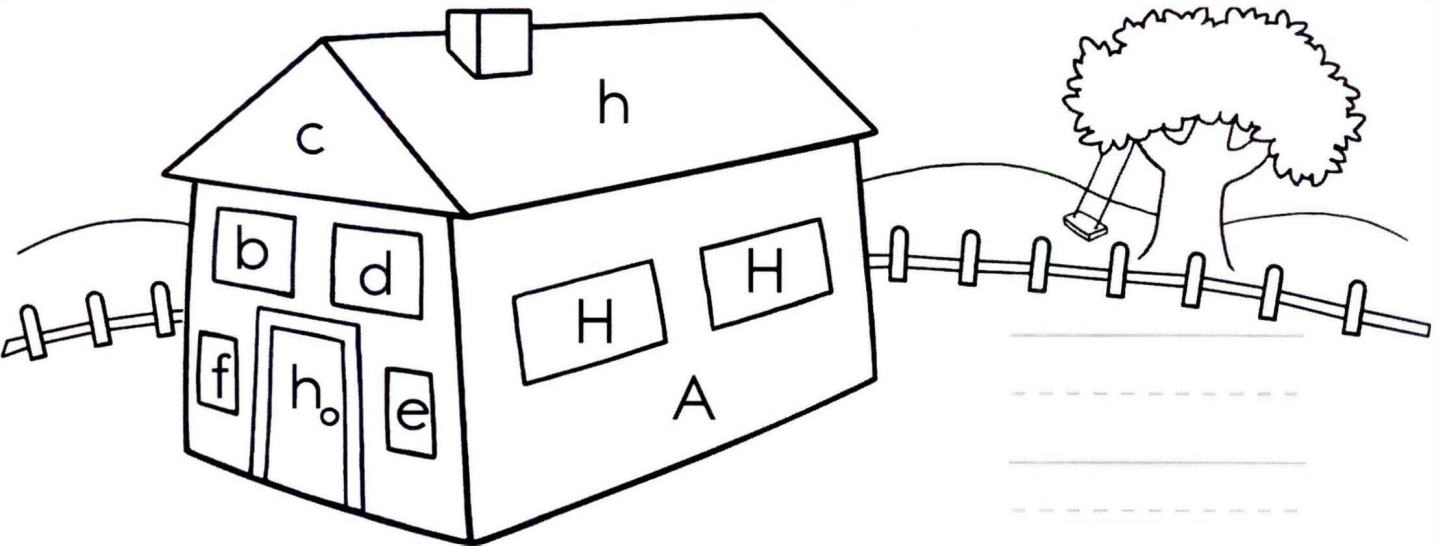
• 4.




• 5.



**C** Color H and h. Write Hh.



**A** Trace, write, and say.

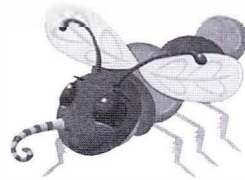


**B** Circle the pictures beginning with the i sound.


1.




2.




3.



4.




5.












6.




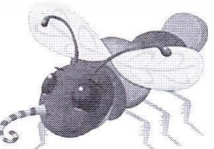







**C** Color I and i. Write Ii.



**A** Say. Then circle the beginning sound.

1.  g h i	2.  g h i	3.  g h i
4.  g h i	5.  g h i	6.  g h i
7.  g h i	8.  g h i	9.  g h i

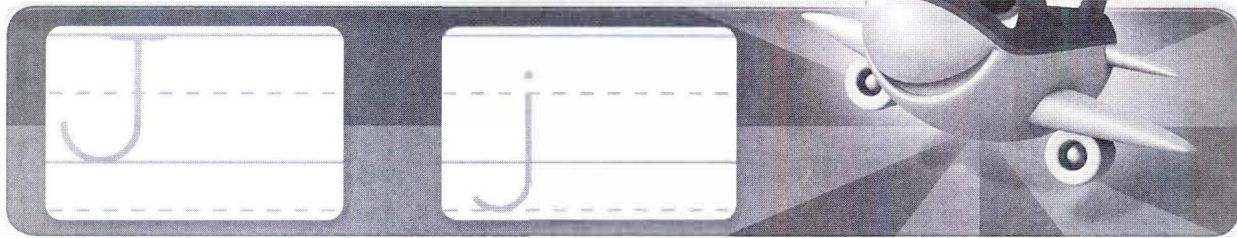
**B** Trace and match.

1. 		
2. 		
3. 		






**A** Trace, write, and say.



**B** Which ones begin with the j sound? Match and write.

1.



\_\_\_\_\_

\_\_\_\_\_

\_\_\_\_\_

2.



\_\_\_\_\_

\_\_\_\_\_

\_\_\_\_\_


Jj



Jj



3.



\_\_\_\_\_

\_\_\_\_\_

\_\_\_\_\_

4.




\_\_\_\_\_

\_\_\_\_\_

\_\_\_\_\_


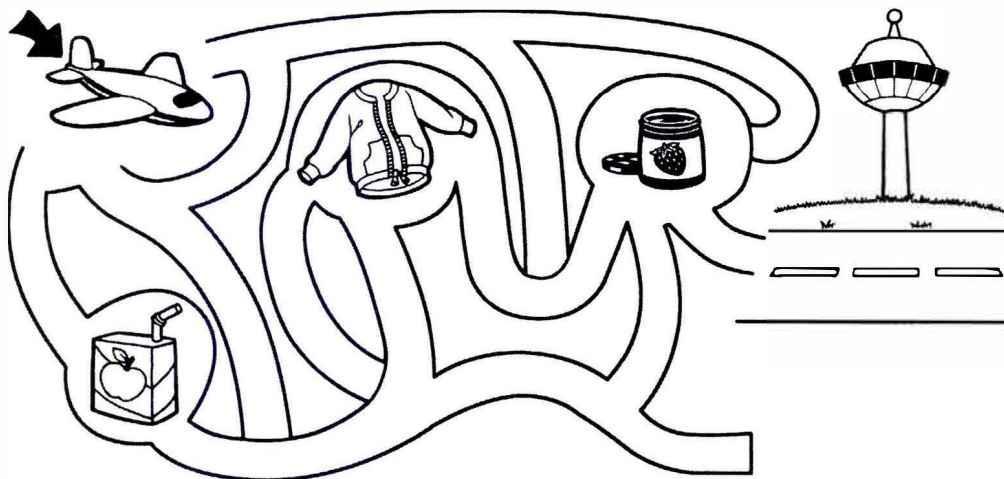
Jj




Jj



**C** Connect, say, and write Jj.




**A** Trace, write, and say.



**B** Circle the pictures beginning with the **k** sound.

1.




2.



3.



4.





5.



6.






**C** Color **K** and **k**. Write **Kk**.




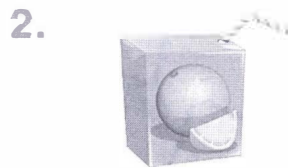
**A** Trace, write, and say.




**B** Write Ll. Then match.



**C** Say. Then write Ll or cross it out.





Four sets of handwriting practice lines (solid top, dashed middle, solid bottom) corresponding to the items in section C, for writing the letter 'l' or crossing it out.





**A** Which ones begin with the sound? Write ✓.



1. **Jj**

	
<input type="checkbox"/>	<input type="checkbox"/>



2. **Kk**

	
<input type="checkbox"/>	<input type="checkbox"/>



3. **Ll**

	
<input type="checkbox"/>	<input type="checkbox"/>



4. **Ll**

	
<input type="checkbox"/>	<input type="checkbox"/>



5. **Kk**

	
<input type="checkbox"/>	<input type="checkbox"/>



6. **Jj**

	
<input type="checkbox"/>	<input type="checkbox"/>



7. **Kk**

	
<input type="checkbox"/>	<input type="checkbox"/>

8. **Jj**

	
<input type="checkbox"/>	<input type="checkbox"/>

9. **Ll**

	
<input type="checkbox"/>	<input type="checkbox"/>

**B** Draw the shapes and write.

Jj = ○

Kk = □

Ll = △

1.  \_\_\_\_\_  
 \_\_\_\_\_  
 \_\_\_\_\_


3.  \_\_\_\_\_  
 \_\_\_\_\_  
 \_\_\_\_\_

5.  \_\_\_\_\_  
 \_\_\_\_\_  
 \_\_\_\_\_




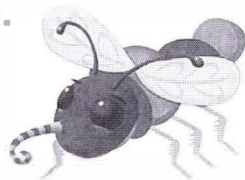


2.  \_\_\_\_\_  
 \_\_\_\_\_  
 \_\_\_\_\_

4.  \_\_\_\_\_  
 \_\_\_\_\_  
 \_\_\_\_\_

6.  \_\_\_\_\_  
 \_\_\_\_\_  
 \_\_\_\_\_



**A** Say. Then circle the beginning sound.

1.  g h i	2.  j k l	3.  h i j
4.  g h i	5.  j k l	6.  h i j
7.  g h i	8.  j k l	9.  h i j

**B** Say and match.



1. G •		• h
2. H •		• j
3. I •		• g
4. J •		• k
5. K •		• i
6. L •		• l



**C** Write, say, and connect in G-H-I order.



Handwriting practice lines (top) and (middle).



Handwriting practice lines (bottom).



**D** Say and write.



1.  


2.  

3.  

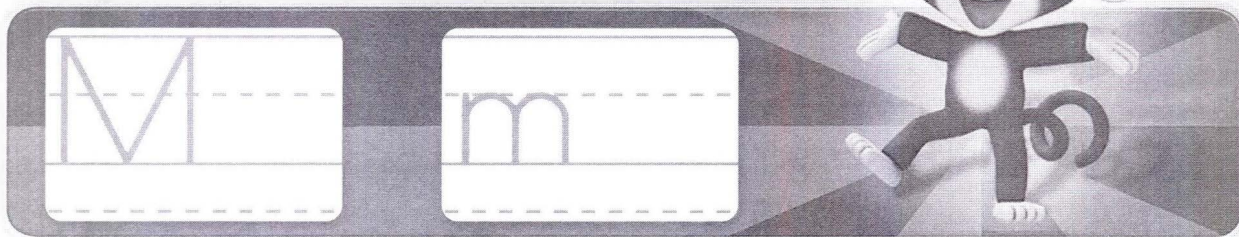
4.  

5.  

6.  




**A** Trace, write, and say.




**B** Circle the pictures beginning with the m sound.

1.




2.



3.




4.




5.




6.



**C** Color M and m. Write Mm.



**A** Trace, write, and say.



**B** Which ones begin with the n sound? Match and write.

1.



\_\_\_\_\_

Nn •



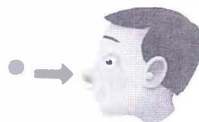
\_\_\_\_\_

3.




\_\_\_\_\_

Nn •



\_\_\_\_\_

2.



\_\_\_\_\_

Nn •



\_\_\_\_\_

4.





\_\_\_\_\_

Nn •



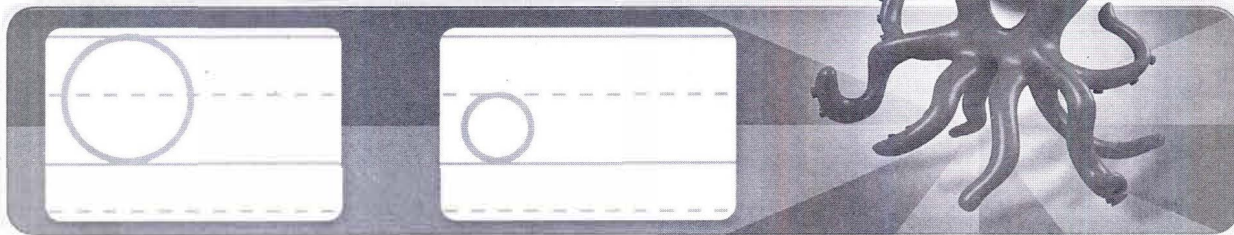
\_\_\_\_\_

**C** Connect, say, and write Nn.

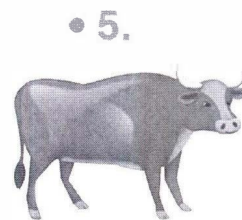
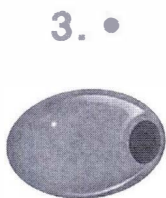









**A** Trace, write, and say.



**B** Write Oo. Then match.












**C** Say. Then write Oo or cross it out.



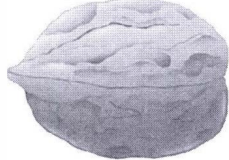


Four sets of handwriting lines (top solid, middle dashed, bottom solid) corresponding to the items in section C.




**A** Say. Then circle the beginning sound.

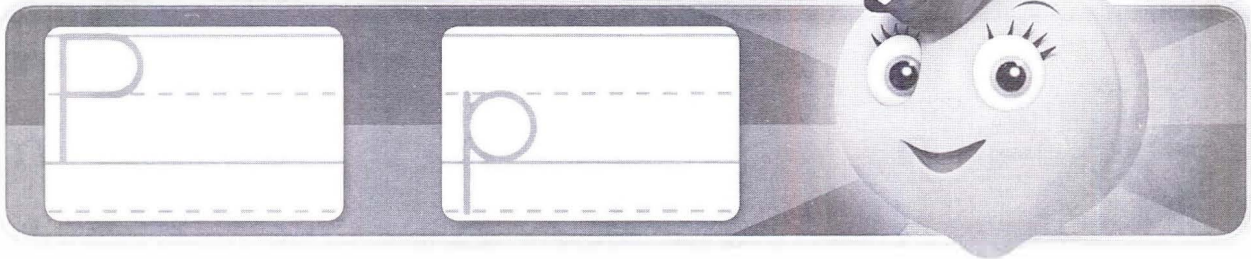
1.  m n o	2.  m n o	3.  m n o
4.  m n o	5.  m n o	6.  m n o
7.  m n o	8.  m n o	9.  m n o

**B** Connect, trace, and write.

1. M • • o • •		_____
2. N • • m • •		_____
3. O • • n • •		_____




**A** Trace, write, and say.



**B** Which ones begin with the p sound? Match and write.

1.



\_\_\_\_\_

-----

\_\_\_\_\_

2.



\_\_\_\_\_

-----

\_\_\_\_\_

Pp •



Pp •



3.




\_\_\_\_\_

-----

\_\_\_\_\_

4.




\_\_\_\_\_

-----

\_\_\_\_\_

Pp •



Pp •



**C** Say. Then write Pp or cross it out.

1.




\_\_\_\_\_

-----

\_\_\_\_\_

2.




\_\_\_\_\_

-----

\_\_\_\_\_

3.




\_\_\_\_\_

-----

\_\_\_\_\_

4.



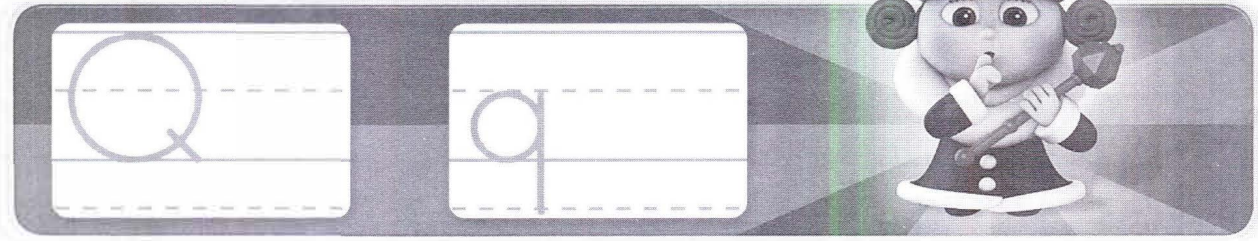
\_\_\_\_\_

-----

\_\_\_\_\_



**A** Trace, write, and say.



**B** Circle the pictures beginning with the q sound.

1.



2.



3.



4.



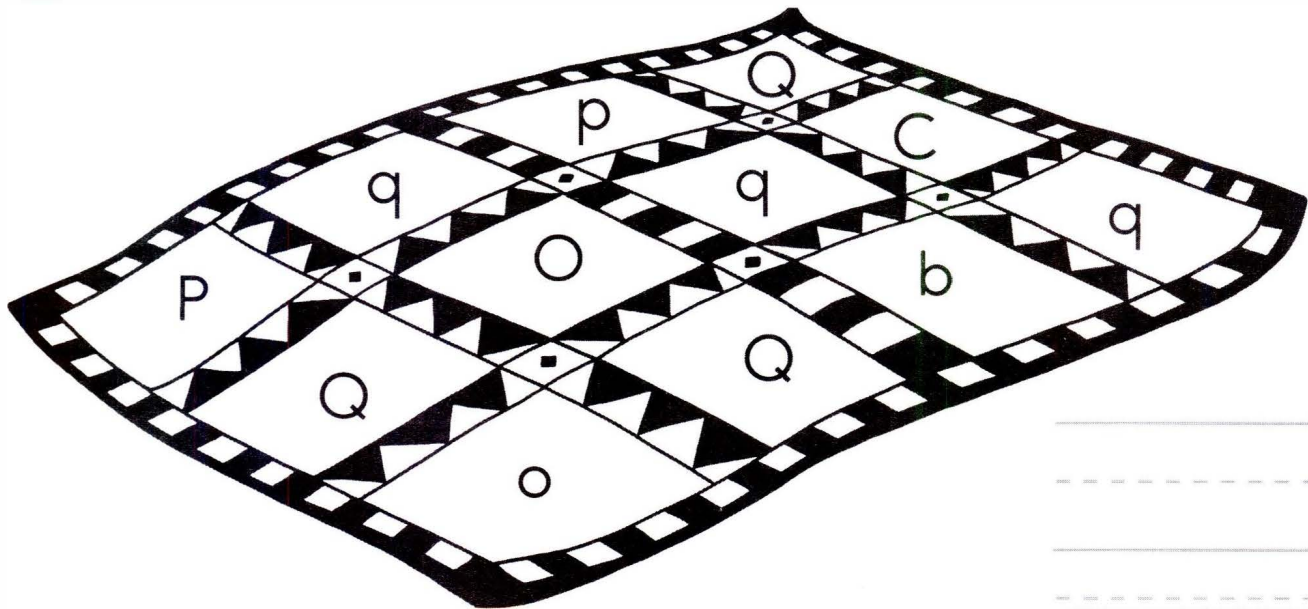
5.



6.




**C** Color Q and q. Write Qq.









**A** Trace, write, and say.



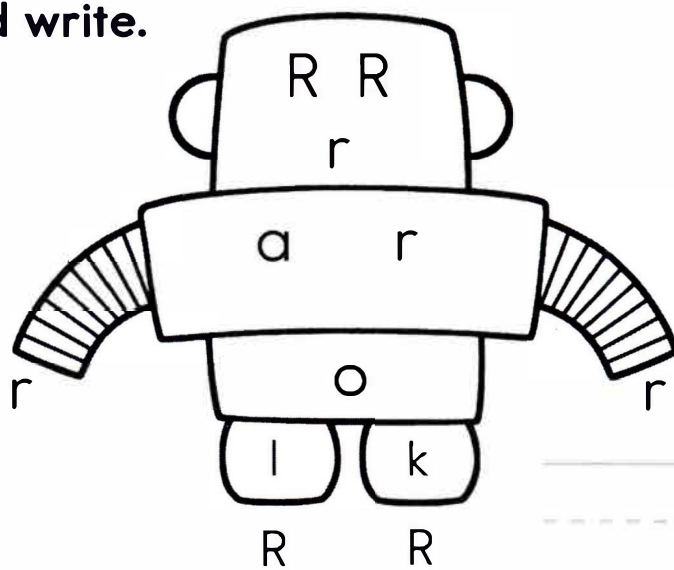
**B** Write Rr. Then match.



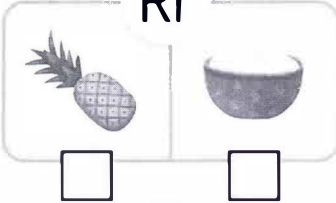
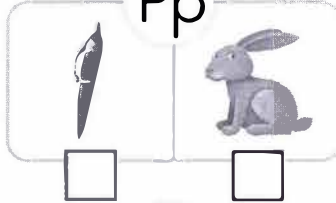




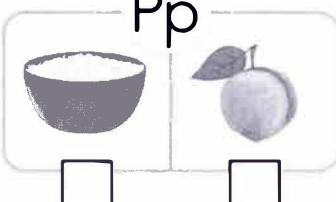

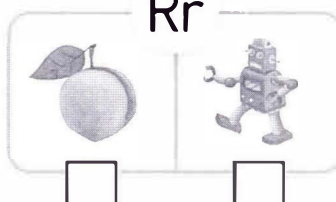
**C** Draw the shapes and write.

R =




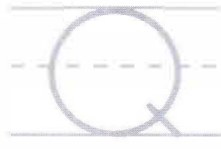





r =




**A** Which ones begin with the sound? Write ✓.

1.	Rr	2.	Pp	3.	Qq
					
	<input type="checkbox"/> <input type="checkbox"/>		<input type="checkbox"/> <input type="checkbox"/>		<input type="checkbox"/> <input type="checkbox"/>
4.	Qq	5.	Rr	6.	Pp
					
	<input type="checkbox"/> <input type="checkbox"/>		<input type="checkbox"/> <input type="checkbox"/>		<input type="checkbox"/> <input type="checkbox"/>
7.	Pp	8.	Qq	9.	Rr
					
	<input type="checkbox"/> <input type="checkbox"/>		<input type="checkbox"/> <input type="checkbox"/>		<input type="checkbox"/> <input type="checkbox"/>

**B** Trace and match.







1.			
2.			
3.			









**A** Say. Then circle the beginning sound.

1.  m n o	2.  p q r	3.  n o p
4.  o p q	5.  p q r	6.  m n o
7.  n o p	8.  o p q	9.  p q r

**B** Say and match.

1. M	2. N	3. O	4. P	5. Q	6. R
•	•	•	•	•	•
•	•	•	•	•	•
					
•	•	•	•	•	•
•	•	•	•	•	•
n	q	r	p	o	m

**C** Write, say, and connect in M-N-O order.

M		R	
N		Q	
O		P	

**D** Look and write.

● M   ■ m   ■ N   ▶ n   ♥ O   ♣ o   ▶ P   ● p   ★ Q   ↑ q   ◆ R   ● r


1. <span>■</span>	2. <span>▶</span>	3. <span>♣</span>	4. <span>★</span>
5. <span>◆</span>	6. <span>●</span>	7. <span>■</span>	8. <span>●</span>
9. <span>♥</span>	10. <span>↑</span>	11. <span>▶</span>	12. <span>●</span>








**A** Trace, write, and say.



**B** Circle the pictures beginning with the s sound.

1.




2.




3.



4.



5.



6.



**C** Say. Then write Ss or cross it out.

1.



2.



3.




4.



Four sets of handwriting lines (top solid, middle dashed, bottom solid) corresponding to the four items in section C.




**A** Trace, write, and say.




**B** Write Tt. Then match.

1. •




• 6.



2. •




3. •




• 4.



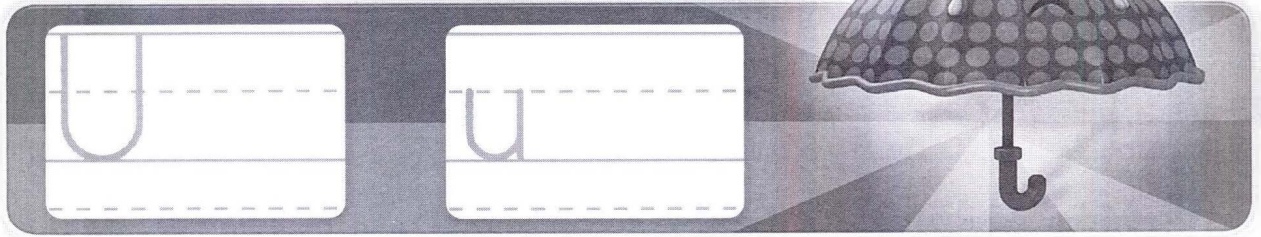
• 5.



**C** Color T and t. Write Tt.



**A** Trace, write, and say.



**B** Circle the pictures beginning with the u sound.

1.



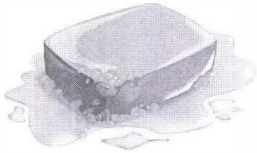
2.



3.



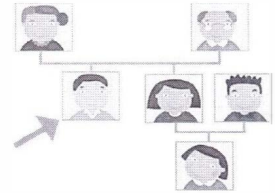
4.



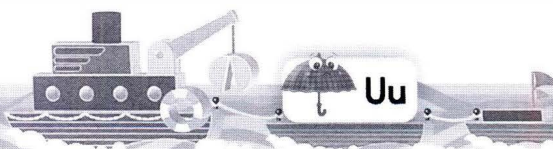

5.




6.



**C** Connect, say, and write Uu.

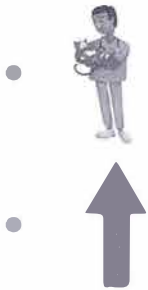


**A** Trace, write, and say.



**B** Which ones begin with the v sound? Match and write.

1.



Vv

2.



Vv

3.



Vv

4.



Vv

Four sets of horizontal writing lines (top, middle-dashed, bottom) for matching the items to the correct letter.

**C** Say. Then write Vv or cross it out.

1.



2.




3.



4.




Four sets of horizontal writing lines (top, middle-dashed, bottom) for writing the letter or crossing it out.








**A** Say. Circle the beginning sound. Trace. Then write.


1. 


s	t
u	v


2. 


s	t
u	v




3. 

s	t
u	v





4. 



s	t
u	v







**B** Draw the shapes and write.



Ss =  Tt =  Uu =  Vv = 



1.  


2.  

3.  

4.  

5.  

6.  









**A** Trace, write, and say.

Tracing practice for the letter 'W'. The first box shows a large 'W' on a three-line grid (top, middle-dashed, bottom) with arrows indicating the stroke order: down, up, down, up. The second box shows a smaller 'W' on the same grid. To the right is a cartoon wolf wearing a graduation cap and holding a diploma. Below the wolf is the Persian text 'مرجع زبان ایرانیان'.





**B** Write Ww. Then match.

Activity B: Write Ww. Then match. This section contains six numbered items for matching with a set of four writing lines (top, middle-dashed, bottom, bottom-dashed).

- 1. • 
- 2. • 
- 3. • 
- 4. • 
- 5. • 
- 6. • 


**C** Say. Then write Ww or cross it out.

Activity C: Say. Then write Ww or cross it out. This section contains four numbered items, each with a corresponding set of writing lines below it.

- 1. 
- 2. 
- 3. 
- 4. 




**A** Trace, write, and say.



**B** Circle the pictures ending with the x sound.

1.



2.



3.



4.




5.



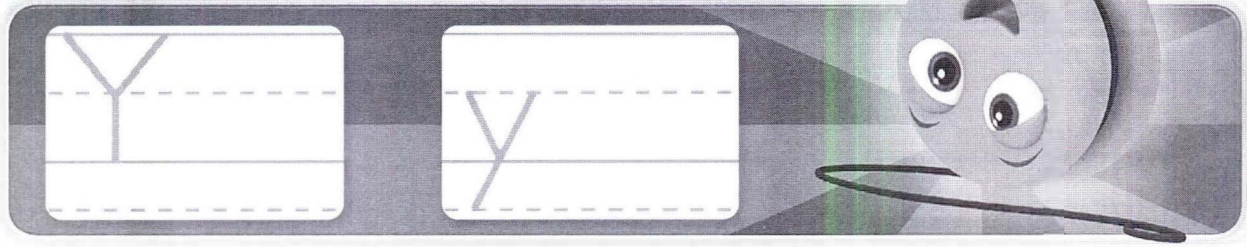
6.



**C** Connect, say, and write Xx.



**A** Trace, write, and say.



**B** Which ones begin with the y sound? Match and write.

1.



\_\_\_\_\_

\_\_\_\_\_

\_\_\_\_\_

Yy •



2.



\_\_\_\_\_

\_\_\_\_\_

\_\_\_\_\_

Yy •



3.



\_\_\_\_\_


\_\_\_\_\_

\_\_\_\_\_

Yy •



4.

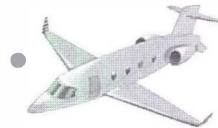


\_\_\_\_\_

\_\_\_\_\_

\_\_\_\_\_

Yy •



**C** Say. Then write Yy or cross it out.

1.




2.



3.



4.



\_\_\_\_\_

\_\_\_\_\_

\_\_\_\_\_

\_\_\_\_\_

\_\_\_\_\_

\_\_\_\_\_

\_\_\_\_\_

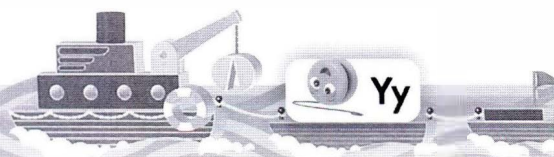
\_\_\_\_\_

\_\_\_\_\_

\_\_\_\_\_


\_\_\_\_\_

\_\_\_\_\_






**A** Trace, write, and say.




**B** Circle the pictures beginning with the z sound.


1.



2.



3.




4.




5.



6.



**C** Color Z and z. Then write.





**A** Which ones begin or end with the sound? Write ✓.



1. Zz

0	6
<input type="checkbox"/>	<input type="checkbox"/>



2. Xx

	
<input type="checkbox"/>	<input type="checkbox"/>



3. Ww

	
<input type="checkbox"/>	<input type="checkbox"/>



4. Yy

	
<input type="checkbox"/>	<input type="checkbox"/>

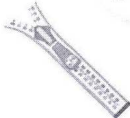

5. Ww

	
<input type="checkbox"/>	<input type="checkbox"/>



6. Zz

	
<input type="checkbox"/>	<input type="checkbox"/>



7. Xx

	
<input type="checkbox"/>	<input type="checkbox"/>

8. Yy

	
<input type="checkbox"/>	<input type="checkbox"/>

9. Xx

	
<input type="checkbox"/>	<input type="checkbox"/>

**B** Connect, trace, and write.

1. W

•

•

6

•

---



---



---

2. X

•

•



•

---



---



---

3. Y

•

•



•

---



---



---

4. Z

•

•



•



---



---






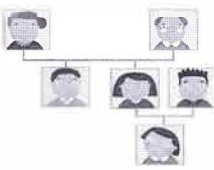


---











# Review 4


Ss Tt Uu Vv Ww Xx Yy Zz

**A** Say. Then circle the beginning or ending sound.

1.  S t u	2.  v w x	3.  x y z
4.  t u v	5.  u v w	6.  v w x
7.  s t u	8.  v w x	9.  x y z

**B** Say and match.

1. S	2. T	3. U	4. V	5. W	6. X	7. Y	8. Z
•	•	•	•	•	•	•	•
•	•	•	•	•	•	•	•
							
•	•	•	•	•	•	•	•
•	•	•	•	•	•	•	•
Z	W	V	S	y	t	x	u



**C** Write, say, and connect in S-T-U order.

Write, say, and connect in S-T-U order.

**D** Say and write.

1.		2.		3.		4.	
<hr/> <hr/> <hr/>							
5.		6.		7.		8.	
<hr/> <hr/> <hr/>							

**A** Write the alphabet.

Aa	Bb	Cc	Dd
Ee	Ff	Gg	Hh
Ii	Jj	Kk	Ll
Mm	Nn	Oo	Pp
Qq	Rr	Ss	Tt
Uu	Vv	Ww	Xx
	Yy	Zz	



Letter Cards

**Aa**

**Bb**

**Cc**

**Dd**

**Ee**

**Ff**

**Gg**

**Hh**

**Ii**

**Jj**

**Kk**

**Ll**

**Mm**

**Nn**

**Oo**



# Letter Cards



**Pp**

**Qq**

**Rr**

**Ss**

**Tt**

**Uu**

**Vv**

**Ww**

**Xx**

**Yy**

**Zz**

These cards  
belong to:

\_\_\_\_\_





# Oxford Phonics World

Let us guide you through  
the world of phonics...




**Oxford Phonics World** is the first step on your students' journey into English, leading you through all 44 sounds.

- **Over 150 Phonics Friends** — an angry apple, a big bear, and others — help children remember English sounds.
- **Action songs, chants, and games** encourage children to discover connections between English sounds and letters.
- **Active class activities** develop children's listening, speaking, reading, writing, and spelling skills and provide opportunities to apply them.
- **Multi-ROMs** include fun animations and interactive games, stories, and songs for practice at home.

**5 levels of phonics for use before or alongside your English course**

- **Student Book** with **Student Cards** and **Multi-ROM**
- **Workbook**
- **Teacher's Book**
- **Phonics Cards**
- **Phonics Readers**
- **Oxford iTools**  
Digital Classroom Resources



Authors Kaj Schwermer, Julia Chang, and Craig Wright, and musician Laurie Thain are experienced teachers and teacher trainers who specialize in phonics instruction.

مجمع زبان ایرانیان  
**OXFORD**

UNIVERSITY PRESS

**irlanguage**

[www.oup.com/elt/oxfordphonicsworld](http://www.oup.com/elt/oxfordphonicsworld)

