

Oxford Phonics World 1

with 2 interactive
Multi-ROMs



The Alphabet



Kaj Schwermer
Julia Chang
Craig Wright

OXFORD
مجمع زبان ایرانیان

Oxford Phonics World 1

The Alphabet



Kaj Schwermer Julia Chang Craig Wright



مرجع زبان ایرانیان
OXFORD
UNIVERSITY PRESS
irlanguage

این مجموعه با لوگوی مرجع زبان ایرانیان
به صورت نشر بر خط و حامل به ثبت رسیده است.
کپی برداری از آن خلاف شرع، قانون و اخلاق است و شامل پیگیری خواهد شد.

The Alphabet

Unit 1

Aa Bb Cc 

Aa..... apple ax ant alligator

Bb..... bear bird bed banana

Cc..... cat cup car computer

Story

Unit 2

Dd Ee Ff 

Dd..... dog desk doll duck

Ee..... egg elbow envelope elephant

Ff..... fish fan farm fork

Story

Review 1

Song 

Game 

Unit 3

Gg Hh Ii 

Gg..... gorilla goat gift girl

Hh..... horse hat house hot dog

Ii..... insect ink igloo iguana

Story

Unit 4

Jj Kk Ll 

Jj..... jet jam juice jacket

Kk..... kangaroo key king kite

Ll..... lion lamp leaf lemon

Story

Review 2

Song 

Game 



Unit 5

Mm Nn Oo 44


Mm..... monkey milk money mouse

Nn..... nut net nest nose

Oo..... octopus ox olive ostrich

Story51

Unit 6

Pp Qq Rr 52

Pp..... peach pen panda pineapple

Qq..... queen quiz quilt question

Rr..... rabbit rose rice robot

Story59

Review 3

Song 60

Game 63

Unit 7

Ss Tt Uu Vv 64

Ss..... seal sun soap socks


Tt..... turtle tent tiger teacher

Uu..... umbrella up uncle umpire

Vv..... van vet vest violin

Story73

Unit 8

Ww Xx Yy Zz 74

Ww..... wolf web water watch

Xx..... fox box six wax

Yy..... yo-yo yak yogurt yacht

Zz..... zipper zero zoo zebra

Story83

Review 4

Song 84


Game 87

The Alphabet Song 88

Student Cards89

Certificate103


A Listen and repeat. 03¹




angry apple

B Listen, point, and repeat. 04¹


1.



2.



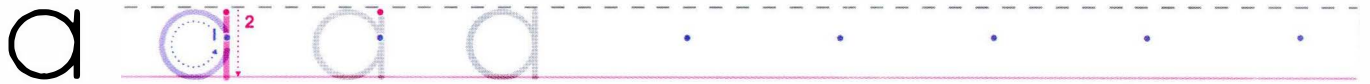
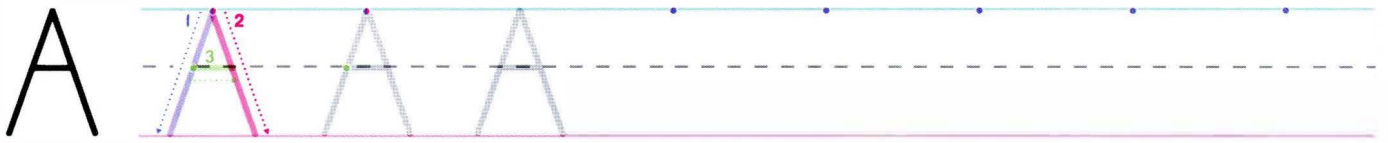
3.




4.



C Trace, write, and say.



D Listen. Then write Aa or cross it out. 05¹



E Listen and chant. 06¹





A Listen and repeat. 07




big bear

مرجع زبان ایرانیان

B Listen, point, and repeat. 08

1.




2.




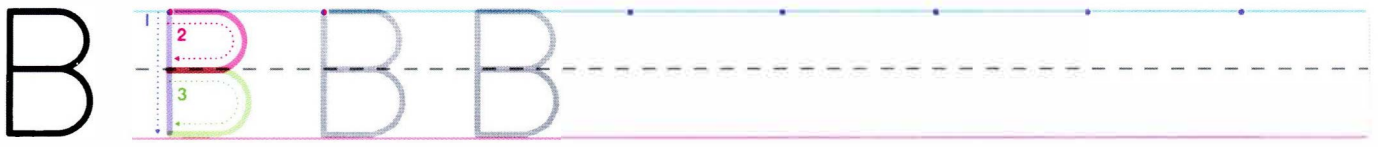
3.



4.




C Trace, write, and say.



D Connect. Then write Bb.



E Listen and chant. 



Unit 1

7

A Listen and repeat. 10¹



cool cat

B Listen, point, and repeat. 11¹


1.




2.



3.



4.



C Trace, write, and say.

Tracing practice for uppercase 'C' and lowercase 'c'. The first row shows a large 'C' followed by three dashed 'C's for tracing, with a starting dot and arrow on the first one. The second row shows a large 'C' followed by three dashed 'c's for tracing, with a starting dot and arrow on the first one. Below each row are blank lines for independent writing.

D Write Cc. Then match.

Matching exercise. A central box with a dashed line is connected by a line to a red car (1). Other items include a blue and yellow bird (2), an orange cat (3), a banana (8), a blue and white polka-dot cup (7), a green crocodile (6), a computer monitor (5), and an axe (4).

E Listen and chant. 12¹ 

Illustration of a sailor character in a red shirt and blue cap. To his left are icons of a cat, a cup, a computer, and a car, connected by a dashed line with musical notes.

A Which ones begin with the same sound? Circle.


1.



2.



3.




B Listen and circle. ¹³

1.




C (B) A
(b) a c

2.



A B C
a c b


3.




B A C
c b a

C Write.

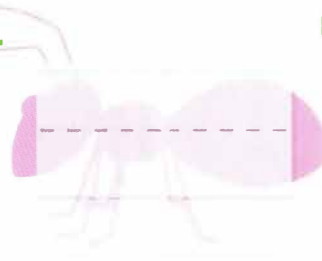
1.



2.



3.





4.



D Look and listen. Read along.

disc 1
14



Sight words: an a it is

Aa

Bb

Cc

Dd

Ee

Ff

Gg

Unit 1




A Listen and repeat. 15



dizzy dog

B Listen, point, and repeat. 16

1.




2.



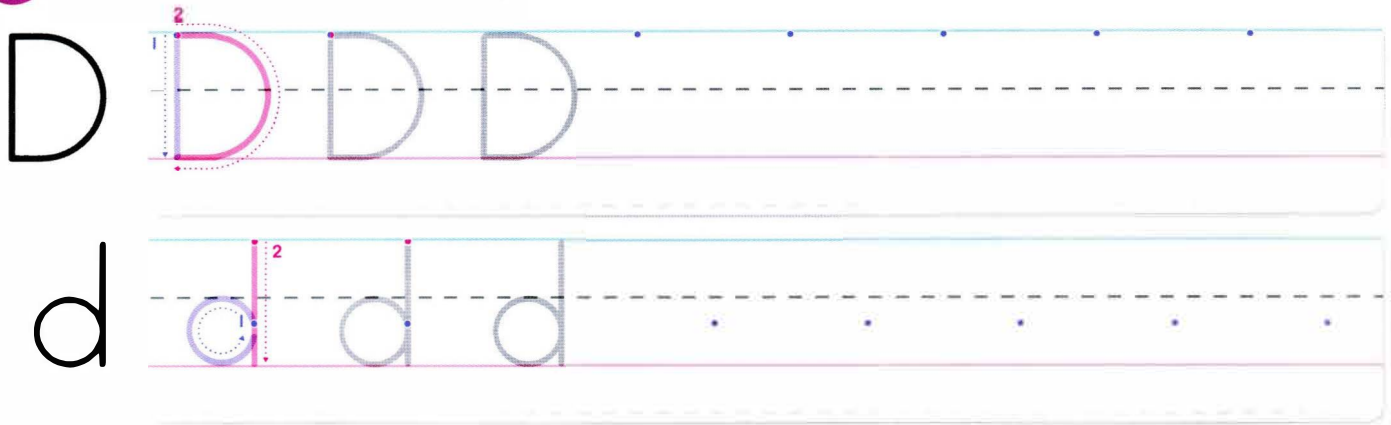
3.




4.



C Trace, write, and say.




D Which one begins with the **d** sound? Listen and circle. 17¹



E Listen and chant. 18¹


A 





A Listen and repeat. 19¹

مرجع زبان ایرانیان



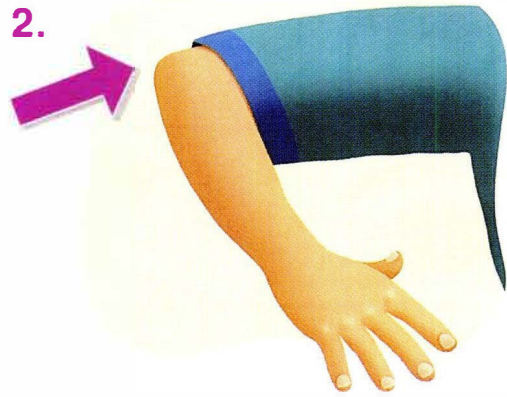
energetic egg

B Listen, point, and repeat. 20¹


1.




2.



3.




4.



C Trace, write, and say.

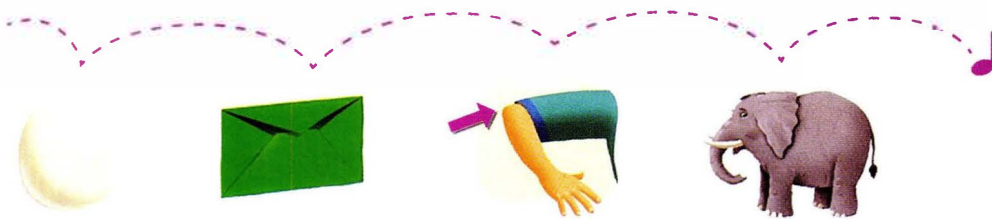


D Listen. Then write Ee or cross it out. 21



E Listen and chant. 22

An  .






A Listen and repeat. 23¹



funny fish

B Listen, point, and repeat. 24¹


1.



2.



3.



4.



C Trace, write, and say.

Tracing practice for uppercase 'F' and lowercase 'f'. The first row shows uppercase 'F' with stroke order arrows (1: vertical down, 2: top horizontal right, 3: middle horizontal right) followed by two rows of dashed 'F's for tracing. The second row shows lowercase 'f' with stroke order arrows (1: counter-clockwise curve, 2: horizontal bar right) followed by two rows of dashed 'f's for tracing.

D Match and write.

Matching exercise with four items and their corresponding writing lines:

- 1. A purple folding fan with a wooden handle.
- 2. A bright orange and yellow goldfish.
- 3. A purple plastic fork.
- 4. A red barn with a white door and a red silo next to it.

Below each item are four horizontal writing lines (top, dashed middle, bottom, and a lower dashed line) for practicing writing the item's name.

E Listen and chant. 25

It is a .

A row of four illustrations: a red barn and silo, a purple folding fan, a purple fork, and an orange and yellow goldfish. A dashed line with a musical note at the end arches over these items.




A Which ones begin with the same sound? Circle.

1.



2.




3.



B Listen and circle. 26

1.



D F E
e f d

2.



E D F
d f e

3.



F D E
e d f

C Listen and write. 27

1.



2.






3.



4.



D Look and listen. Read along. 28



Sight words: I see have



Cc



Dd



Ee



Ff



Gg



Hh



Ii



Jj

Review 1

Aa Bb Cc Dd Ee Ff

A Look and listen. Sing along.





29

Song



B Listen, circle, and write. 30





1.

1.    

2.

2.    





3.

3.    



4.

4.    


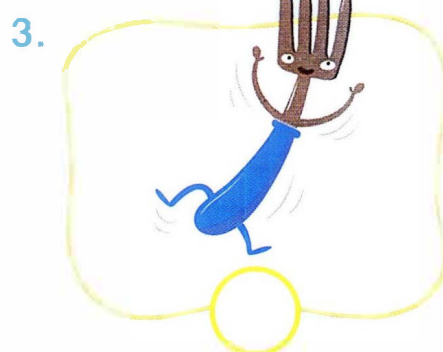

5.

5.    













6.

6.    

C Listen. Do you hear the same sound? Draw 😊 or ☹️. 31



D Match and say.

1. C			a
2. F			f
3. B			e
4. D			c
5. A			b
6. E			d




E Play the game.

The board game consists of a central spinner divided into six colored segments, each labeled with a letter: Aa (blue), Bb (green), Cc (red), Dd (purple), Ee (yellow), and Ff (orange). A yellow arrow points to the 'Aa' segment. The spinner is held in place by a paperclip. Surrounding the spinner are 24 cards, each featuring a different illustration: a dog, a fan, a cat, a cup, a fork, a computer, a bed, an envelope, an ant, an apple, a hand, a bird, a girl, a banana, a barn, a car, a table, an axe, a fish, an egg, a crocodile, an elephant, a duck, and a bear. The word 'Start' is on the top-left card and 'End' is on the bottom-left card.





A Listen and repeat. 32

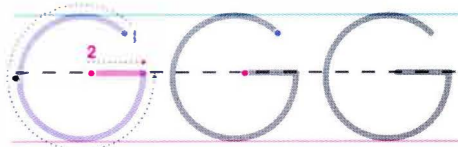
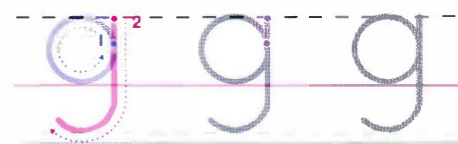


good gorilla





B Listen, point, and repeat. 33











C Trace, write, and say.





G  

D Which one begins with the **g** sound? Listen and circle. 34

1.    

2.    

3.    

4.    

E Listen and chant. 35

I see a  .


   







A Listen and repeat. 36¹

مرجع زبان ایرانیان



happy horse

B Listen, point, and repeat. 37¹



C Trace, write, and say.

Tracing practice for uppercase 'H' and lowercase 'h'. The first row shows uppercase 'H' with stroke order numbers 1, 2, and 3. The second row shows lowercase 'h' with stroke order numbers 1 and 2. Each letter is followed by a dashed line for tracing and a solid line for independent writing.

D Listen and write. Then match. Unit 1
38


Activity D: Listen and write. Then match. This section contains six numbered writing lines (1-6) and six circular images: a hot dog, a hat, a hand, a horse, a cow, and a house. A speech bubble from the hat image says "It is a hat." Lines 1 and 2 are connected to the hat image. Lines 3, 4, 5, and 6 are blank for writing and matching.

E Listen and chant. Unit 1
39

Activity E: Listen and chant. This section features a cartoon sailor character and a row of images: a hat, a house, a hot dog, and a horse. A speech bubble from the sailor says "It is a hat." Below the images is a decorative banner with letters and corresponding illustrations: Ee (egg), Ff (fish), Gg (goat), Hh (horse), Ii (insect), Jj (jellyfish), Kk (kite), Ll (lion), and Mm (monkey). The banner is set against a background of blue waves.



A Listen and repeat. 40¹

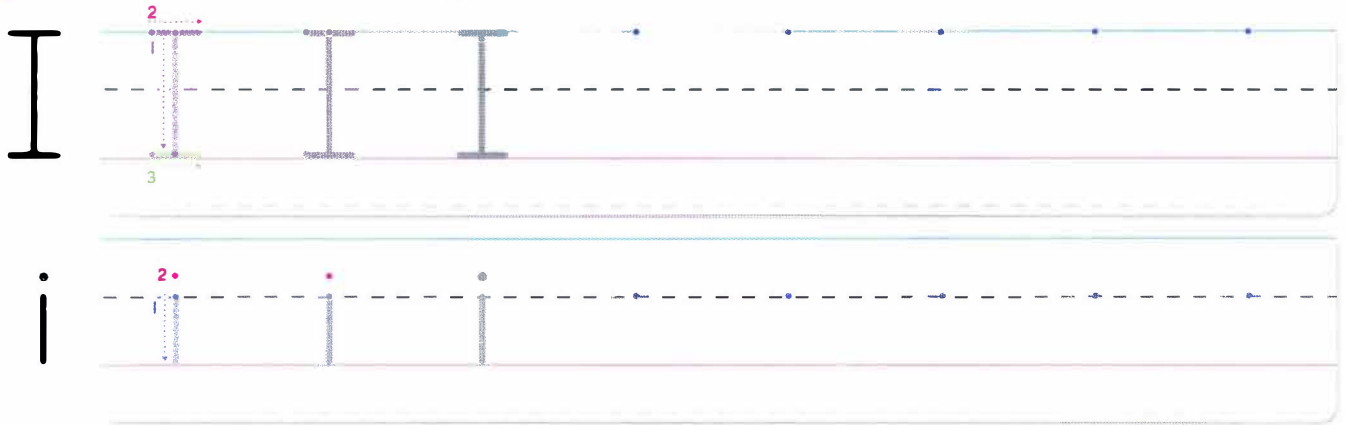


interesting insect


B Listen, point, and repeat. 41¹



C Trace, write, and say.




D Which ones begin with the **i** sound? Trace and color.



E Listen and chant.



I have an



Gg Hh Ii

A Which ones begin with the same sound? Circle.

1.



2.



3.




B Listen and circle. ¹43

1.



I G H
g h i

2.



G I H
i h g


3.




H G I
h i g

C Write.

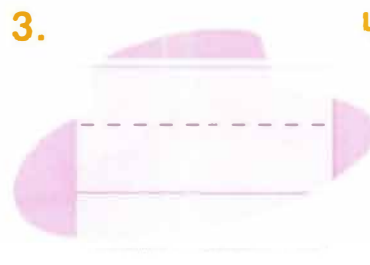
1.



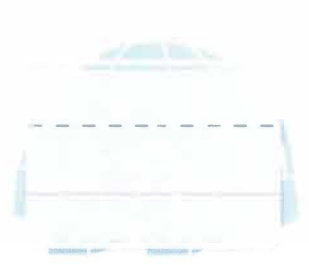
2.




3.




4.



D Look and listen. Read along. 44



I want a [cake].




This is a [bear].



It is a [gorilla].

I want my [bear]!



I want a [gorilla]!

Sight words: want this my



Listen and repeat. ⁴⁵



jumbo jet

Listen, point, and repeat. ⁴⁶


1.



2.



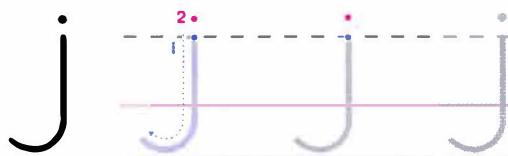
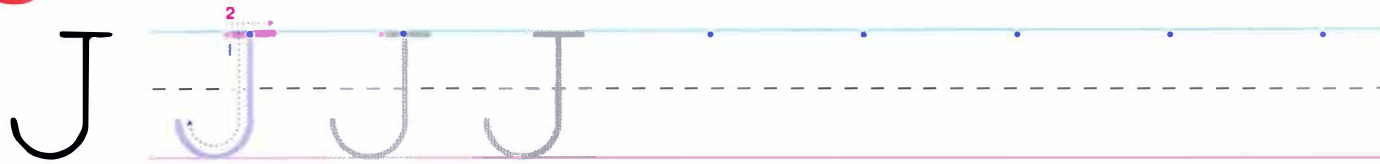
3.



4.



C Trace, write, and say.




D Connect. Then write Jj.



E Listen and chant. 47

I want .





A Listen and repeat. 48¹




Kk

kicking kangaroo


مرجع زبان ایرانیان

B Listen, point, and repeat. 49¹

1.



2.



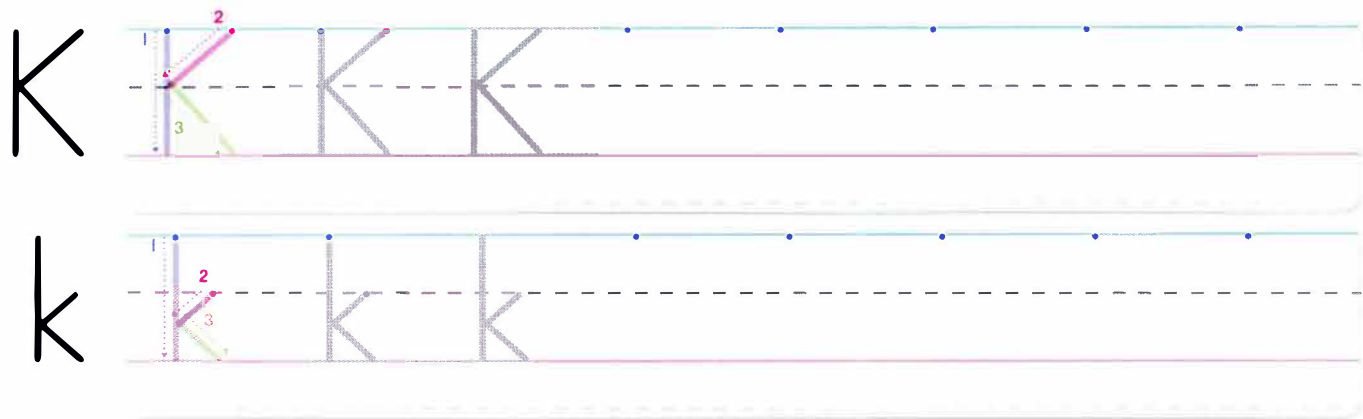
3.



4.



C Trace, write, and say.




D Listen. Then write Kk or cross it out. 50¹



E Listen and chant. 51¹

This is a .






A Listen and repeat. 52



lazy lion

B Listen, point, and repeat. 53

1.



2.



3.



4.




C Trace, write, and say.





D Write L. Then match.

مرجع زبان ایرانیان
بزرگترین آموزشگاه زبان کشور بر بستر وب




E Listen and chant. ^{Unit 1} 54

This is my .



A Which ones begin with the same sound? Circle.

1.



2.



3.



B Listen and circle. ⁵⁵

1.




K L J
l k j

2.



J K L
k l j

3.



L J K
j l k

C Listen and write. ⁵⁶

1.

2.

3.

4.

D Look and listen. Read along. 57



Sight words: that like the and



Review 2

Gg Hh Ii Jj Kk Ll

Song

A Look and listen. Sing along.

disc 1
58



B Listen, circle, and write. ⁵⁹

1.

Illustrations: airplane, girl, house. Writing lines: top, dashed, bottom.

2.

Illustrations: lizard, lamp, kite. Writing lines: top, dashed, bottom.

3.

Illustrations: goat, leaf, key. Writing lines: top, dashed, bottom.

4.

Illustrations: lion, igloo, jar. Writing lines: top, dashed, bottom.

5.



Illustrations: gorilla, juice, sandwich. Writing lines: top, dashed, bottom.

6.

Illustrations: ink, king, hat. Writing lines: top, dashed, bottom.

Gg Hh Ii Jj Kk Ll

C Listen. Do you hear the same sound? Draw 😊 or ☹️. 60¹



D Match and say.

1. G •			• h
2. J •			• k
3. H •			• l
4. I •			• g
5. L •			• j
6. K •			• i

Game

E Play the game.

The board game consists of a central spinner divided into six colored sections, each containing a letter pair: Gg (top, blue), Hh (top-right, green), Ii (right, red), Jj (bottom-right, purple), Kk (bottom, yellow), and Ll (left, orange). A yellow arrow points to the Gg section. The board is surrounded by various illustrations in black-bordered boxes:


- Top row: "End" (red text), a green fruit with a blue and red striped top, a jar of jam with raspberries, a kangaroo, and a black bottle with a white label.
- Second row: a white airplane, a queen in a red and blue outfit with a crown, a yellow gift box, and a blue box with a red apple on top.
- Third row: a yellow house, a yellow lemon, a hot dog in a bun, a yellow and green striped lizard, and a white hard hat.
- Fourth row: a yellow umbrella, a yellow goat, a purple jacket, a grey horse, and a yellow key.
- Bottom row: "Start" (green text), a colorful butterfly, an orange leaf, a girl in a pink shirt and blue skirt, and a yellow hat with a red and white striped band.

Yellow ladders and blue slides are placed on the board, connecting different sections. A yellow ladder is on the left side, a yellow ladder is on the right side, and a yellow ladder is in the center pointing towards the spinner.








A Listen and repeat. disc 2 02

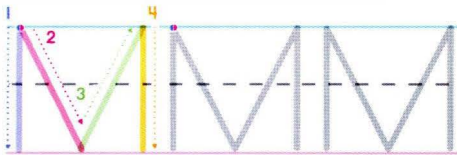



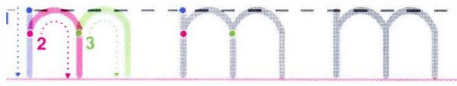

merry monkey

B Listen, point, and repeat. 03



C Trace, write, and say.

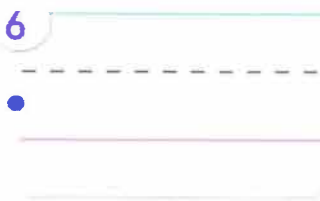
M  

m  

D Listen and write. Then match. ⁰⁴ 04





1     4 

2  5 

3     6 


E Listen and chant. ⁰⁵ 05 

I like the .



A Listen and repeat. 06²



noisy nut

B Listen, point, and repeat. 07²


1.




2.



3.



4.



C Trace, write, and say.

Tracing practice for uppercase 'N' and lowercase 'n'. The first row shows uppercase 'N' with stroke order numbers 1, 2, and 3. The second row shows lowercase 'n' with stroke order numbers 1 and 2. Each letter is followed by a dashed line for tracing and a solid line for independent writing.

D Match and write.

Match and write activity. Four numbered items are shown: 1. A fishing net, 2. A walnut, 3. A nest with two blue eggs, 4. A man's profile with an arrow pointing right. Below each item are two dots for matching. Below the items are four writing lines with dashed lines for tracing, each corresponding to one of the items.

E Listen and chant. 08 

That is a .

Illustrations of a nest with two blue eggs, a man's profile with an arrow pointing right, a walnut, and a fishing net. A dashed line with musical notes connects these items across the top of the page.





A Listen and repeat. 09




orange octopus

B Listen, point, and repeat. 10


1.



2.



3.



4.



C Trace, write, and say.

Tracing practice for uppercase 'O' and lowercase 'o'. The first row shows a large 'O' followed by three circles on a three-line grid: a dashed purple circle with a directional arrow and number '1', a solid grey circle, and another solid grey circle. The second row shows a smaller 'o' followed by three circles on a similar grid: a dashed purple circle with a directional arrow and number '1', a solid grey circle, and another solid grey circle.

D Which ones begin with the **o** sound? Trace and color.

An illustration of a purple octopus with eight tentacles. Each tentacle is holding a different animal or object, each in a numbered circle (1-8). The items are: 1. A cow, 2. A soccer ball, 3. A green envelope, 4. An ostrich, 5. A green olive, 6. A brown egg, 7. A brown goat, 8. A purple octopus. The octopus's body is purple and has a smiling face.

E Listen and chant.



I see the




A row of four illustrations: an ostrich, a purple octopus, a green olive, and a brown cow. Dashed lines with musical notes connect these illustrations to the text 'I see the' above.



A Which ones begin with the same sound? Circle.

1.



2.



3.




B Listen and circle. 12²

1.




M O N
o n m

2.



M N O
n o m


3.




O M N
m n o

C Write.

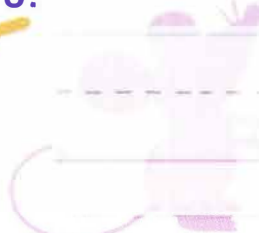
1.



2.



3.






4.



D Look and listen. Read along.


disc 2
13





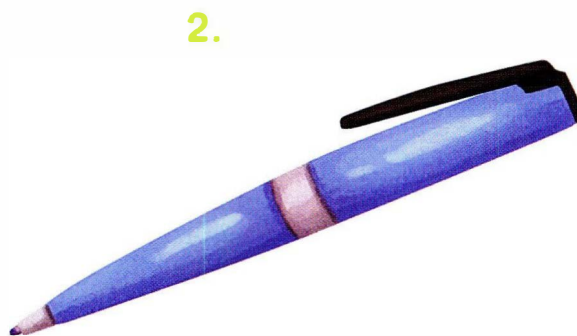

Sight words: no yes your




A Listen and repeat. 14




B Listen, point, and repeat. 15




C Trace, write, and say.



D Which one begins with the p sound? Listen and circle. 16



E Listen and chant. 17 Is that your ?



A Listen and repeat. 18



quiet queen

مرجع زبان ایرانیان

B Listen, point, and repeat. 19



2.




3.






4.



C Trace, write, and say.

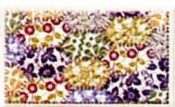


D Match and write.



E Listen and chant. 20²

Is this a ?




A Listen and repeat. 21




racing rabbit

B Listen, point, and repeat. 22

1.




2.



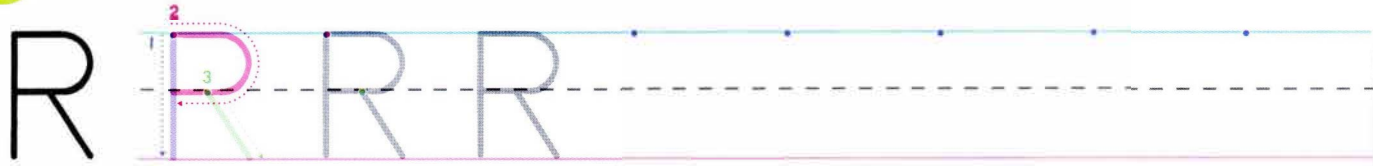
3.




4.



C Trace, write, and say.




D Connect. Then write Rr.




E Listen and chant. 



That is your .



A Which ones begin with the same sound? Circle.



B Listen and circle. disc 24



C Listen and write. disc 25



1.

2.

3.

4.

D Look and listen. Read along. 26



Sight words: am small big

Review 3

Mm Nn Oo Pp Qq Rr

A Look and listen. Sing along.

27

Song






60 Review 3



B Listen, circle, and write. 28




1.

   _____

2.

   _____

3.

   _____




4.

   ? _____

5.






   _____

6.

   _____

Mm Nn Oo Pp Qq Rr

C Listen. Do you hear the same sound? Draw 😊 or ☹️. 29



D Match and say.

1. P •			• r
2. M •			• q
3. Q •			• n
4. O •			• o
5. R •			• m
6. N •			• p

E Play the game.






A Listen and repeat. 30











B Listen, point, and repeat. 31



C Trace, write, and say.

S S S S S S S S S S

D Write Ss. Then match.


1.  2.  3. 
8.  4. 
7.  5. 
6. 

E Listen and chant. 32 

I see the .




A Listen and repeat. 33



tall turtle

B Listen, point, and repeat. 34



C Trace, write, and say.

Tracing practice for uppercase 'T' and lowercase 't'. The first row shows uppercase 'T' with stroke order arrows (1: vertical down, 2: horizontal across) and a dotted 'T' for tracing. The second row shows lowercase 't' with stroke order arrows (1: vertical down, 2: horizontal across) and a dotted 't' for tracing. Both rows have a dashed midline and a solid bottom line.

D Which ones begin with the **t** sound? Trace and color.

A teacher character stands next to a whiteboard with six numbered items for tracing: 1. Tiger, 2. Hand, 3. Table, 4. Turtle, 5. Gift, 6. Tent. Below the items is the Persian text: **مرجع زبان ایرانیان** (Iranian Language Reference) and **بزرگترین آموزشگاه زبان کشور بر بستر وب** (Largest language school in the country on the web).

E Listen and chant. 

That is my .



Decorative footer with letters on boats: Qq, Rr, Ss, Tt, Uu, Vv, Ww, Xx. Includes 'Unit 7' and '67' labels.





A Listen and repeat. ^{disc 2} 36



unhappy umbrella

B Listen, point, and repeat. ^{disc 2} 37



C Trace, write, and say.

U U U U

u u u

D Listen and write. Then match. disc 2 38

1 [writing lines] 2 [writing lines] 3 [writing lines] 4 [writing lines] 5 [writing lines] 6 [writing lines]

[boy in window] [box of oranges] [red umbrella] [boy with ABC] [boy crouching] [purple arrow]


E Listen and chant. disc 2 39

This is an  .




A Listen and repeat. 40²



violet van

B Listen, point, and repeat. 41²

1.



2.



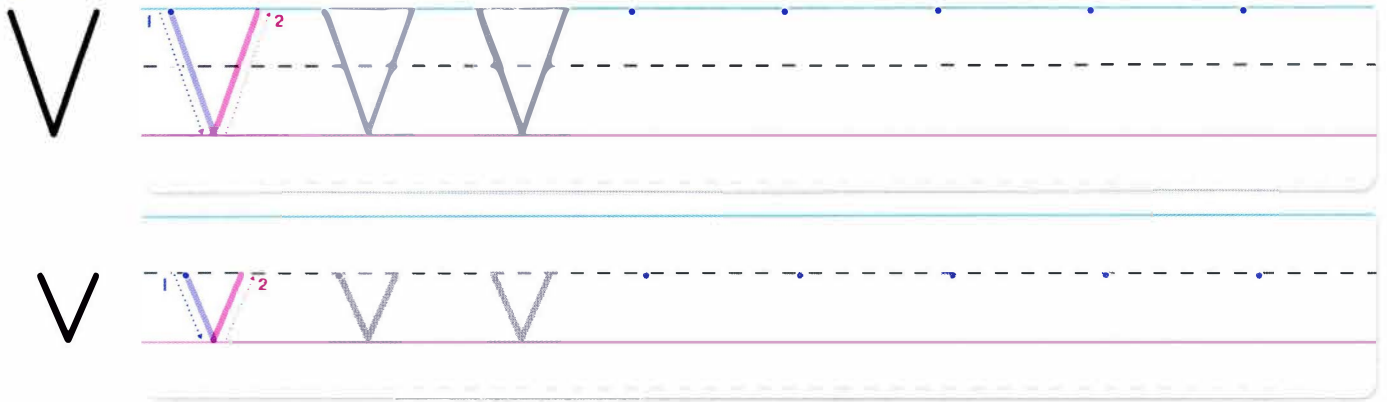
3.




4.



C Trace, write, and say.



D Which one begins with the **v** sound? Listen and circle. 42









E Listen and chant. 43




Is this your ?






A Which ones begin with the same sound? Circle.

1.   

2.   

3.   

4.   

B Listen and circle. disc 2
44


1.  S V U
u s v


2.  S T V
t s v


3.  T S U
u s t


4.  U T V
v t u

C Write.

1. 





2. 

3. 

4. 

D Look and listen. Read along.

disc 2
45




Sight words: hi he do you don't



A Listen and repeat. 46

مرجع زبان ایرانیان




wise wolf

B Listen, point, and repeat. 47

1.



2.



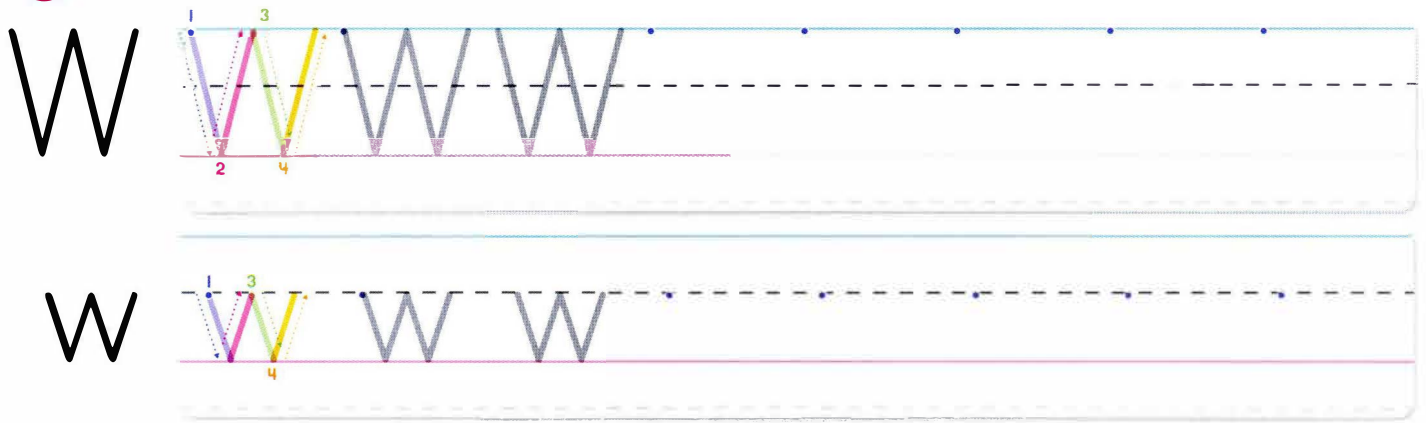
3.



4.




C Trace, write, and say.



D Listen. Then write Ww or cross it out.

disc 2
48


مرجع زبان ایرانیان
بزرگترین آموزشگاه زبان کشور بر بستر وب



E Listen and chant.

49

Do you see a  ?




Unit 8 75



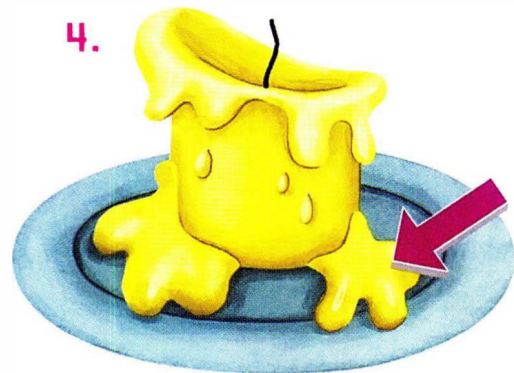



A Listen and repeat. ^{disc 2} 50

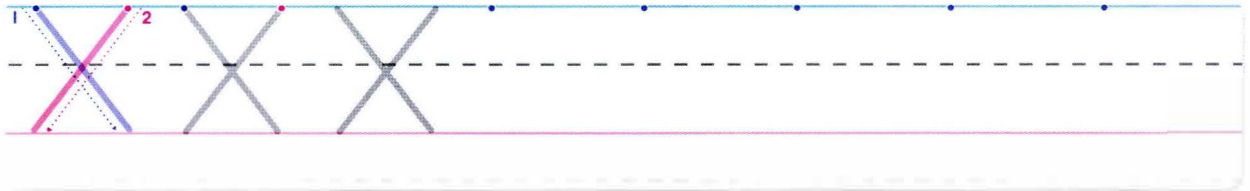


fox in a box

B Listen, point, and repeat. ^{disc 2} 51




C Trace, write, and say.



D Match. Then write Xx.

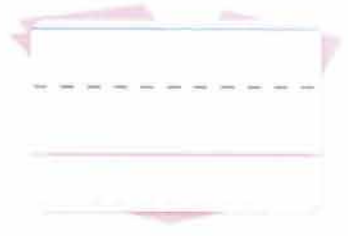
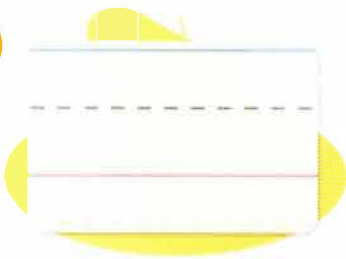
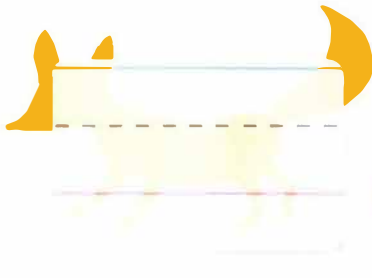
1.



2.



3.



E Listen and chant.

52


Do you see the ?








A Listen and repeat. 53

مرجع زبان ایرانیان



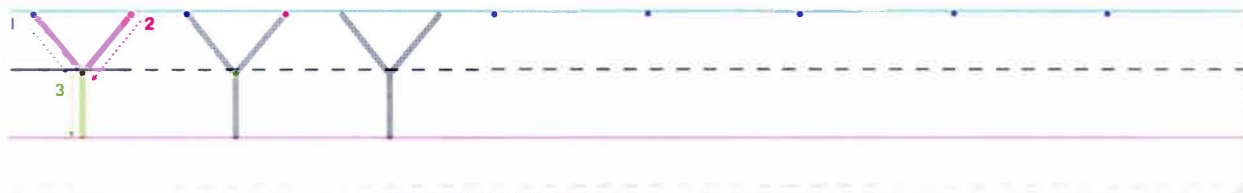
yellow yo-yo

B Listen, point, and repeat. 54



C Trace, write, and say.

Y



y



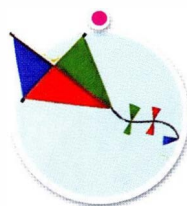
D Listen and write. Then match. ⁵⁵2

1



4

2




5

3

6

E Listen and chant. ⁵⁶2

I don't have a  .





A Listen and repeat. ^{disc 2} 57




zigzag zipper


B Listen, point, and repeat. ^{disc 2} 58



C Trace, write, and say.



D Connect. Then write Zz.



E Listen and chant. 59 

Do you want a  ?



A Which ones have the same sound? Circle.


1. 


2. 


3. 


4. 

B Listen and circle. 60

1.  Z W X
w z x

2.  Z Y X
x z y

3.  Y W Z
y z w

4.  W X Y
y w x

C Listen and write. 61

1. _____

2. _____

3. _____

4. _____


D Look and listen. Read along. disc 2
62


1 That  has a .

That  has a .



2 That  has a .

That  has a .



3 What do you have?



4



I have an _____ !

Sight words: has what



Review

4

Ss Tt Uu Vv Ww Xx Yy Zz

A Look and listen. Sing along.

disc 2
63


Song




B Listen, circle, and write. disc 2 64

1. 

2. 

3. 

4. 

5. 

6. 

7. 

8. 



Ss Tt Uu Vv Ww Xx Yy Zz

C Listen. Do you hear the same sound? Draw 😊 or ☹️. 65

1.



2.



3.



4.



5.



6.



7.



8.



D Match and say.

1. U



S

2. S



W

3. V



t

4. X



u

5. Y



y

6. T



z

7. Z



x







8. W



v

E Play the game.

Start



The Alphabet Song

disc 1
02



Let's sing the alphabet, A B C.
Can you sing the alphabet from A to Z?



Aa



Bb



Cc



Dd



Ee



Ff



Gg



Hh



Ii



Jj



Kk



Ll



Mm



Nn



Oo



Pp



Qq



Rr



Ss



Tt



Uu



Vv



Ww



Xx



Yy





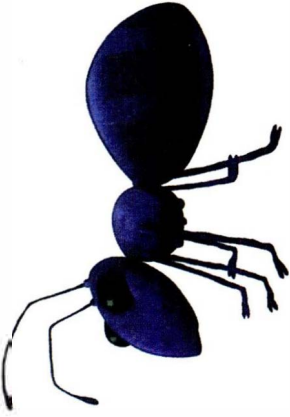


Zz



Now we know the alphabet, A B C.
We can sing the alphabet from A to Z.



Student Cards



Aa

4

Aa

3

Aa

2

Aa

1

Bb

8

Bb

7

Bb

6

Bb

5

Cc

12

Cc

11

Cc

10

Cc

9

Dd

16

Dd

15


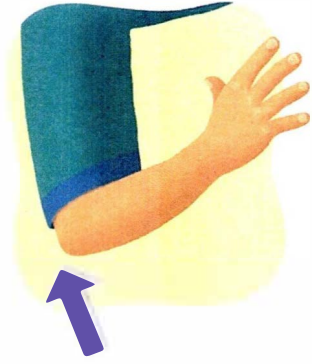
Dd

14

Dd

13





Hh

Hh

Hh

Hh

Gg

Gg

Gg

Gg

Ff

Ff

Ff

Ff





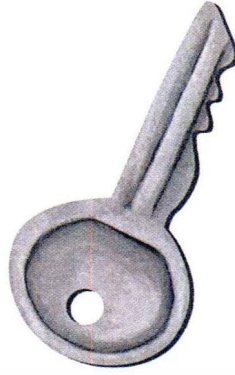


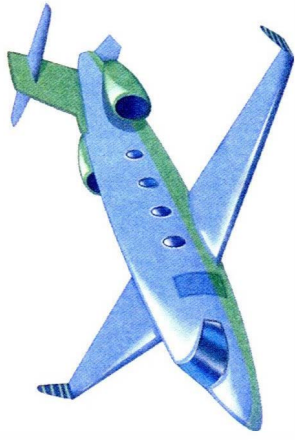
Ee

Ee

Ee

Ee





33

Ii

34

Ii

35

Ii

36

Ii

37

Jj

38

Jj

39

Jj

40

Jj

41

Kk

42

Kk

43

Kk

44

Kk

45

Ll

46

Ll






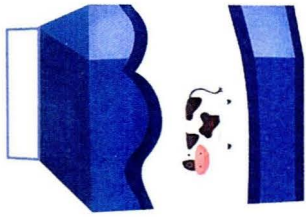


47

Ll

48

Ll





Mm

49

Mm

50

Mm

51

Mm

52

Nn

53

Nn

54

Nn

55

Nn

56

Oo

57

Oo

58

Oo

59

Oo

60

Pp

61

Pp

62




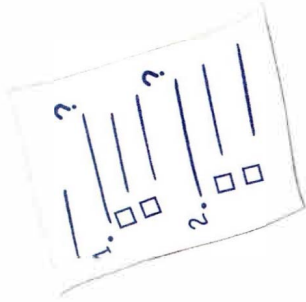


Pp

63

Pp

64







Qq

68

Qq

67

Qq

69

Qq

65

Rr

72

Rr

71

Rr

70

Rr

69

Ss

76

Ss

75

Ss

74

Ss

73

Tt

80

Tt

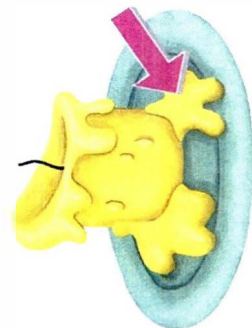






79

Tt

78

Tt

77



Uu

81

Uu

82

Uu

83

Uu

84

Vv

85

Vv

86

Vv

87

Vv

88

Ww

89

Ww

90

Ww

91

Ww

92

Xx

93

Xx

94

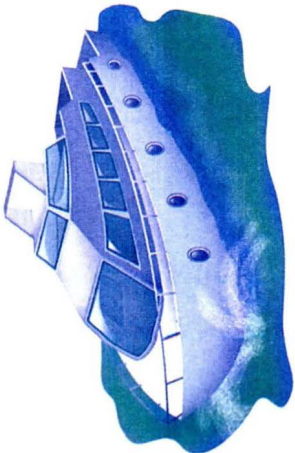

Xx

95

Xx

96







97

Yy

98

Yy

99

Yy

100

Yy

101

Zz

102

Zz

103

Zz

104

Zz

These cards belong to:

Blank space for writing.

Blank space for writing.

Blank space for writing.

Blank space for writing.



Congratulations!

This certifies that



has successfully completed

Oxford Phonics World 1

The Alphabet

on _____.

Signature _____

Date _____



Oxford Phonics World

Let us guide you through the world of phonics...



Oxford Phonics World is the first step on your students' journey into English, leading you through all 44 sounds.

- **Over 150 Phonics Friends** — an angry apple, a big bear, and others — help children remember English sounds.
- **Action songs, chants, and games** encourage children to discover connections between English sounds and letters.
- **Active class activities** develop children's listening, speaking, reading, writing, and spelling skills and provide opportunities to apply them.
- **Multi-ROMs** include fun animations and interactive games, stories, and songs for practice at home.

5 levels of phonics for use before or alongside your English course

- **Student Book with Student Cards and Multi-ROMs**
- **Workbook**
- **Teacher's Book**
- **Phonics Cards**
- **Phonics Readers**
- **Oxford iTools**
Digital Classroom Resources



Authors **Kaj Schwermer, Julia Chang, and Craig Wright**, and musician **Laurie Thain** are experienced teachers and teacher trainers who specialize in phonics instruction.

مجمع زبان ایرانیان
OXFORD
UNIVERSITY PRESS
irLanguage

www.oup.com/elt/oxfordphonicsworld

