

Dolphin Readers 4 Level Four

OXFORD

# City Girl, Country Boy



مجمع زبان ایرانیان  
Oirlanguage



# City Girl, Country Boy

Fiona Kenshole

Name \_\_\_\_\_

Age \_\_\_\_\_

Class \_\_\_\_\_

**OXFORD**  
UNIVERSITY PRESS



## Reading Dolphins

### Notes for teachers & parents


#### Using the book

- 1 Begin by looking at the first story page (page 2). Look at the picture and ask questions about it. Then read the story text under the picture with your students. Use section 1 of the CD for this if possible.
- 2 Teach and check the understanding of any new vocabulary. Note that some of the words are in the **Picture Dictionary** at the back of the book.
- 3 Now look at the activities on the right-hand page. Show the example to the students and instruct them to complete the activities. This may be done individually, in pairs, or as a class.
- 4 Do the same for the remaining pages of the book.
- 5 Retell the whole story more quickly, reinforcing the new vocabulary. Section 2 of the CD can help with this.
- 6 If possible, listen to the expanded story (section 3 of the CD). The students should follow in their books.
- 7 When the book is finished, use the **Picture Dictionary** to check that students understand and remember new vocabulary. Section 4 of the CD can help with this.

#### Using the CD

- 1 The CD contains four sections.
  - 1 The story told slowly, with pauses. Use this during the first reading.
  - 2 It may also be used for "Listen and repeat" activities at any point.
  - 3 The story told at normal speed. This should be used once the students have read the book for the first time.
  - 4 The expanded story. The story is told in a longer version. This will help the students understand English when it is spoken faster, as they will now know the story and the vocabulary.
- 4 Vocabulary. Each word in the **Picture Dictionary** is spoken and then used in a simple sentence.





Tim lives on a farm in the country. He is on his way to visit his cousin Anna in the city. Anna and her mother are waiting to meet him at the train station.


This is Tim's first visit to the big city. He is very excited.



Check  true or false.

	True	False
① Tim lives in the country.	<input checked="" type="checkbox"/>	<input type="checkbox"/>
② Tim is going to visit his cousin.	<input type="checkbox"/>	<input type="checkbox"/>
③ Tim is going to the city.	<input type="checkbox"/>	<input type="checkbox"/>
④ Tim is on the train.	<input type="checkbox"/>	<input type="checkbox"/>
⑤ Anna is Tim's cousin.	<input type="checkbox"/>	<input type="checkbox"/>
⑥ Tim often goes to the city.	<input type="checkbox"/>	<input type="checkbox"/>
⑦ Tim's uncle is waiting for him.	<input type="checkbox"/>	<input type="checkbox"/>
⑧ Tim is very excited.	<input type="checkbox"/>	<input type="checkbox"/>
⑨ He can see an airplane through the train window.	<input type="checkbox"/>	<input type="checkbox"/>
⑩ He can see tall buildings.	<input type="checkbox"/>	<input type="checkbox"/>





Tim is in Anna's apartment, at the top of a tall building.

"Wow! Look at all those buildings. Look at all those cars and buses. The people are so small. They look like ants from up here. You're really lucky, Anna."



1 What does Tim see on page 4?

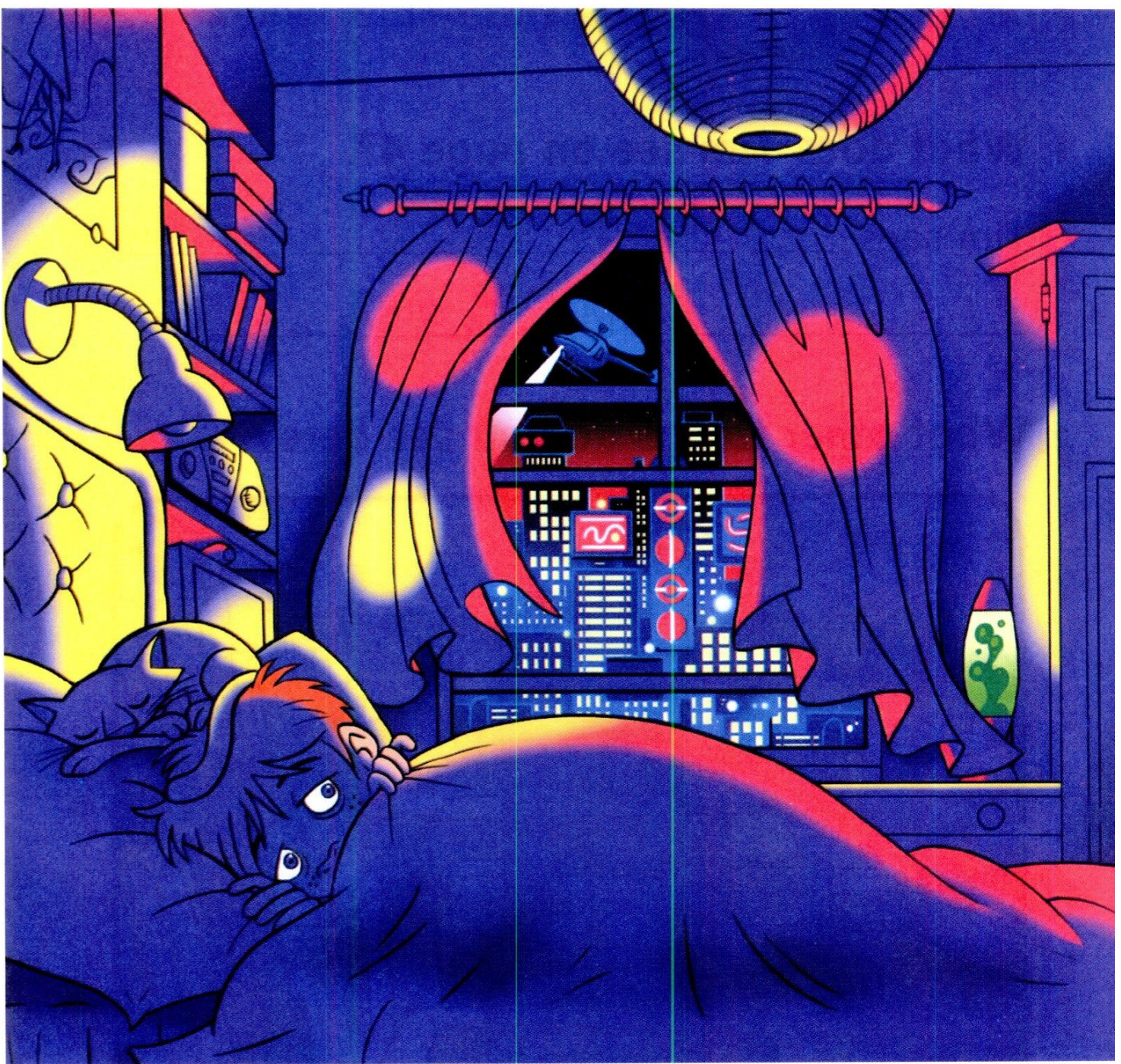
Tim sees buildings, \_\_\_\_\_,  
\_\_\_\_\_, and \_\_\_\_\_.

2 What other things do you see here?



I see \_\_\_\_\_, \_\_\_\_\_,  
\_\_\_\_\_, and \_\_\_\_\_.





It is midnight. Anna is asleep. Tim is in a big, comfortable bed, but he cannot sleep. There are a lot of lights. He can hear a fire engine, some police cars, a big motorcycle, and there is a helicopter flying overhead.

The city is really noisy at night.



## Answer the questions.

① What time is it?

It is midnight.

② Is Anna in bed?

\_\_\_\_\_

③ Is Anna sleeping?

\_\_\_\_\_

④ Is Tim in bed?

\_\_\_\_\_

⑤ Is Tim sleeping?

\_\_\_\_\_

⑥ Why can't he sleep?

\_\_\_\_\_


⑦ What can he hear?

\_\_\_\_\_

⑧ Can you sleep well in the city?

\_\_\_\_\_

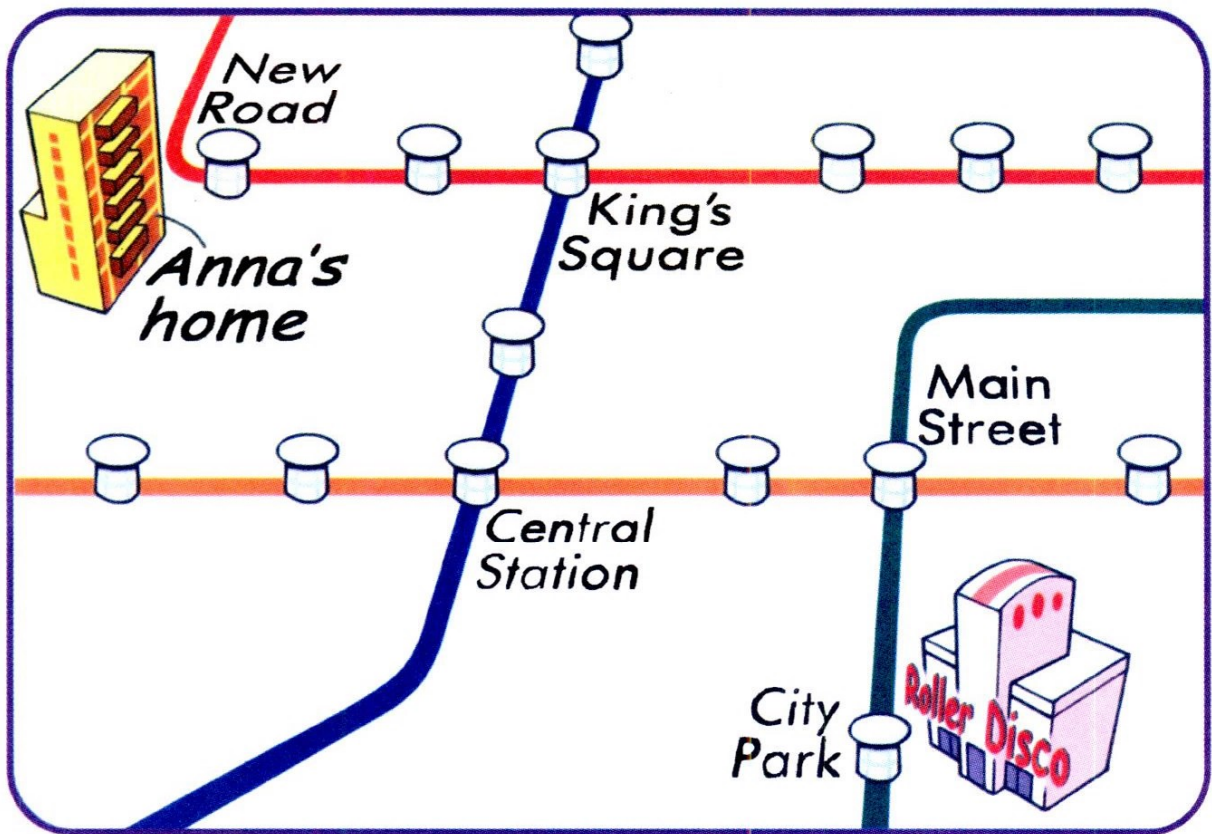




The next morning, they are on the subway. Anna is taking Tim to a roller disco. There are so many people on the subway. It's dirty and crowded, and they cannot sit down. Tim is getting very tired.




How did they get to the roller disco?  
Complete.



They took the red line from New Road to \_\_\_\_\_ station. Then they changed to the \_\_\_\_\_ line and took the train to \_\_\_\_\_. Then they took the \_\_\_\_\_ line and changed at \_\_\_\_\_ station, and then they took the \_\_\_\_\_ line and got off at \_\_\_\_\_ station.





“Isn’t it great?” says Anna. “I come here every week with my friends. Isn’t the music wonderful?”


“The music is too loud!” says Tim.

“Put on your rollerblades and let’s go!”

“But everyone is skating so fast! I can’t skate that fast!”



Look at the pictures. Complete using the words in the box.



bed big cake city coffee cold hot  
noisy soft sweater sweet weather

1 The weather is too cold.

2 The \_\_\_\_\_ is too \_\_\_\_\_.


3 The \_\_\_\_\_ is too \_\_\_\_\_.

4 The \_\_\_\_\_ is too \_\_\_\_\_.

5 The \_\_\_\_\_ is too \_\_\_\_\_.

6 The \_\_\_\_\_ is too \_\_\_\_\_.





“Did you enjoy the roller disco?” asks Anna.

“It was OK.”


“I’m so thirsty. I really need this drink.”

“What’s it called?” asks Tim.

“It’s a Timbuktu Twist.”

“It looks great! How do you drink it?”






## How do you make a Timbuktu Twist?

Check  seven things.

- You need a tall glass and a straw.
- Open your pencil case.
- Buy some pizza at the supermarket.
- Pour orange juice into the glass.
- Cut an apple into small squares.
- Take your dog for a walk.
- Put the apple squares in with the juice.
- Call your friend on the telephone.
- Add some ice cream.
- Add some nice green mint sauce.
- Cut up a lemon and put it on top.
- Sit down on a comfortable chair.





Tim and Anna are walking home. They have to cross a big road. The light changes, so they start to walk across the road. Suddenly, a big yellow taxi turns the corner. It is going too fast and it almost hits them.



## Rearrange the words.

- ① Anna's Tim cousin is

Tim is Anna's cousin.

- ② the went they roller to together disco

\_\_\_\_\_

- ③ are Anna and Tim home walking

\_\_\_\_\_

- ④ the is green light

\_\_\_\_\_

- ⑤ fast taxi going too is the

\_\_\_\_\_

- ⑥ the and in Tim are road Anna

\_\_\_\_\_


- ⑦ children the hits almost taxi the

\_\_\_\_\_

- ⑧ afraid Anna Tim are and

\_\_\_\_\_





“It’s time for me to go back to the country,” says Tim.

“I hope you had a good time,” says Anna.

“It was OK, thank you. It’s your turn to visit me in the country.”

“OK. That sounds wonderful.”




**Put the sentences in order.**

**Number them 1–12.**

- They took the subway.
- They went to Anna's apartment.
- They walked home.
- They went to the roller disco.
- Tim asked Anna to visit him on the farm.
- 1 Tim went to the city by train.
- They had a drink called a Timbuktu Twist.
- Tim saw a beautiful view of the city.
- A taxi almost hit them.
- Anna and her mother met him at the station.
- Tim went back to the country.
- Tim could not sleep.





Anna is visiting Tim in the country for the first time. Tim's father is driving them home from the train station. Anna is happy. She loves animals, so she wants to see the farm.

“Welcome to the country!” says Tim.



## Rearrange the words.

① opens David door front the

David opens the front door.

② David's Alan neighbor is

③ with he wants David baseball play to

④ play often they together baseball


⑤ baseball play park in the they

⑥ them plays May with sometimes

⑦ baseball has glove Alan a

⑧ a bat has baseball David





“It’s so beautiful here!” says Anna. “Look at all the animals.”

“Yes, we have cows, sheep, chickens, ducks, and a pony called Star.”

“You’re so lucky, Tim!”

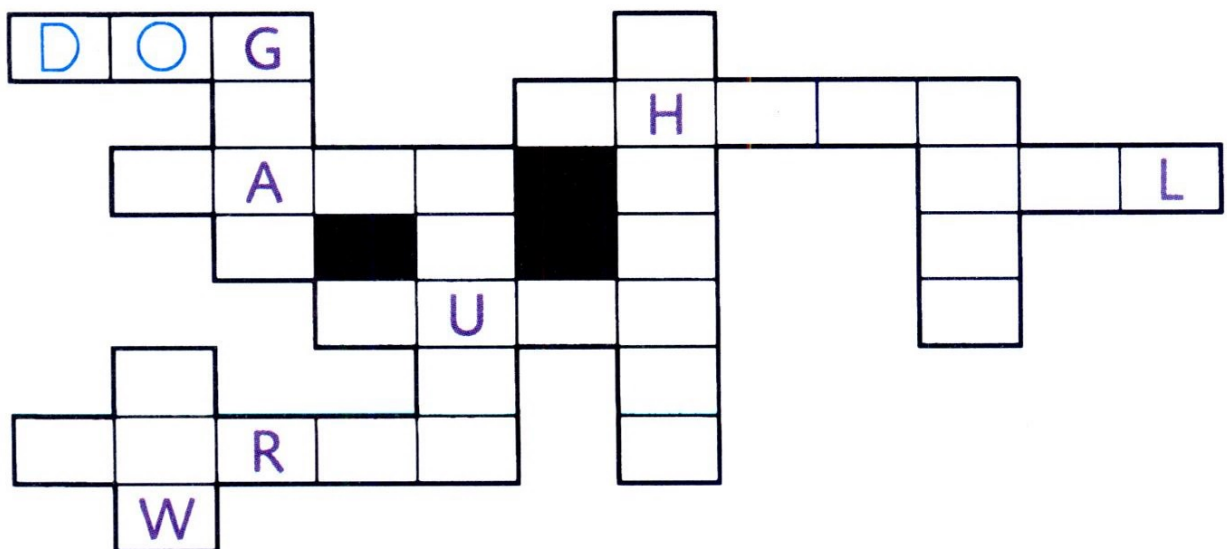


# 1 Connect.

- chicken •
- cow •
- dog •
- duck •
- farm •
- goat •
- horse •
- mouse •
- owl •
- pony •
- sheep •



# 2 Use the words in Activity 1 to complete the crossword.







ir language  
مجمع زبان ایرانیان



It is nine o'clock. Everyone except Anna is asleep. Her eyes are wide open but she can't see anything because it is so dark. She can hear the farm animals. There's an owl at the window. It makes a sound like a ghost. Anna is afraid.



## Circle the words and make a sentence.

Anna	eats	off	the	big	town
Tim	comes	from	an	small	city

1 Anna comes from the big city.

It	is	not	o'clock	to	night
They	am	nine	seventy	at	morning

2 \_\_\_\_\_

Tim	is	afraid	of	a	dog
Anna	are	cold	to	an	owl

3 \_\_\_\_\_


Anna	is	not	in	the	dark
It	cannot	see	on	a	house

4 \_\_\_\_\_

The	owl	today	is	a	apple
A	cat	sounds	like	an	ghost

5 \_\_\_\_\_





The next day, Tim and Anna are outside. It's a beautiful day. Tim shows Anna how to ride his pony. Tim rides very well. It looks easy. Now it's Anna's turn, but it's not that easy.

“Hold on tight, Anna,” says Tim.



**1 Rewrite and punctuate the story.**

the next morning tim and anna are at school  
it's a rainy day tim shows anna how to use a  
computer tim types very quickly it looks easy  
now it's anna's turn but it's not that easy you  
are doing very well anna says tim

The next morning, Tim and Anna  
are at school.

---

---

---

---

---

**2 Write another story about Tim and Anna.**

---

---

---

---

---






Later Tim takes Anna out in a boat. They are both fishing.

“Are you sure there are fish in this pond?” asks Anna. “I’m getting bored.”  
“Bored? Just wait a few more minutes.”



Make sentences about Anna and Tim.  
Use the words in the water.



Anna lives in the city.

Anna \_\_\_\_\_

Tim \_\_\_\_\_

Tim \_\_\_\_\_

Anna and Tim \_\_\_\_\_

Anna and Tim \_\_\_\_\_





“Wow, you caught a big one,” says Tim.  
But Anna falls into the water.


“Help!” she says. “I can’t swim.”

“It’s OK! The water isn’t deep,” says  
Tim. “Just stand up.”




## Where did Tim and Anna go? Connect.

Tim took Anna to see the farm. They walked from the farmhouse to the chicken house, then down the road to the barn. They got on the pony and went through the forest to see the sheep. Then they walked over a bridge into a field with cows in it and they had a picnic under an apple tree. Then they crossed the river and went down to the pond. They took a boat to the island.







Back at home in the city, Anna calls Tim.  
“Did you have a good time?” asks Tim.  
“It was OK, but I prefer the city.”  
“You prefer the city and I prefer the  
country,” says Tim.  
“See you, Tim”  
“OK. Goodbye.”



## Complete.

Tim \_\_\_\_\_ in the country.

He goes to visit his \_\_\_\_\_

Anna in the \_\_\_\_\_. Tim sees many

\_\_\_\_\_, people, and cars in \_\_\_\_\_

city. They go to the roller \_\_\_\_\_ and a

restaurant. Tim doesn't \_\_\_\_\_ the city

\_\_\_\_\_ much.



Anna \_\_\_\_\_ to visit Tim in

the \_\_\_\_\_. She sees many


\_\_\_\_\_ there. They \_\_\_\_\_ a pony

and they go \_\_\_\_\_. Anna catches a

\_\_\_\_\_, and falls into the \_\_\_\_\_.

Anna \_\_\_\_\_ like the country very

\_\_\_\_\_. She \_\_\_\_\_ the city.





# Picture Dictionary

boat



fire engine



bridge



fish



chicken



goat



cow



helicopter



duck



horse





island



rollerblades



light



sheep



owl



subway



pony



swim




road





# Dolphin Readers



**Dolphin Readers** are available at five levels, from Starter to 4.

The Dolphins series covers four major themes:

**Grammar, Living Together,  
The World Around Us, Science and Nature.**

For each theme, there are two titles at every level.

Activity Books are available for all Dolphins.

All Dolphins are available on audio CD.

(2 TITLES ON EACH CD  SEE TABLE BELOW)

Teacher's Notes are available at [www.oup.com/elt/dolphins](http://www.oup.com/elt/dolphins)

	Grammar	Living Together	The World Around Us	Science and Nature
Starter	<ul style="list-style-type: none"> <li>Silly Squirrel</li> <li>Monkeying Around</li> </ul>	<ul style="list-style-type: none"> <li>My Family</li> <li>A Day with Baby</li> </ul>	<ul style="list-style-type: none"> <li>Doctor, Doctor</li> <li>Moving House</li> </ul>	<ul style="list-style-type: none"> <li>A Game of Shapes</li> <li>Baby Animals</li> </ul>
Level 1	<ul style="list-style-type: none"> <li>Meet Molly</li> <li>Where Is It?</li> </ul>	<ul style="list-style-type: none"> <li>Little Helpers</li> <li>Jack the Hero</li> </ul>	<ul style="list-style-type: none"> <li>On Safari</li> <li>Lost Kitten</li> </ul>	<ul style="list-style-type: none"> <li>Number Magic</li> <li>How's the Weather?</li> </ul>
Level 2	<ul style="list-style-type: none"> <li>Double Trouble</li> <li>Super Sam</li> </ul>	<ul style="list-style-type: none"> <li>Candy for Breakfast</li> <li>Lost!</li> </ul>	<ul style="list-style-type: none"> <li>A Visit to the City</li> <li>Matt's Mistake</li> </ul>	<ul style="list-style-type: none"> <li>Numbers, Numbers Everywhere</li> <li>Circles and Squares</li> </ul>
Level 3	<ul style="list-style-type: none"> <li>Students in Space</li> <li>What Did You Do Yesterday?</li> </ul>	<ul style="list-style-type: none"> <li>New Girl in School</li> <li>Uncle Jerry's Great Idea</li> </ul>	<ul style="list-style-type: none"> <li>Just Like Mine</li> <li>Wonderful Wild Animals</li> </ul>	<ul style="list-style-type: none"> <li>Things That Fly</li> <li>Let's Go to the Rainforest</li> </ul>
Level 4	<ul style="list-style-type: none"> <li>The Tough Task</li> <li>Yesterday, Today, and Tomorrow</li> </ul>	<ul style="list-style-type: none"> <li>We Won the Cup</li> <li>Up and Down</li> </ul>	<ul style="list-style-type: none"> <li>Where People Live</li> <li>City Girl, Country Boy</li> </ul>	<ul style="list-style-type: none"> <li>In the Ocean</li> <li>Go, Gorillas, Go</li> </ul>





# City Girl, Country Boy

Fiona Kenshole

Illustrated by Geo Parkin

Dolphin Readers are an exciting and varied series of readers for young learners.

Covering a range of topics, both fiction and non-fiction, they are available at five levels.

All titles are also available on audio CD.

## Dolphin Readers

Series Editor: Craig Wright

● Starter Level  
175 Headwords

● Level 1  
275 Headwords

● Level 2  
425 Headwords

● Level 3  
525 Headwords

→ ○ Level 4  
625 Headwords

City Girl, Country Boy  
0 19 440112 X

City Girl, Country Boy Activity Book  
0 19 440173 1

City Girl, Country Boy Audio CD  
0 19 440219 3

Teacher's Handbook  
0 19 440221 5

OXFORD  
UNIVERSITY PRESS

ir language  
مگزبان ايرانيان



www.oup.com/elt

DOLPHIN READERS  
CITY GIRL, COUNTRY BOY  
OXFORD