



Dolphin Readers 3 Level Three

OXFORD

Just Like Mine



ir language
مركز زبان ایرانیان

Just Like Mine

Richard Northcott

Name _____

Age _____

Class _____

OXFORD
UNIVERSITY PRESS

Reading Dolphins

Notes for teachers & parents


Using the book

- 1 Begin by looking at the first story page (page 2). Look at the picture and ask questions about it. Then read the story text under the picture with your students. **Use section 1 of the CD for this if possible.**
- 2 Teach and check the understanding of any new vocabulary. Note that some of the words are in the **Picture Dictionary** at the back of the book.
- 3 Now look at the activities on the right-hand page. Show the example to the students and instruct them to complete the activities. This may be done individually, in pairs, or as a class.
- 4 Do the same for the remaining pages of the book.
- 5 Retell the whole story more quickly, reinforcing the new vocabulary. **Section 2 of the CD can help with this.**
- 6 **If possible, listen to the expanded story (section 3 of the CD). The students should follow in their books.**
- 7 When the book is finished, use the **Picture Dictionary** to check that students understand and remember new vocabulary. **Section 4 of the CD can help with this.**

Using the CD

The CD contains four sections.

- 1 The story told slowly, with pauses. Use this during the first reading. It may also be used for "Listen and repeat" activities at any point.
- 2 The story told at normal speed. This should be used once the students have read the book for the first time.
- 3 The expanded story. The story is told in a longer version. This will help the students understand English when it is spoken faster, as they will now know the story and the vocabulary.
- 4 Vocabulary. Each word in the **Picture Dictionary** is spoken and then used in a simple sentence.



iranlanguage
مجموعه زبان ایرانیان

Bianca is a student in Grade Four.
She likes to wear beautiful clothes.
“Are these your sunglasses, Bianca?”
asks her teacher.
“Oh yes! My sunglasses.”

Connect.

Her name
is Bianca.

This is her
teacher.

Bianca is
a student.





Bianca is in
Grade Four.


This is her
classroom.

These are her
sunglasses.

This is her
sweater.

These are her
sneakers.






“Mommy! Why are you wearing those sunglasses? They are just like mine!”


“I’m sorry, Bianca. Let’s go shopping to make you happy.”

Write.

jeans sunglasses sneakers
cap sweater backpack hair

sunglasses





“Oh no! Look at that dog.

Its hair looks just like mine.”

“I’m sorry, Miss,” says the driver.

“I want to be special,” says Bianca.

Write **Yes, No** or **I don't know**.

① Bianca is at the supermarket.

No. _____

② Bianca is getting out of the car.

③ They are at the department store.

④ Bianca has a brother.

⑤ The driver is wearing a cap.

⑥ Bianca has a dog.

⑦ The car is blue.



Bianca is looking at shoes.

“Mommy, look! Those sneakers are just like mine!”

“I’m sorry, dear. Let’s buy a new pair for you.”

Connect and answer the question.



Ray •



Brad •





Melanie •



Paddy •



Greg •



Ray does not wear sandals.

Paddy, Brad, and Greg wear white shoes.

Brad and Greg's shoes are old.

Greg's shoes are the biggest.

Who has black sneakers? _____



“You see Mommy! That girl has a pink sweater. It’s just like mine. I want a new sweater.”

“All right, dear,” says Mom.

How much are these? Write.

The sweater costs twenty-three dollars.

The socks cost two dollars.

The cap costs ten dollars.

The sneakers cost eighteen dollars.

The jeans cost twenty-one dollars

The backpack costs fifteen dollars.





“Why are you so unhappy, dear?”

“I want to be special Mommy, but I see many things just like mine.”

“Don’t be silly, Bianca.”

Complete the sentences.

- ① We can buy
T-shirts
on the third floor.

- ② We can buy

on the fourth floor.

- ③ We can buy jeans on
the _____.

- ④ We can buy caps on
the _____.

- ⑤ We can buy _____ on
the first floor.

- ⑥ We can buy sunglasses on the
_____.





irlanguage
مجمع زبان ایرانیان

“See, Mommy. I am not silly.
Look at this doll. She has jeans just
like mine. I don’t like this doll.”
“I’m sorry, dear,” says Mom.

Rearrange the words.

① is Bianca student a

Bianca is a student.

② to beautiful likes wear clothes she


③ the store they in department are

④ happy is not she

⑤ wearing is Bianca jeans

⑥ pair , the a jeans has of too doll

⑦ jeans are Bianca's blue



“What do you want to buy, Bianca?” asks Mom.

“I need a new cap because this man has one just like mine.”

“That’s fine, dear,” says Mom.

Answer the questions.

- ① Where are Bianca and her mother?

They're in the sports department.

- ② What are they doing?

- ③ What is Bianca's mother buying?


- ④ How many rackets is she buying?

- ⑤ What does Bianca want to buy?

- ⑥ Why does she want to buy one?

- ⑦ What other sports equipment do you see?

- ⑧ What do you want to buy in this shop?



Language
موسسه زبان ایرانیان

“Why aren’t you drinking your juice, Bianca? It’s very good.”

“I don’t want to drink it, Mommy. I am not thirsty.”

“Are you sure, dear?”

Connect.

a Why aren't you drinking your juice?

b Why aren't you swimming?

c Why aren't you doing your homework?

d Why aren't you riding your bicycle?

e Why aren't you eating?

f Why aren't you sleeping?

g Why aren't you reading your book?

1 It's broken.

2 It's too difficult.

3 I'm not thirsty.

4 It's too cold.

5 I had a bad dream.

6 I forgot it at home.

7 I'm not hungry.

A blue line connects question 'a' to answer '1'.



“It’s time to go home, Bianca.”

“Good idea, Mommy.”


“Right. Let’s go,” says Mom.

“You see! That woman has a backpack just like mine.”

What does Bianca see?
Put the sentences in
order, 1 to 6.



- Then she sees jeans like hers.
- Finally she sees a backpack like hers.
- 1 Bianca goes shopping with her mother. She sees a lot of things like hers.
- First she sees sneakers like hers.
- Then she sees a cap like hers.
- Then she sees a pink sweater just like hers.



“Excuse me. Is this your backpack?” asks the woman.

“It looks just like mine,” says Bianca.

“Yes, it is mine. Thank you.”

“You’re welcome.”

Write the story.

This is a story about a girl,
named _____. She is a _____
in Grade _____. She likes to wear
_____ clothes. She _____
want to be like other people. She likes to
be _____. Her _____ takes
her to the _____ store. Bianca is
very _____, because she sees
many people wearing things _____
like hers. Then, Bianca _____ a
woman with a _____ like hers.
She is _____ happy. The woman
_____ her the backpack. It is
_____ backpack. Bianca is a
_____ girl.

Picture Dictionary


backpack



dream




cap



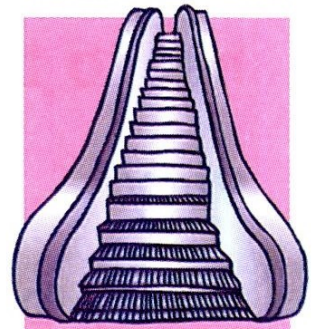
driver



classroom




escalator



clothes



jeans




doll



money



racket



socks




sandals




sunglasses



shoes



sweater




sneakers



T-shirt



Dolphin Readers



Dolphin Readers are available at five levels, from Starter to 4.

The Dolphins series covers four major themes:

**Grammar, Living Together,
The World Around Us, Science and Nature.**

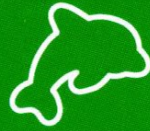
For each theme, there are two titles at every level.

Activity Books are available for all Dolphins.

All Dolphins are available on audio CD.
(2 TITLES ON EACH CD  SEE TABLE BELOW)

Teacher's Notes are available at www.oup.com/elt/dolphins

	Grammar	Living Together	The World Around Us	Science and Nature
Starter	<ul style="list-style-type: none"> Silly Squirrel Monkeying Around 	<ul style="list-style-type: none"> My Family A Day with Baby 	<ul style="list-style-type: none"> Doctor, Doctor Moving House 	<ul style="list-style-type: none"> A Game of Shapes Baby Animals
Level 1	<ul style="list-style-type: none"> Meet Molly Where Is It? 	<ul style="list-style-type: none"> Little Helpers Jack the Hero 	<ul style="list-style-type: none"> On Safari Lost Kitten 	<ul style="list-style-type: none"> Number Magic How's the Weather?
Level 2	<ul style="list-style-type: none"> Double Trouble Super Sam 	<ul style="list-style-type: none"> Candy for Breakfast Lost! 	<ul style="list-style-type: none"> A Visit to the City Matt's Mistake 	<ul style="list-style-type: none"> Numbers, Numbers Everywhere Circles and Squares
Level 3	<ul style="list-style-type: none"> Students in Space What Did You Do Yesterday? 	<ul style="list-style-type: none"> New Girl in School Uncle Jerry's Great Idea 	<ul style="list-style-type: none"> Just Like Mine Wonderful Wild Animals 	<ul style="list-style-type: none"> Things That Fly Let's Go to the Rainforest
Level 4	<ul style="list-style-type: none"> The Tough Task Yesterday, Today, and Tomorrow 	<ul style="list-style-type: none"> We Won the Cup Up and Down 	<ul style="list-style-type: none"> Where People Live City Girl, Country Boy 	<ul style="list-style-type: none"> In the Ocean Go, Gorillas, Go



Just Like Mine

Richard Northcott

Illustrated by Jan McCafferty

Dolphin Readers are an exciting and varied series of readers for young learners.

Covering a range of topics, both fiction and non-fiction, they are available at five levels.

All titles are also available on audio CD.

Dolphin Readers

Series Editor: Craig Wright

● Starter Level
175 Headwords

● Level 1
275 Headwords

● Level 2
425 Headwords

→ ○ Level 3
525 Headwords

● Level 4
625 Headwords

Just Like Mine
978 0 19 440103 6

Just Like Mine Activity Book
978 0 19 440164 7

Just Like Mine Audio CD
978 0 19 440215 6

Teacher's Handbook
978 0 19 440221 7

OXFORD
UNIVERSITY PRESS

irlanguage
مدرسة اللغة ايرلندية

www.oup.com/elt



Dolphin Readers

Just Like Mine

OXFORD