



Dolphin Readers 2 Level Two

OXFORD

# Super Sam



irlanguage

مجمع زبان ایرانیان



# Super Sam

Craig Wright

Name \_\_\_\_\_

Age \_\_\_\_\_

Class \_\_\_\_\_

**OXFORD**  
UNIVERSITY PRESS

# Reading Dolphins

## Notes for teachers & parents

### Using the book

- 1 Begin by looking at the first story page (page 2). Look at the picture and ask questions about it. Then read the story text under the picture with your students. **Use section 1 of the CD for this if possible.**
- 2 Teach and check the understanding of any new vocabulary. Note that some of the words are in the **Picture Dictionary** at the back of the book.
- 3 Now look at the activities on the right-hand page. Show the example to the students and instruct them to complete the activities. This may be done individually, in pairs, or as a class.
- 4 Do the same for the remaining pages of the book.
- 5 Retell the whole story more quickly, reinforcing the new vocabulary. **Sections 2 and 3 of the CD can help with this.**
- 6 **If possible, listen to the expanded story (section 4 of the CD). The students should follow in their books.**
- 7 When the book is finished, use the **Picture Dictionary** to check that students understand and remember new vocabulary. **Section 5 of the CD can help with this.**

### Using the CD

The CD contains five sections.

- 1 The story told slowly, with pauses. Use this during the first reading. It may also be used for “Listen and repeat” activities at any point.
- 2 The story told at normal speed. This should be used once the students have read the book for the first time.
- 3 The story chanted. Students may want to chant along with the story.
- 4 The expanded story. The story is told in a longer version. This will help the students understand English when it is spoken faster, as they will now know the story and the vocabulary.
- 5 Vocabulary. Each word in the **Picture Dictionary** is spoken and then used in a simple sentence.



This is Todd and Emma.  
They are good friends.  
They are at Todd's house.  
Todd is reading a comic book.

# Write. Use these words:

house    girl    friends    boy  
sofa    comic book

1



Todd is a

boy

2




Emma is a

3




They are good

4



They are at Todd's

5



They are sitting on a

6



Todd is reading a



ir language  
مرکز زبان ایرانیان

Who is he?

He is my favorite superhero.

What is his name?

His name is Super Sam.

He is the best.

Circle **yes** or **no** .

① Todd is sitting on a sofa.

**yes**  
no

② Emma is running.

yes  
no

③ Emma has a comic book.

yes  
no

④ Todd is reading.

yes  
no

⑤ Super Sam is a superhero.

no

⑥ Todd is a superhero.


yes  
no

⑦ Emma is a superhero.

yes  
no

⑧ Super Sam is in the comic book.

yes  
no



What are these?

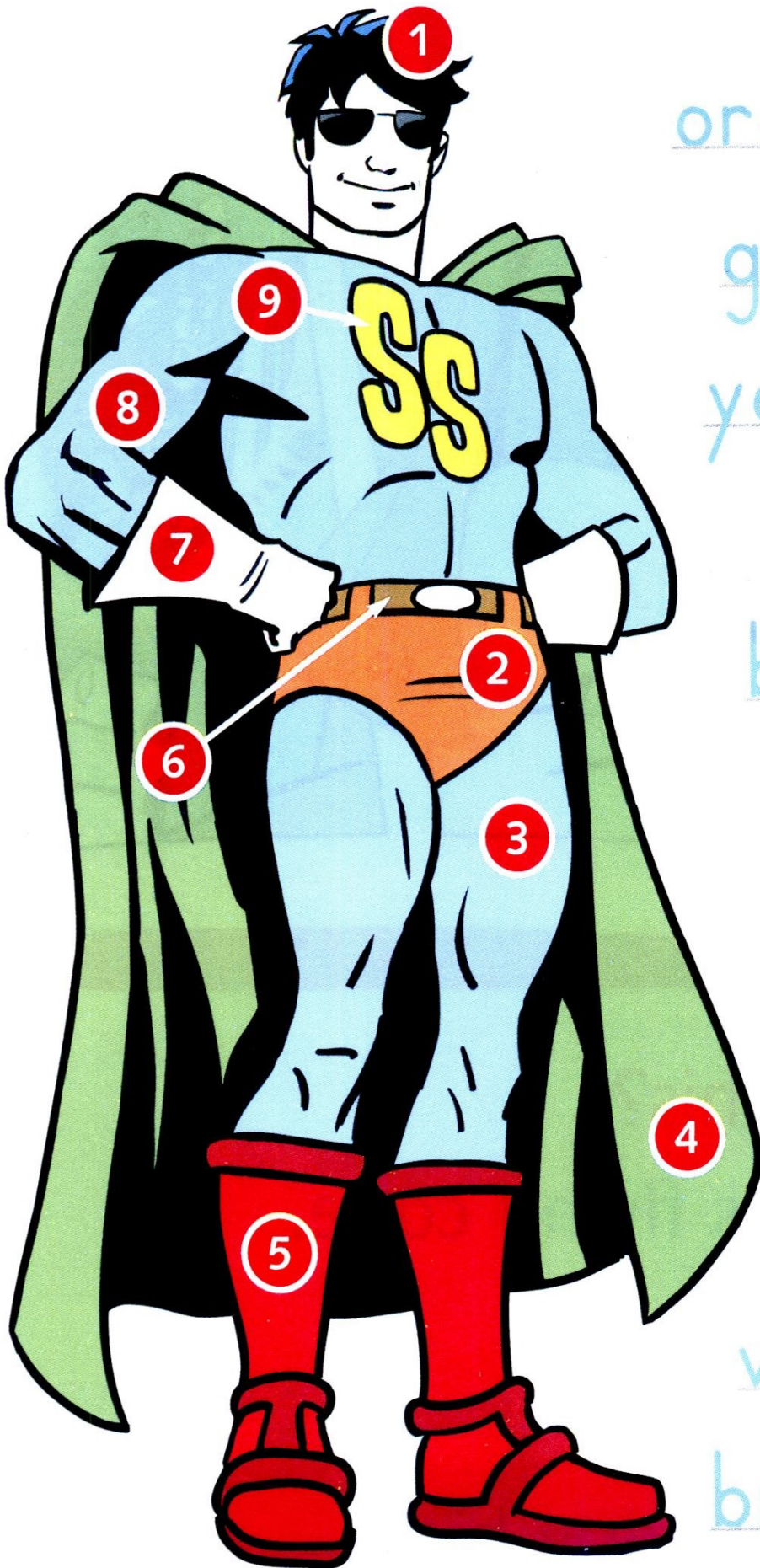
Those are his super boots.

What can he do?

He can jump very high  
and run very fast.



Trace and number.



blue

orange

green

yellow

boot

black

head


red

leg

arm

white

brown



What is this?


That is his flying cape.

Can he fly?


Yes, he can.

He can fly very high.


# Circle and answer.


- ① What is **this** / **these**? 


That is his flying cape.

- ② What are **this** / **these**? 

- ③ **Is** / **Can** he fly? 

- ④ Can he **run** / **jump** very high? 

- ⑤ **Who** / **What** is his name? 



Are these sunglasses?

No, they are his super glasses.

What can he do with them?

He can see through doors and walls.

Circle **yes** or **no** .

1 Super Sam has wings.

yes

no

2 Super Sam can fly.

yes

no

3 Todd likes Super Sam.

yes

no

4 Todd has glasses.

yes

no

5 Super Sam can run very fast.

yes

no

6 Emma is Todd's sister.

yes

no

7 Emma can fly.

yes

no

8 Emma can see through walls.

yes

no



What's wrong?

Super Sam can fly, but I cannot. He can run fast and jump high, but I cannot. I want to be like Super Sam.

## Rewrite the sentence correctly.

① ~~Super Sam~~ is sad.

Todd is sad.

② Todd can fly.

③ Emma can run very fast.

④ Emma has a comic book.

⑤ Emma can jump high.

⑥ Emma wants to fly like Super Sam.



Can Super Sam read a book?

No, he cannot.

Can you read a book?

Yes, I can.

You can read, but he cannot.



# Answer the questions.

① Can Todd fly?

No, he cannot.

② Can Super Sam fly?

③ Can you fly?

④ Can Todd read?

⑤ Can Super Sam read?

⑥ Can Super Sam jump?

⑦ Can you read?



ir language  
مرکز زبان ایرانیان



Can you write a story?

Yes, I can.

Can Super Sam write a story?

No, he can't. I can write a story but he cannot.

# Circle and write.

- 1 **jump**  
**read** very high



I can jump very high.

- 2 **run**  
**write** a story



I can \_\_\_\_\_.

- 3 **read**  
**fly** a book



I can \_\_\_\_\_.

- 4 **see**  
**run** very fast



He can \_\_\_\_\_.

- 5 **run**  
**fly** very high



He can \_\_\_\_\_.



Do you have a computer?

Yes, I do. I like my computer.

Does Super Sam use a  
computer?

No, he doesn't.

## Rearrange the words.

① superhero is Super Sam a.

Super Sam is a superhero.

② read can a book Todd.

---

③ a can story Todd write.

---

④ cannot write Super Sam a story.

---

⑤ computer a Todd has.

---


⑥ a computer cannot Super Sam use.

---



Don't be sad, Todd. Super Sam can fly, and jump high. You can read, and write stories. He has super glasses, but you have a computer.

# Add the missing words.



1 This is Todd.

2 Todd \_\_\_\_\_ boy.

3 He \_\_\_\_\_ read  
\_\_\_\_\_ book.

4 He \_\_\_\_\_ fly.

5 He \_\_\_\_\_  
\_\_\_\_\_ computer.


6 This \_\_\_\_\_ Super Sam.

7 He \_\_\_\_\_  
\_\_\_\_\_ very high.

8 He can \_\_\_\_\_.

9 He \_\_\_\_\_  
\_\_\_\_\_ a story.

10 He \_\_\_\_\_ super  
\_\_\_\_\_ glasses.





You're right!  
I can read and I can write.  
I can use a computer.  
I am not a superhero.  
I am a super student!



# Answer the questions.



① Can you read a book?

---

② Can you use a computer?

---

③ Can you write a story?

---

④ Can you run very fast?

---

⑤ Do you have super glasses?

---



⑥ Do you like to read comic books?

---

⑦ Are you a super student?

---


# Picture Dictionary



jump




sofa



leg



wall



read



wing




run



write



# Dolphin Readers



**Dolphin Readers** are available at five levels, from Starter to 4.

The Dolphins series covers four major themes:

**Grammar, Living Together,  
The World Around Us, Science and Nature.**

For each theme, there are two titles at every level.

Activity Books are available for all Dolphins.

All Dolphins are available on audio CD.  
(2 TITLES ON EACH CD SEE TABLE BELOW)

Teacher's Notes are available at [www.oup.com/elt/dolphins](http://www.oup.com/elt/dolphins)

	Grammar	Living Together	The World Around Us	Science and Nature
Starter	<ul style="list-style-type: none"> <li>Silly Squirrel</li> <li>Monkeying Around</li> </ul>	<ul style="list-style-type: none"> <li>My Family</li> <li>A Day with Baby</li> </ul>	<ul style="list-style-type: none"> <li>Doctor, Doctor</li> <li>Moving House</li> </ul>	<ul style="list-style-type: none"> <li>A Game of Shapes</li> <li>Baby Animals</li> </ul>
Level 1	<ul style="list-style-type: none"> <li>Meet Molly</li> <li>Where Is It?</li> </ul>	<ul style="list-style-type: none"> <li>Little Helpers</li> <li>Jack the Hero</li> </ul>	<ul style="list-style-type: none"> <li>On Safari</li> <li>Lost Kitten</li> </ul>	<ul style="list-style-type: none"> <li>Number Magic</li> <li>How's the Weather?</li> </ul>
Level 2	<ul style="list-style-type: none"> <li>Double Trouble</li> <li>Super Sam</li> </ul>	<ul style="list-style-type: none"> <li>Candy for Breakfast</li> <li>Lost!</li> </ul>	<ul style="list-style-type: none"> <li>A Visit to the City</li> <li>Matt's Mistake</li> </ul>	<ul style="list-style-type: none"> <li>Numbers, Numbers Everywhere</li> <li>Circles and Squares</li> </ul>
Level 3	<ul style="list-style-type: none"> <li>Students in Space</li> <li>What Did You Do Yesterday?</li> </ul>	<ul style="list-style-type: none"> <li>New Girl in School</li> <li>Uncle Jerry's Great Idea</li> </ul>	<ul style="list-style-type: none"> <li>Just Like Mine</li> <li>Wonderful Wild Animals</li> </ul>	<ul style="list-style-type: none"> <li>Things That Fly</li> <li>Let's Go to the Rainforest</li> </ul>
Level 4	<ul style="list-style-type: none"> <li>The Tough Task</li> <li>Yesterday, Today and Tomorrow</li> </ul>	<ul style="list-style-type: none"> <li>We Won the Cup</li> <li>Up and Down</li> </ul>	<ul style="list-style-type: none"> <li>Where People Live</li> <li>City Girl, Country Boy</li> </ul>	<ul style="list-style-type: none"> <li>In the Ocean</li> <li>Go, Gorillas, Go</li> </ul>



# Super Sam

Craig Wright

Dolphin Readers are an exciting and varied series of readers for young learners.

Covering a range of topics, both fiction and non-fiction, they are available at five levels.

**All titles are also available on audio CD.**

Cover illustration by Kev Hopgood

## Dolphin Readers

Series Editor: Craig Wright

- Starter Level  
175 Headwords
- Level 1  
275 Headwords
- Level 2  
425 Headwords
- Level 3  
525 Headwords
- Level 4  
625 Headwords

Super Sam  
978 0 19 440092 3  
Super Sam Activity Book  
978 0 19 440153 1  
Super Sam Audio CD  
978 0 19 440209 5  
Teacher's Handbook  
978 0 19 440221 7

**OXFORD**  
UNIVERSITY PRESS

