



Dolphin Readers 2 Level Two

OXFORD

# Lost!



ir language

مجموعه زبان ایرانیان



# Lost!

Jacqueline Martin

Name \_\_\_\_\_

Age \_\_\_\_\_

Class \_\_\_\_\_

**OXFORD**  
UNIVERSITY PRESS

## Reading Dolphins

### Notes for teachers & parents


#### Using the book

- 1 Begin by looking at the first story page (page 2). Look at the picture and ask questions about it. Then read the story text under the picture with your students. **Use section 1 of the CD for this if possible.**
- 2 Teach and check the understanding of any new vocabulary. Note that some of the words are in the **Picture Dictionary** at the back of the book.
- 3 Now look at the activities on the right-hand page. Show the example to the students and instruct them to complete the activities. This may be done individually, in pairs, or as a class.
- 4 Do the same for the remaining pages of the book.
- 5 Retell the whole story more quickly, reinforcing the new vocabulary. **Sections 2 and 3 of the CD can help with this.**
- 6 **If possible, listen to the expanded story (section 4 of the CD). The students should follow in their books.**
- 7 When the book is finished, use the **Picture Dictionary** to check that students understand and remember new vocabulary. **Section 5 of the CD can help with this.**

#### Using the CD

The CD contains five sections.

- 1 The story told slowly, with pauses. Use this during the first reading. It may also be used for “Listen and repeat” activities at any point.
- 2 The story told at normal speed. This should be used once the students have read the book for the first time.
- 3 The story chanted. Students may want to chant along with the story.
- 4 The expanded story. The story is told in a longer version. This will help the students understand English when it is spoken faster, as they will now know the story and the vocabulary.
- 5 Vocabulary. Each word in the **Picture Dictionary** is spoken and then used in a simple sentence.



irLanguage  
مرکز زبان ایرانیان

Come on, James. Let's go to  
the store.

Can I buy some candy, please?

OK.

Circle **yes** or **no** .

① James is a boy.

yes

no

② James is with his mom.

yes

no

③ James has a red shirt.

yes

no

④ James has the keys.

yes

no

⑤ James is going to the store.

yes

no

⑥ James is going to school.

yes

no

⑦ James wants some candy.

yes

no

⑧ It's a hot day.


yes

no





We need to buy apples, bananas, bread, eggs, juice, milk, and rice. James, can you get the milk and juice, please?

# Write.

① I like to eat  bread .

② I like to drink  \_\_\_\_\_ .


③  \_\_\_\_\_ is good for you.

④  \_\_\_\_\_ is white.

⑤  \_\_\_\_\_ come from a hen.

⑥  \_\_\_\_\_ grow on trees.

⑦  \_\_\_\_\_ are yellow.



irlanguage  
مگزبان ایلانین **ir**

Juice and milk.  
Oh, look. What is that?  
It is a balloon! I want it.



# Find and write.

Rich

Jill

Tina

Greg

Strawberry milk carton

Cereal

Apples

Bread

- 1 Rich wants apples
- 2 Jill wants \_\_\_\_\_
- 3 Tina wants \_\_\_\_\_
- 4 Greg wants \_\_\_\_\_



Oh, no! Where is James?

Who is James?

He is my son. He has black hair.

# Write and connect.

apples

b

m

e







r

f

o

j

b





Oh, no! I cannot get it.  
Where is Mom? Where am I?  
I am lost.

Circle **yes** or **no** .

1 James is in the supermarket.

yes

no

2 The balloon is blue.

yes

no

3 James is lost.

yes

no

4 James has the balloon.

yes

no

5 James is with his mom.

yes

no

6 Can you see cars in  
the street?


yes

no

7 Can you see trees in  
the street?

yes

no




ir language  
مجموعه زبان ایرانیان

Hello.

Hello, what's wrong?

I cannot find my mommy.

# Trace and count.



pencils


crayons

rulers

erasers

pens

notebooks



ir language  
مرجع زبان ایرانیان

Oh dear! Don't worry.  
Come on.  
Let's go to the police station.



## Rearrange the words.

① lost is James.

James is lost.

② old years is He seven.

③ cannot mother He find his.

④ in shop He a is.

⑤ woman James helps A.



Good morning. What's the matter?

I'm lost. I cannot find my mommy.

# What can you see on page 16?

Circle **yes** or **no** .

1 Is there a ruler?

**yes**  
no

2 Is there a girl?

**yes**  
no

3 Is there a pen?

**yes**  
no

4 Is there a sandwich?

**yes**  
no

5 Is there a notebook?

**yes**  
no

6 Is there a phone?


**yes**  
no

7 Is there a police officer?

**yes**  
no

8 Is there an eraser?

**yes**  
no



What is your name?

James Lee.

How old are you?

I am seven years old.

## Circle.

- ① James is am seven years old.
- ② James is a girl boy.
- ③ James is on in the police station.
- ④ The police officer is are asking questions.
- ⑤ James is happy lost.
- ⑥ The woman is looking at in James.
- ⑦ James is asking answering questions.
- ⑧ James can cannot find his mother.



What is your telephone number, James?

It is 357642.

Let's call your mother. Three, five, seven, six, four, two.

## Rearrange the words.

- ① Lee His is James name.


His name is James Lee.

- ② a has James shirt red.
- 

- ③ police station the James in is.
- 

- ④ 357642 is telephone number His.
- 

- ⑤ wants go James home to.
-



irlanguage  
مركز زبان ایرانیان

James! Are you OK?

Yes, mommy. I am not lost.

Thank you so much!

You're welcome!




## Write. Tell the story.

- 1 James and his mother go to the supermarket.
- 2 James sees a yellow b\_\_\_\_\_.
- 3 James w\_\_\_\_\_ the balloon.
- 4 James gets l\_\_\_\_\_.
- 5 James goes into a s\_\_\_\_\_.
- 6 James goes to the police s\_\_\_\_\_.
- 7 Mom says t\_\_\_\_\_ you.

# Picture Dictionary


apple




egg




balloon



eraser



banana



fish



bread



hair



candy



hen



crayon



juice



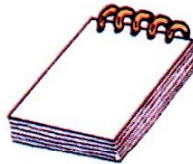
milk



police officer



notebook



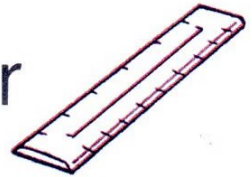
rice




orange




ruler




pen




sandwich



pencil




tree



phone



# Dolphin Readers



**Dolphin Readers** are available at five levels, from Starter to 4.

The Dolphins series covers four major themes:

## **Grammar, Living Together, The World Around Us, Science and Nature.**

For each theme, there are two titles at every level.

Activity Books are available for all Dolphins.

All Dolphins are available on audio CD.  
(2 TITLES ON EACH CD  SEE TABLE BELOW)

Teacher's Notes are available at [www.oup.com/elt/dolphins](http://www.oup.com/elt/dolphins)

	Grammar	Living Together	The World Around Us	Science and Nature
Starter	<ul style="list-style-type: none"> <li>Silly Squirrel</li> <li>Monkeying Around</li> </ul> 	<ul style="list-style-type: none"> <li>My Family</li> <li>A Day with Baby</li> </ul> 	<ul style="list-style-type: none"> <li>Doctor, Doctor</li> <li>Moving House</li> </ul> 	<ul style="list-style-type: none"> <li>A Game of Shapes</li> <li>Baby Animals</li> </ul> 
Level 1	<ul style="list-style-type: none"> <li>Meet Molly</li> <li>Where Is It?</li> </ul> 	<ul style="list-style-type: none"> <li>Little Helpers</li> <li>Jack the Hero</li> </ul> 	<ul style="list-style-type: none"> <li>On Safari</li> <li>Lost Kitten</li> </ul> 	<ul style="list-style-type: none"> <li>Number Magic</li> <li>How's the Weather?</li> </ul> 
Level 2	<ul style="list-style-type: none"> <li>Double Trouble</li> <li>Super Sam</li> </ul> 	<ul style="list-style-type: none"> <li>Candy for Breakfast</li> <li>Lost!</li> </ul> 	<ul style="list-style-type: none"> <li>A Visit to the City</li> <li>Matt's Mistake</li> </ul> 	<ul style="list-style-type: none"> <li>Numbers, Numbers Everywhere</li> <li>Circles and Squares</li> </ul> 
Level 3	<ul style="list-style-type: none"> <li>Students in Space</li> <li>What Did You Do Yesterday?</li> </ul> 	<ul style="list-style-type: none"> <li>New Girl in School</li> <li>Uncle Jerry's Great Idea</li> </ul> 	<ul style="list-style-type: none"> <li>Just Like Mine</li> <li>Wonderful Wild Animals</li> </ul> 	<ul style="list-style-type: none"> <li>Things That Fly</li> <li>Let's Go to the Rainforest</li> </ul> 
Level 4	<ul style="list-style-type: none"> <li>The Tough Task</li> <li>Yesterday, Today and Tomorrow</li> </ul> 	<ul style="list-style-type: none"> <li>We Won the Cup</li> <li>Up and Down</li> </ul> 	<ul style="list-style-type: none"> <li>Where People Live</li> <li>City Girl, Country Boy</li> </ul> 	<ul style="list-style-type: none"> <li>In the Ocean</li> <li>Go, Gorillas, Go</li> </ul> 



# Lost!

Jacqueline Martin

Illustrated by Garry Davies

Dolphin Readers are an exciting and varied series of readers for young learners.

Covering a range of topics, both fiction and non-fiction, they are available at five levels.

**All titles are also available on audio CD.**

## Dolphin Readers

Series Editor: Craig Wright

● Starter Level  
175 Headwords

● Level 1  
275 Headwords

→ ○ Level 2  
425 Headwords

● Level 3  
525 Headwords

● Level 4  
625 Headwords

Lost!

0 19 440093 X

Lost! Activity Book

0 19 440155 3

Lost! Audio CD

0 19 440210 X

Teacher's Handbook

0 19 440221 5

**OXFORD**  
UNIVERSITY PRESS

**irlanguage**  
مجمع زبان ایرانیان

