

Dolphin Readers 2 Level Two

OXFORD

Circles and Squares



Iranian language
مجموعه زبان ایرانیان



Circles and Squares

Rebecca Brooke

Name _____

Age _____

Class _____

OXFORD
UNIVERSITY PRESS

Reading Dolphins

Notes for teachers & parents

Using the book

- 1 Begin by looking at the first story page (page 2). Look at the picture and ask questions about it. Then read the story text under the picture with your students. **Use section 1 of the CD for this if possible.**
- 2 Teach and check the understanding of any new vocabulary. Note that some of the words are in the **Picture Dictionary** at the back of the book.
- 3 Now look at the activities on the right-hand page. Show the example to the students and instruct them to complete the activities. This may be done individually, in pairs, or as a class.
- 4 Do the same for the remaining pages of the book.
- 5 Retell the whole story more quickly, reinforcing the new vocabulary. **Sections 2 and 3 of the CD can help with this.**
- 6 **If possible, listen to the expanded story (section 4 of the CD). The students should follow in their books.**
- 7 When the book is finished, use the **Picture Dictionary** to check that students understand and remember new vocabulary. **Section 5 of the CD can help with this.**

Using the CD

The CD contains five sections.

- 1 The story told slowly, with pauses. Use this during the first reading. It may also be used for "Listen and repeat" activities at any point.
- 2 The story told at normal speed. This should be used once the students have read the book for the first time.
- 3 The story chanted. Students may want to chant along with the story.
- 4 The expanded story. The story is told in a longer version. This will help the students understand English when it is spoken faster, as they will now know the story and the vocabulary.
- 5 Vocabulary. Each word in the **Picture Dictionary** is spoken and then used in a simple sentence.

Class 4 project



Every Tuesday morning Mary has art class at her school. Mary is not happy. She hates art.

Circle.

1 Today is **Tuesday** **Thursday**.

2 Mary is **on** **at** school.

3 **She** **He** is not happy.



4 Mary is a **teacher** **student**.


5 Mary **likes** **hates** art.

6 Mary is **in** **outside** the art class.

7 It is **morning** **afternoon**.

8 I **like** **hate** art class.





Mary is sitting at her desk.
She cannot draw very well.
“It’s too hard,” she says.

Complete the sentences.

cold easy big slow
hot hard fast

① $1+1=2$ It's easy .

② $2,463 \div 473 + \sqrt{46}$ It's _____ .

③  It's _____ .

④  It's _____ .

⑤  It's _____ .


⑥  It's _____ .

⑦  It's _____ .



David is Mary's friend.
He loves art class.
He can draw very well.

What color is it? Number.



green

orange

blue


red

black

brown

purple


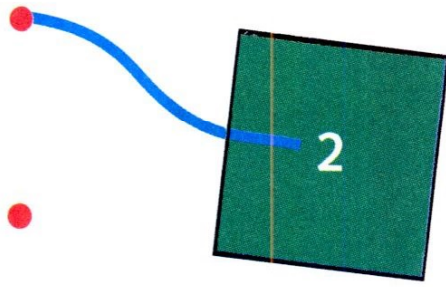
yellow




David is sitting next to Mary.
“I can help you,” says David.
“Drawing is easy. I draw
shapes to help me.”

Write and connect.

square



t_____



o_____



c_____



r_____



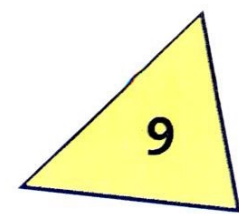
s_____



d_____



h_____



t_____



irLanguage
مرجع زبان ایرانیان

“Look,” says David.

“You can draw a house using triangles and squares.”

Circle.

① Mary
David draws a house.

② David draws two
one house.

③ David draws a cat
house.

④ David draws a house with squares
circles.

⑤ He draws it with ovals
triangles.

⑥ He draws it with a heart
rectangle.

⑦ The house has two squares
triangles.

⑧ David loves
hates art class.




“Can you draw animals with shapes?” asks Mary.

“Yes, I can,” says David.

Circle **yes** or **no**.

- 1 Mary wants to draw people. **yes**
no
- 2 Mary wants to draw animals. **yes**
no
- 3 David never draws shapes. **yes**
no
- 4 Mary can draw animals. **yes**
no
- 5 Mary is sitting at her desk. **yes**
no
- 6 David hates art. **yes**
no
- 7 Mary is showing David how to draw. **yes**
no
- 8 David says that drawing is easy. **yes**
no



David shows Mary how to draw a dog.

“You can use circles, triangles, and ovals,” he says.

Write and connect.

pencil

d

r

c

p

e

f

b


p




1




2



3



4



5




6




7




8



9







David shows Mary how to draw a farmer.

“You can use rectangles and diamonds,” he says.

How many?




circles	<input type="text" value="7"/>	rectangles	<input type="text"/>
ovals	<input type="text"/>	diamonds	<input type="text"/>
squares	<input type="text"/>	triangles	<input type="text"/>



“Now it’s your turn. Try and draw a cat,” says David.
“You can use ovals and triangles.”


Circle.

- ① Mary is drawing.
David
- ② Mary is drawing a cat.
dog
- ③ Mary is drawing with ovals.
squares
- ④ Mary is drawing with a pencil.
pen
- ⑤ Mary is showing her how to draw.
David
- ⑥ Mary is happy.
sad
- ⑦ Mary's cat has a tail.
no
- ⑧ The cat's tail is a triangle.
rectangle



Now Mary can draw all on her own. She draws a picture of a beautiful farm.

How many?



sheep

horses

dogs

cats

cows

rabbits

Class 4 project



Mary likes art now, and she loves art class on Tuesday mornings.

Complete the sentences.

cat class loves Tuesday
house shapes farm draw


- 1 Every Tuesday morning Mary has art class.
- 2 David loves art _____ .
- 3 David helps Mary to _____ .
- 4 David draws _____ to help him.
- 5 David can draw a _____ with triangles and squares.
- 6 Mary draws a _____ .
- 7 Then Mary draws a _____ .
- 8 Now Mary _____ art class.

Picture Dictionary

black




desk



blue



diamond




brown




green




circle




heart



cow



horse



orange



rectangle



oval




red



paint




sheep




purple



square




rabbit



triangle



Dolphin Readers



Dolphin Readers are available at five levels, from Starter to 4.

The Dolphins series covers four major themes:

**Grammar, Living Together,
The World Around Us, Science and Nature.**

For each theme, there are two titles at every level.

Activity Books are available for all Dolphins.

All Dolphins are available on audio CD.
(2 TITLES ON EACH CD  SEE TABLE BELOW)

Teacher's Notes are available at www.oup.com/elt/dolphins

	Grammar	Living Together	The World Around Us	Science and Nature
Starter	<ul style="list-style-type: none"> Silly Squirrel Monkeying Around 	<ul style="list-style-type: none"> My Family A Day with Baby 	<ul style="list-style-type: none"> Doctor, Doctor Moving House 	<ul style="list-style-type: none"> A Game of Shapes Baby Animals
Level 1	<ul style="list-style-type: none"> Meet Molly Where Is It? 	<ul style="list-style-type: none"> Little Helpers Jack the Hero 	<ul style="list-style-type: none"> On Safari Lost Kitten 	<ul style="list-style-type: none"> Number Magic How's the Weather?
Level 2	<ul style="list-style-type: none"> Double Trouble Super Sam 	<ul style="list-style-type: none"> Candy for Breakfast Lost! 	<ul style="list-style-type: none"> A Visit to the City Matt's Mistake 	<ul style="list-style-type: none"> Numbers, Numbers Everywhere Circles and Squares
Level 3	<ul style="list-style-type: none"> Students in Space What Did You Do Yesterday? 	<ul style="list-style-type: none"> New Girl in School Uncle Jerry's Great Idea 	<ul style="list-style-type: none"> Just Like Mine Wonderful Wild Animals 	<ul style="list-style-type: none"> Things That Fly Let's Go to the Rainforest
Level 4	<ul style="list-style-type: none"> The Tough Task Yesterday, Today and Tomorrow 	<ul style="list-style-type: none"> We Won the Cup Up and Down 	<ul style="list-style-type: none"> Where People Live City Girl, Country Boy 	<ul style="list-style-type: none"> In the Ocean Go, Gorillas, Go



Circles and Squares

Rebecca Brooke

Illustrated by Mark Ruffle

Dolphin Readers are an exciting and varied series of readers for young learners.

Covering a range of topics, both fiction and non-fiction, they are available at five levels.

All titles are also available on audio CD.

Dolphin Readers

Series Editor: Craig Wright

○ Starter Level
175 Headwords

● Level 1
275 Headwords

→ ○ Level 2
425 Headwords

● Level 3
525 Headwords

● Level 4
625 Headwords

Circles and Squares
0 19 440094 8

Circles and Squares Activity Book
0 19 440159 6

Circles and Squares Audio CD
0 19 440212 6

Teacher's Handbook
0 19 440221 5

OXFORD
UNIVERSITY PRESS

irlanguage
مجمع زبان ایرانیان



www.oup.com/elt