



NEW BIG

FUN

Student's Book

Mario Herrera
Barbara Hojel



Including
CD ROM
with
Games & Stories

New Big Fun 3 CD-ROM

Unit Activities

1. Concentration
2. Matching
3. Sorting
4. Multiple Choice
5. Painting
6. Story Time
7. Sequence
8. Drag and Drop
9. Look and Find

Animat

1. Who Is She?
2. Are You OK?
3. Where Is Meg?
4. We Need Books!
5. Lunch with Grandma
6. At the Store
7. At the Zoo
8. Camping



SINGLE-USER LICENSE AGREEMENT

BY PURCHASING OR USING THIS SOFTWARE, YOU ACCEPT THE TERMS AND CONDITIONS OF THIS LICENSE AGREEMENT. IF YOU DO NOT AGREE TO THESE TERMS AND CONDITIONS, YOU SHOULD NOT INSTALL OR USE THE SOFTWARE.

SOFTWARE LICENSE: This software is licensed to you for personal use only. It may not be copied, distributed, or used in any other way without the express written permission of Pearson Education, Inc. This software is provided as is, without warranty of any kind, either express or implied, including but not limited to the implied warranties of merchantability and fitness for a particular purpose. The software is provided on a non-exclusive basis.

RESALE: This software may not be resold, rented, leased, or otherwise distributed, in whole or in part, without the express written permission of Pearson Education, Inc.

TERM AND TERMINATION: This license is granted for a limited time period. If you do not comply with the terms and conditions of this license, this license shall terminate automatically, and you shall stop using the software immediately. All rights in and to the software shall revert to Pearson Education, Inc. upon termination of this license.

ENTIRE AGREEMENT: This license agreement constitutes the entire agreement between you and Pearson Education, Inc. regarding the use of this software.

GOVERNING LAW: This license agreement shall be governed by the laws of the United States of America.

ASSIGNMENT: This license agreement may not be assigned, transferred, or otherwise conveyed to any other person without the express written permission of Pearson Education, Inc.

FORCE MAJEURE: If the performance of this license agreement is prevented, hindered, or delayed by a natural disaster, war, or other event beyond your control, the obligations of the parties shall be suspended until the event has been terminated.

NOTICES: Any notice required by this license agreement shall be in writing and shall be sent to the address specified in this license agreement.

WAIVER: If Pearson Education, Inc. fails to exercise any of its rights or remedies under this license agreement, this failure shall not constitute a waiver of any of its other rights or remedies.

ENTIRE AGREEMENT: This license agreement constitutes the entire agreement between you and Pearson Education, Inc. regarding the use of this software.

GOVERNING LAW: This license agreement shall be governed by the laws of the United States of America.

ASSIGNMENT: This license agreement may not be assigned, transferred, or otherwise conveyed to any other person without the express written permission of Pearson Education, Inc.

FORCE MAJEURE: If the performance of this license agreement is prevented, hindered, or delayed by a natural disaster, war, or other event beyond your control, the obligations of the parties shall be suspended until the event has been terminated.

NOTICES: Any notice required by this license agreement shall be in writing and shall be sent to the address specified in this license agreement.

WAIVER: If Pearson Education, Inc. fails to exercise any of its rights or remedies under this license agreement, this failure shall not constitute a waiver of any of its other rights or remedies.

BIG FUN CD-ROM
Copyright © 2018 by Pearson Education, Ltd. All rights reserved.

SYSTEM REQUIREMENTS:

WINDOWS®

- Windows XP Vista 7 8
- Intel Pentium processor 1GHz or higher
- Internet Explorer 7 x or Mozilla Firefox™ 8 x or higher (optional)

MACINTOSH®

- Mac OS X v (10.4 - 10.8)
- Intel processor 1GHz or higher (PowerPC not supported)
- Screen Resolution 1280 x 800 or higher
- Screening 1.5 Megabyte or higher (optional)

BOTH

- 1 GB RAM minimum or higher
- Monitor resolution of 1024 x 768 or higher
- Sound card and speakers or headphones
- 500 MB hard disk space
- 100 CD-ROM drive or higher
- Mouse, PDF 8 or higher
- Internet Connection, DSL, Cable/Modem, T1 or other high-speed connection required to download plug-ins (optional)

INSTALLATION INSTRUCTIONS FOR WINDOWS:

Insert the CD-ROM into the CD-ROM drive of your computer. On most computers, the program will begin automatically. If the program does not begin automatically:

- Open "My Computer"
- Right-click on the CD-ROM icon
- Click on "Open"
- Double-click on the "Big Fun" launch file to run the program

Leave the CD-ROM in the computer while using the program.

INSTALLATION INSTRUCTIONS FOR MAC:

- Insert the CD-ROM into the CD-ROM drive of your computer
- Double-click on the "Big Fun" launch file to run the program
- Leave the CD-ROM in the computer while using the program

TECHNICAL SUPPORT:

For Technical Product Support, please visit our support website at www.PearsonEducation.com. You can search our Knowledgebase for frequently asked questions, instantly. Chat with an available support representative, or Submit a Ticket/Request for assistance.

Print and copy the text page of a book

Do not reproduce or use any portion of this book, in whole or in part, without the express written permission of Pearson Education, Inc. This software is provided as is, without warranty of any kind, either express or implied, including but not limited to the implied warranties of merchantability and fitness for a particular purpose. The software is provided on a non-exclusive basis.

RESALE: This software may not be resold, rented, leased, or otherwise distributed, in whole or in part, without the express written permission of Pearson Education, Inc.

TERM AND TERMINATION: This license is granted for a limited time period. If you do not comply with the terms and conditions of this license, this license shall terminate automatically, and you shall stop using the software immediately. All rights in and to the software shall revert to Pearson Education, Inc. upon termination of this license.

ENTIRE AGREEMENT: This license agreement constitutes the entire agreement between you and Pearson Education, Inc. regarding the use of this software.

GOVERNING LAW: This license agreement shall be governed by the laws of the United States of America.

ASSIGNMENT: This license agreement may not be assigned, transferred, or otherwise conveyed to any other person without the express written permission of Pearson Education, Inc.

FORCE MAJEURE: If the performance of this license agreement is prevented, hindered, or delayed by a natural disaster, war, or other event beyond your control, the obligations of the parties shall be suspended until the event has been terminated.

NOTICES: Any notice required by this license agreement shall be in writing and shall be sent to the address specified in this license agreement.

WAIVER: If Pearson Education, Inc. fails to exercise any of its rights or remedies under this license agreement, this failure shall not constitute a waiver of any of its other rights or remedies.

NEW

BIG

FUN

Student's Book

Mario Herrera



Barbara Hojel



CONTENTS

1	At School	1	6	Our Things	71
2	Feelings	15	7	Animals	85
3	Home	29	8	Places	99
4	Recycle	43	9	Show Time!	113
5	Eating Out	57			

Cutouts and
Stickers
included!





NEW

BIG FUN

Song



*From the sky to the ground
And all the way around—
We can have big fun!
If there's rain, if there's sun,
Let's play with everyone.
We can have big, big fun!*



Take a walk outside.
Our world is big and wide.
There are flowers and trees,
And yellow bumblebees.
Buzz, buzz, buzzi!

(Chorus)

Join your hands with me.
Let's see what we can see!
Then take a closer look.
We'll learn beyond our book.
Look, oh, look!

(Chorus)






AT SCHOOL



1 Look, predict, and draw. Listen.



Find the bus drivers.



Unit Preview; FIND IT in the unit: bus drivers



2 Listen and say. Find and match.



principal



secretary



English teacher



music teacher

2

Vocabulary Presentation: principal, secretary, English teacher, music teacher, Review: inside, outside
Language Presentation: Who is (he)? (He) is the (music teacher).



Who is he?

He is the music teacher.



Listen and say. Find and match.



gym teacher




janitor



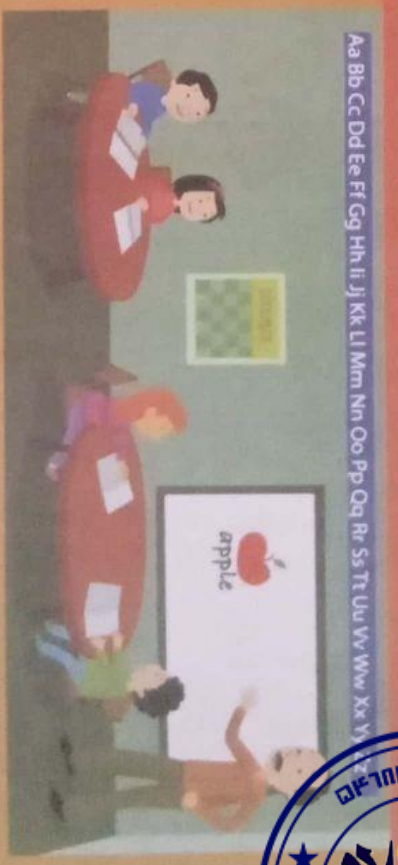
gatekeeper



bus driver



Principal



Aa Bb Cc Dd Ee Ff Gg Hh Ii Jj Kk Ll Mm Nn Oo Pp Qq Rr Ss Tt Uu Vv Ww Xx Yy Zz



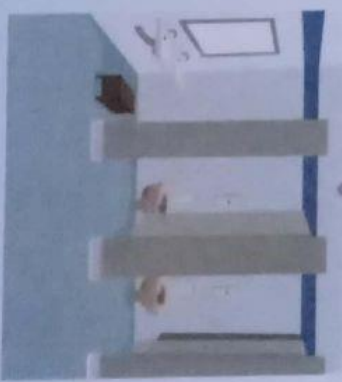

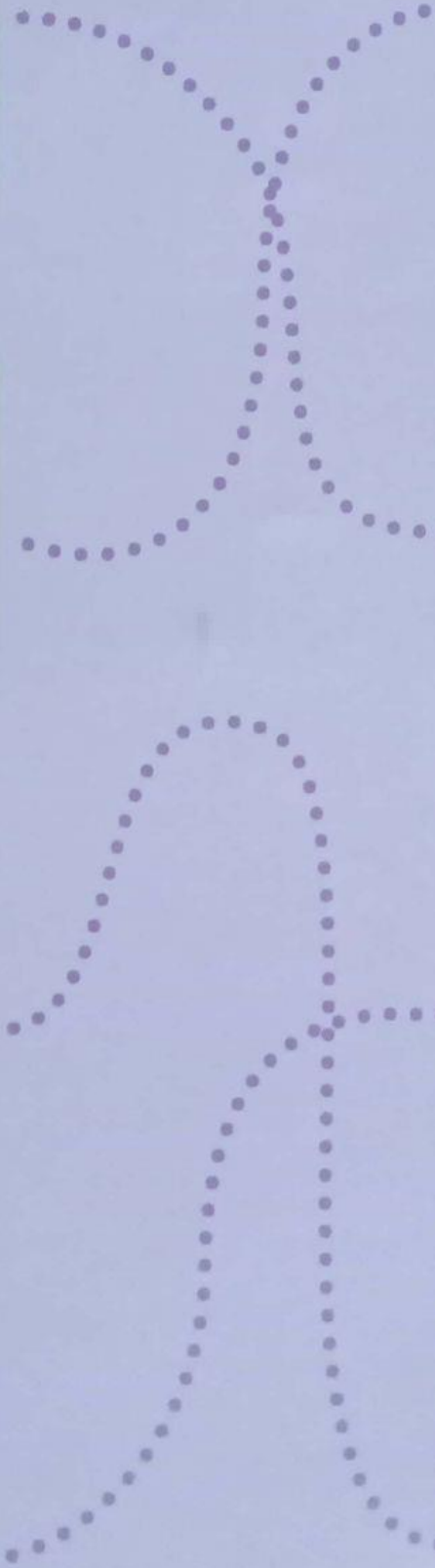
What does the janitor do?

He cleans the school.

Vocabulary Presentation: gym teacher, janitor, gatekeeper, bus driver, upstairs, downstairs
 Language Presentation: What does the (janitor) do? (He) (cleans the school).



4 Listen, trace, and say.











4

Vocabulary Presentation: classroom, office, bathroom, playground; Vocabulary Practice: secretary, principal, gym teacher, janitor
 Language Presentation: Where is the (secretary)? She is (in the office).



Listen and cross out the picture that has a different initial sound

M		m	
F		f	
			
			

S		s	
A		a	
			
			

Pre-reading Practice: Mm, Ss, Ff, Aa; discriminating sounds




6 Look and trace letters. Write and draw.



Monkey



Ant



Farmer






















Sum

7 Count and say. Draw and trace.

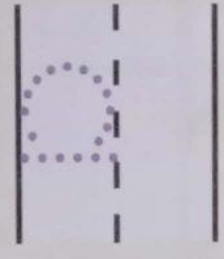
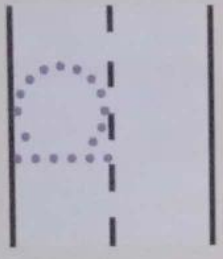
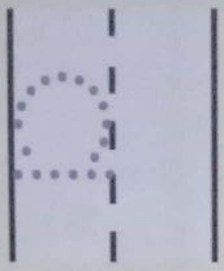
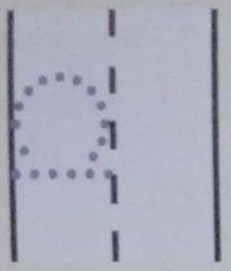
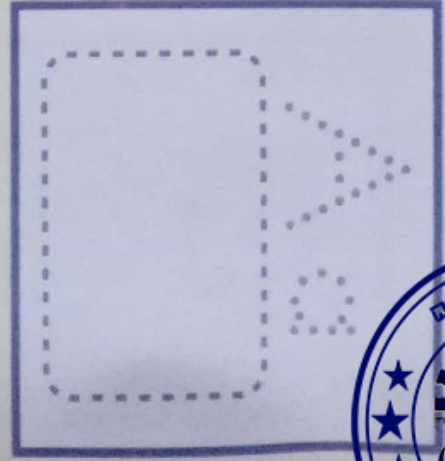





Ten!



 <h1>10</h1>	 	 	 	 
 	 	 	 	 

8 Trace letters. Cut out and paste. Trace and read.






Copyright © 2014 by Pearson Education, Inc.




He's dancing!



We're dancing, too.



Who Is She?




This is our new friend, Tomoko.





2
 Who is he?

He is the gym teacher.



What does he do?

He teaches us games.

Copyright © 2014 by Pearson Education, Inc.



9 Listen and say. Count, stick, and trace.



= 10 =




--	--	--	--	--	--	--	--	--	--	--	--	--	--	--	--	--	--	--	--





10 ✂ Look closely. Cut out and paste the cutouts in order.



Critical Thinking: Bees work together to make a honeycomb.
Science Words: bee, honeycomb



Make Bees



How many bees do you see?

Amazing Project: Make bees from an egg carton.
Science and Art Connections





11 Ask, answer, and check.

- janitor
- gym teacher
- music teacher
- gatekeeper
- bus driver
- secretary
- principal
- English teacher



Who is he?



He is the janitor.
He cleans our school.



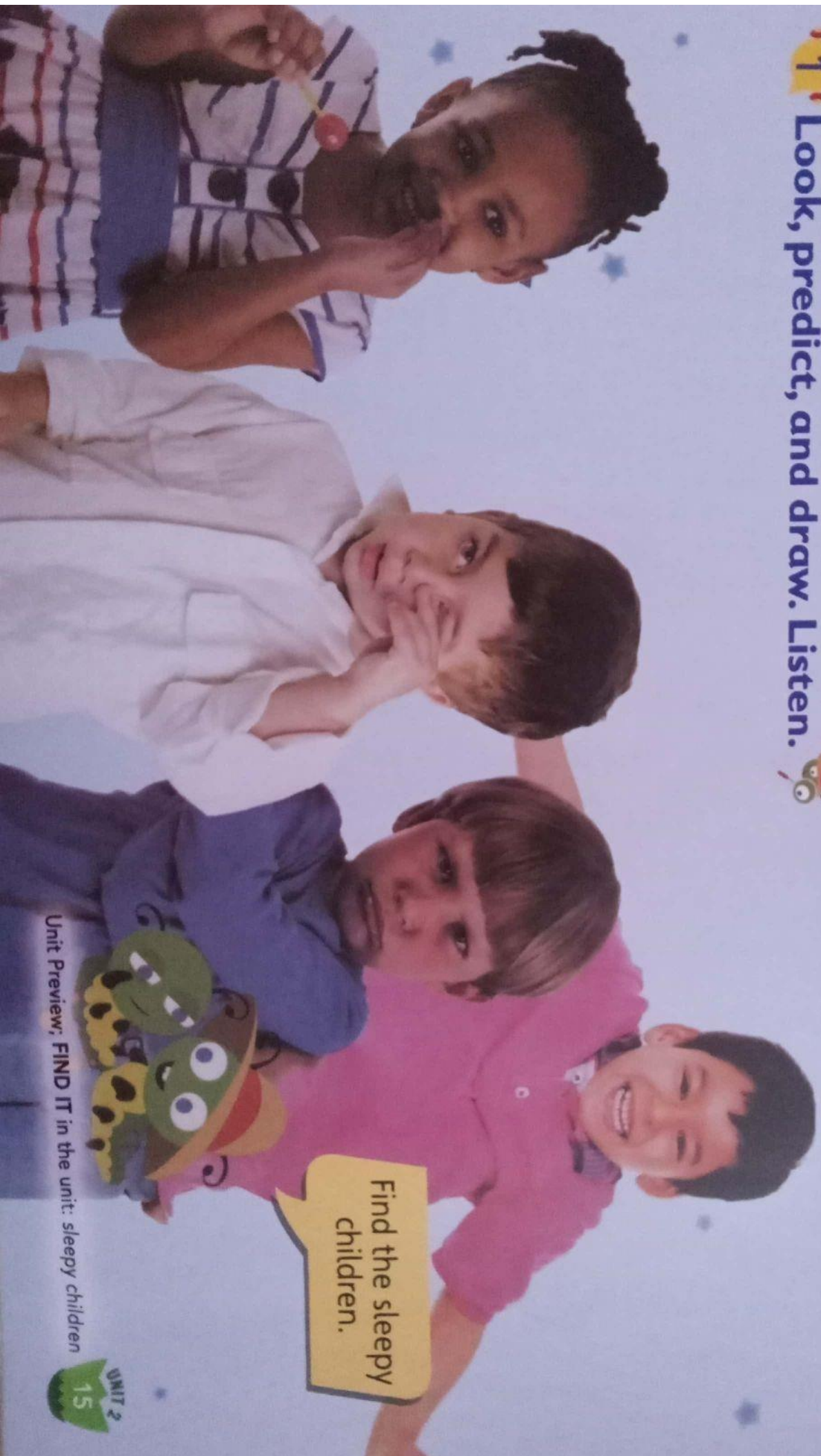
GO TO SHOW TIME Page 116





FEELINGS

5 & A2
1 Look, predict, and draw. Listen.



Find the sleepy children.

Unit Preview; FIND IT in the unit: sleepy children



2 Listen and say. Find and match.



amazed



happy



sad



sleepy



3 Listen and say. Find and match.



excited



mad



scared




sick



Vocabulary Presentation: excited, mad, scared, sick; Language Practice: Are you OK? Yes, I am. I'm (excited).
Language Presentation: What are you doing? I'm (exercising). We're (playing soccer).



4 Listen and color Mom's face.



Vocabulary Presentation: brush my teeth, take a shower, eat healthy food, wash my hands, comb my hair, exercise
Vocabulary Practice: happy, mad; Review: parts of the body; Language Presentation: What are you doing? I'm (brushing my teeth).



Listen and cross out the picture that has a different initial sound

L

l

P

p

T

t

E

e




6 Look and trace letters. Write and draw.




ion



ق



izza



ررى




7 Count and say. Draw and trace.



=

Twenty!



20



20



20



20



20





Look at
the ant.

Oh, I
see it.

2

Copyright © 2014 by Pearson Education, Inc.




Are you
OK?

Yes, I'm
amazed!

3



9 Listen and say. Count, stick, and trace.




$$= 20 =$$






10 Look closely. Cut out and paste.



PROJECT

Make Hedgehogs



Wash your hands afterward.



Amazing Project: Make hedgehogs with clay and toothpicks
Science and Art/Connections






11 Ask, answer, and check.



mad



happy



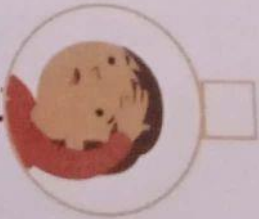
amazed



scared



sleepy



sick



sad



excited

Are you OK?



No, I am not. I'm mad.



GO TO SHOW TIME Page 117.






HOME

5 & 43
1

Look, predict, and draw. Listen.



Find the beds!



Unit Preview: FIND IT in the unit: beds



Listen and say. Find and match.



kitchen



living room



bedroom



bathroom



Where is Mom?

She is in the kitchen.



3 Listen and say. Find and match.



hallway



stairs



closet



dining room



Where is Baby?

He is crawling up the stairs!


Vocabulary Presentation: hallway, stairs, closet, dining room; Review: upstairs, downstairs
Language Presentation: Where is (Sister)? (She) is (in the hallway). What is (she) doing? (She) is (playing with a ball).



4 Listen, look, and match.



bed





stove



sofa



sink



Vocabulary Presentation: bed, stove, sofa, sink, toilet, fridge, TV, lamp; Vocabulary Practice: bathroom, bedroom, kitchen, dining room
Language Presentation: Where is the (bed)? It is in the (bedroom).



5 Listen and cross out the picture that has a different initial sound

G g

N n

I i

C c

Pre-reading Practice: Mn, Cc, Gg, Ii; discriminating sounds



6 Look and trace letters.



It is a **ن**.



It is a **ر**.



It is an **ق**.



It is a **ج**.

7 Count and say. Draw and trace.



= 10









=






Thirty!




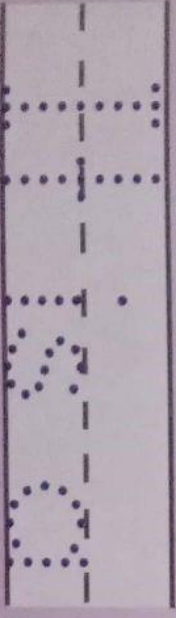
30



8 ✂ Trace letters. Cut out and paste. Trace and read.



It is a period.





Where Is Meg?





Copyright © 2014 by Pearson Education, Inc.




I'm cooking
in my kitchen.


In your living
room? Oh!



Hello, is
Meg here?


Hello, Pam.
Meg is in our
living room.





Copyright © 2014 by Pearson Education, Inc.


Meg, I'm here.
Where are you?


I'm here.
Find me!


What are
you doing?


I am
cooking.

9 Listen and say. Count, stick, and trace.



= 30 =



Illustration of 30 forks and a dotted number 8 for tracing.

Blank space with a dotted number 8 for tracing.

Illustration of 30 forks and a dotted number 9 for tracing.

Blank space with a dotted number 9 for tracing.

Illustration of 30 forks and a dotted number 8 for tracing.

Blank space with a dotted number 8 for tracing.


Illustration of 30 forks and a dotted number 9 for tracing.

Blank space with a dotted number 9 for tracing.

Illustration of 30 forks and a dotted number 8 for tracing.

Blank space with a dotted number 8 for tracing.



10  Look closely. Cut out and paste the cutouts in the boxes.



1



2



3



Make Spiders



Hang your spider from the ceiling!

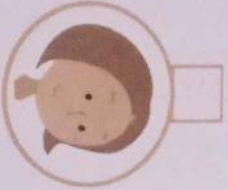




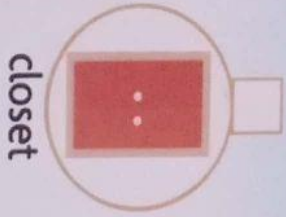
11 Ask, answer, and check.



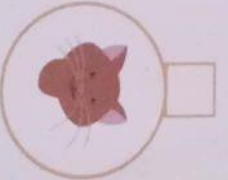
Dad



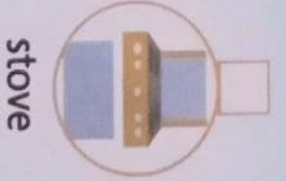
Mom



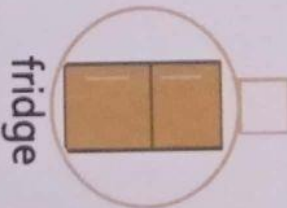
closet



cat




stove



fridge



bed



sofa



Where is Dad?



He is in the living room.





RECYCLE

1 Look, predict, and draw. Listen.



Unit Preview FIND IT in the unit: string


2 Listen and say. Find and match.



tape



paper plates



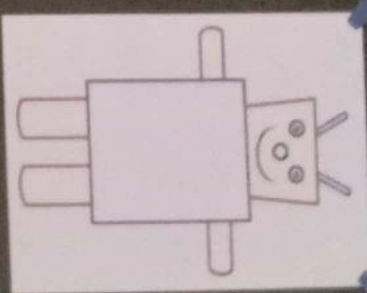
boxes



string

What are you using?

I'm using tape.



3 Listen and say. Find and match.



paint



paintbrushes



sticks



glue



What do you need?



I need paintbrushes.

Language Presentation: What do you need? I need (glue). What are you making? We're making (a duck).
Vocabulary Presentation: paint, paintbrushes, sticks, glue






Listen and circle the piñata. Listen again and circle the material.



Materials for piñata



Plastic bottles



Tape



Newspaper



Balloons



Boxes



Paper



Sticks











Paint



Vocabulary Presentation: plastic bottles, newspaper, balloons; Vocabulary Practice: tape, boxes, paper, sticks, paint
Language Practice: What are you making? I'm making (a piñata). What do you need? I need (newspaper).

5 Listen and cross out the picture that has a different initial sound.

B    





b    





H    

h    

O    

o    

R    

r    



6 Look and trace letters.



It is a rabbit.



It is a baby.




It is an ant.




It is a hat.










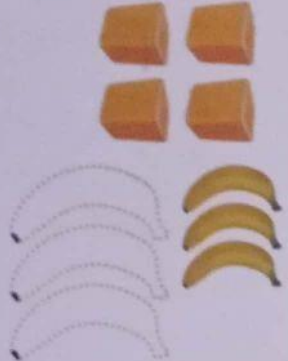



7 Count and say. Draw and trace.



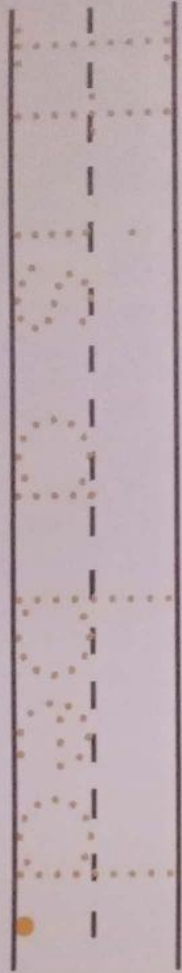



Forty!



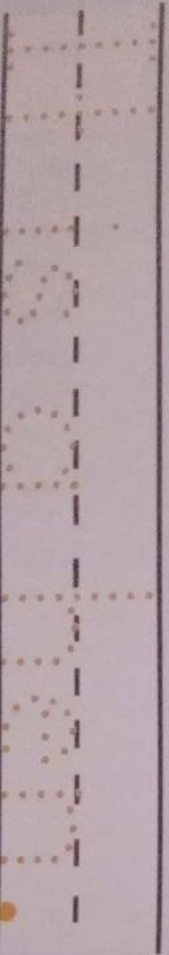
40



8 ✂ Trace letters. Cut out and paste. Trace and read.



I'm sleepy!





Copyright © 2014 by Pearson Education, Inc.



Thanks, Mom!
We love books.



And
flashlights!



٤٠٠

We Need Boots!



Can you help
us, Mom?



Yes!



2



We need books to hold the tent down.



Copyright © 2014 by Pearson Education, Inc.



What else do you need?



We need more books.

3



9 Listen and say. Count, stick, and trace.



= 40





10 ✂ Look closely. Cut out and paste.




Critical Thinking: Seeds can travel.
Science Words: seed, seedling, flower

PROJECT

Make a Spinning Helicopter

It spins like a spinning seed!

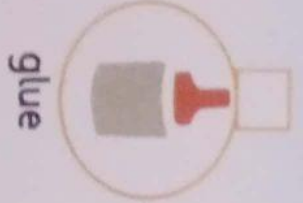


Amazing Project: Make a spinning helicopter, drop it, and observe.
Science and Art Connections






11 Ask, answer, and check.



glue



paint



paintbrushes



sticks



tape



paper plates



boxes



string



What are you using?



I'm using glue.



5

EATING OUT



1 Look, predict, and draw. Listen.

Find the menus.



Unit Preview; FIND IT in the unit: menus



2 Listen and say. Find and match.



menus



napkins



water



straws



Yes, of course.

May I have
napkins, please?

Vocabulary Presentation: menus, napkins, water, straws
Language Presentation: May I have (a menu), please? Yes, of course.



3

Listen and say. Find and match.



pizza



spaghetti



ice cream



cake

Restaurant Day

CHEF

Is this your pizza?

Yes, it is.
Thank you.



Vocabulary Presentation: pizza, spaghetti, ice cream, cake
Language Presentation: Is this your (pizza)? Yes, it is./No, it isn't.

UNIT 3
59




Listen and circle the food the customer orders.

MENU

Main Dishes



Drinks



Vegetables



Dessert



Vocabulary Presentation: main dish, vegetable, drink, dessert
Language Presentation: What do you want for (the main dish)? I want (chicken), please. What do you want to (drink)? I want (water), please.

5 Listen and cross out the picture that has a different initial sound.

J j

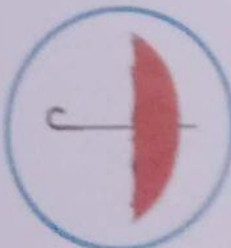



D d

K k

U u



6 Look and trace letters.



It is a jacket.



It is a dog.



It is a kite.



It is a umbrella.



7 Look and say. Draw and count.



52

55

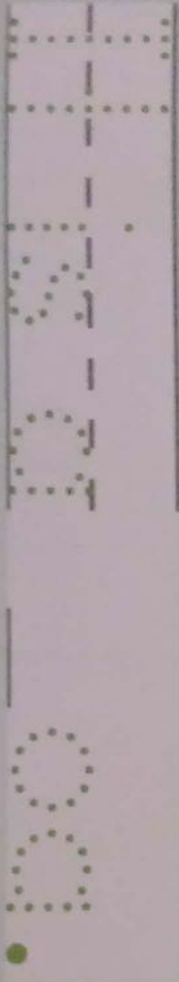




58

60

64

69

8  Trace letters. Cut out and paste. Trace, write, and read.



Remember the periods!



Surprise! Is this
your food?

Wow! It's
Grandpa!

May we have
pizza, please?

Yes, but
wait.



Copyright © 2014 by Pearson Education, Inc.



Lunch With Grandma





2
 May we have spaghetti, please?

Yes, but wait.



May we have chicken, please?


Yes, but wait.

Copyright © 2014 by Pearson Education, Inc.




9 Listen and say. Count and write the numbers.


50 =




50 = 54




50 =



50 =



60 =



60 =



60 =



60 =





10 ✂ Look closely. Cut out, match, and paste.



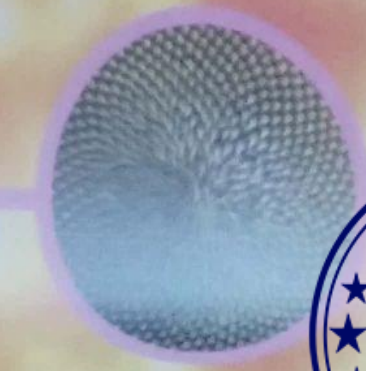
Empty dashed rectangular box for pasting the tree trunk image.



Empty dashed rectangular box for pasting the kiwi fruit image.



Empty dashed rectangular box for pasting the nautilus shell image.



Empty dashed rectangular box for pasting the sunflower image.

Critical Thinking: We can find patterns in nature.
Science Word: patterns



PROJECT

Make a Snowflake



Each snowflake has a unique pattern!


Amazing Project: Make a snowflake.
Science and Math Connections

UNIT 5
69

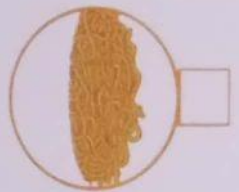




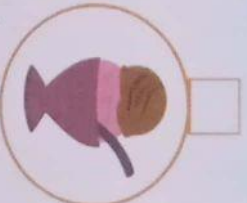
11 Ask, answer, and check.



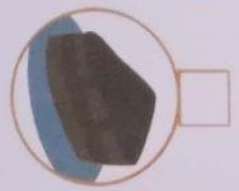
pizza



spaghetti



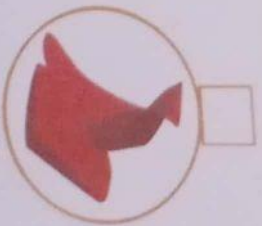
ice cream



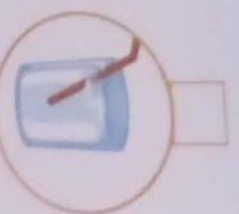
cake



menu



napkins



water



straws



May I have pizza, please?

Yes, of course.



GO TO SHOW TIME Page 116






OUR THINGS



1 Look, predict, and draw. Listen.



Unit Preview, FIND IT in the unit backpacks

71 UNIT



2 Listen and say. Find and match.



cell phone



tablet



laptop



backpack

What are you looking for?

I'm looking for my cell phone.



72


Vocabulary Presentation: cell phone, tablet, laptop, backpack
Language Presentation: What are you looking for? I'm looking for my (cell phone).



3 Listen and say. Find and match.



necktie



ring



necklace



hat




Vocabulary Presentation: necktie, ring, necklace, hat, above; Language Review: prepositions of location
Language Presentation: Where is (my) (necklace)? I don't know./It's (above) your head





big

bigger



tall

taller




long

longer



fast



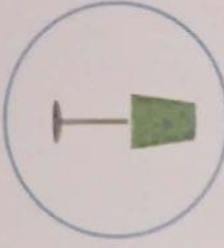

faster



Vocabulary Presentation: long, tall, fast, Vocabulary Practice: big; ring, necktie, action figure, car
Language Presentation: My ring is (big). My ring is (bigger).

5 Listen and cross out the picture that has a different initial sound

V V





Y Y

Q q

W w



Pre-reading Practice: Vv, Qq, Yy, Ww, discriminating sounds



6 Read and trace the letters.

It is a purple vest.



It is yarn.

It is a big window.



It is quiet.






7 Count, draw and trace. Say.



= 10

=






Seventy!



8



Trace letters. Cut out and paste. Trace, read, and color.



That is a big yo-yo





Copyright © 2014 by Pearson Education, Inc.

4 What are you looking for?

I'm looking for a restaurant!

B23

At the Store



What are you looking for?

I'm looking for hats.





2
 The hats are next
 to the sweaters.



Thank
 you.

Copyright © 2014 by Pearson Education, Inc.



I'm looking for
 my daughter.




Here I am!
 I'm hungry.





9 Listen and say. Count and write the numbers.



70 =



80 =





10



Look closely. Cut out and paste cutouts


1
2
3




Critical Thinking: Feathers help male peacocks get attention.
Science Words: peacock, feather

PROJECT

Make an Eco-collage



Wow! What is it?



Amazing Project: Work together to make an eco-collage.
Science and Art Connections

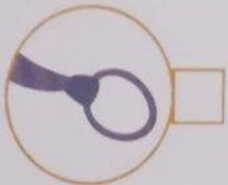




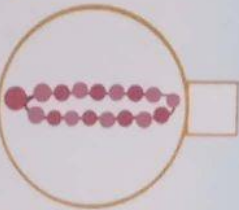
11 Ask, answer, and check.



hat



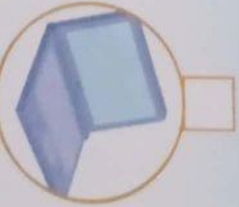
necktie



necklace



ring



laptop



tablet



cell phone



backpack



Where is my cell phone?



It's in the backpack.



GO TO SHOW TIME Page 116







ANIMALS

A 5 & B 21

1 Look, predict, and draw. Listen.



Find the lions.



Unit Preview; FIND IT in the unit: lions

UNIT 2
85



2 Listen and say. Find and match.



giraffe



tiger



kangaroo



seal



Do you see the giraffes?



Yes, I do. They're tall!



Vocabulary Presentation: giraffe, tiger, kangaroo, seal; funny, strong, cute; Vocabulary Review: tall, fast
Language Presentation: Do you see the (kangaroos)? Yes, I do. They're (fast)!

3 Listen and say. Find and match.



zebra



elephant



lion



monkey



What are the monkeys doing?

They are eating.

Vocabulary Presentation: zebra, elephant, lion, monkey, thirsty, tired, hungry
Language Presentation: What are the (monkeys) doing? They are (eating). They're hungry!





Listen. Cut out, listen again, and paste.




morning



afternoon





night



Vocabulary Presentation: morning, afternoon, night; open the zoo, wash the elephants, feed the (lions), sweep the monkey exhibit, close the zoo
Language Presentation: In the (morning), the zookeeper (opens the zoo). At (night), he (closes the zoo).



Listen, trace, and write the letters.



6 Trace the letters. Read and match.

I see a

zebra.



It is an



x-ray.



7 Look and count. Say and trace.



$$= 10$$



Tracing practice for numbers 1 through 10. Each number is shown in a dotted format for tracing. The numbers are arranged in a single row: 1, 2, 3, 4, 5, 6, 7, 8, 9, 10.

8

Trace and read. Color the frame around the correct picture



You are reading!

I see a fox.

This is a zoo.



B3d

At the Zoo



Copyright © 2014 by Pearson Education, Inc.

Do you see Mom and Dad?

Yes! They are behind us!



Do you see the tigers?

Yes, I do. Let's find the seals.



2 Do you see the seals?

No. Where are they?

Copyright © 2014 by Pearson Education, Inc.



3 Look down! What are they doing?

They are swimming.



9 Listen and say. Count and write the numbers.

90 = 

 =


 =

100 = 

10 20 30 40 50 60 70 80 90 100





10  Look closely. Cut out and paste the plants and animals that live underwater.




Critical Thinking: Some animals and plants live underwater.
Science Words: coral, jellyfish, seahorse



PROJECT

Make Fish for a Coral Reef



It's an underwater garden!

Amazing Project: Make a coral reef and role-play swimming around it carefully.
Science and Art Connections

97

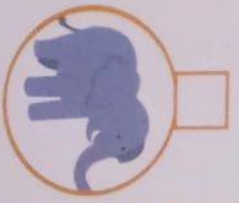




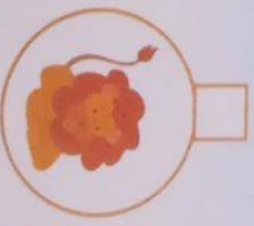
11 Ask, answer, and check.



zebra



elephant



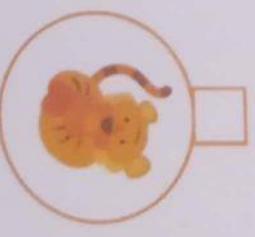
lion



monkey



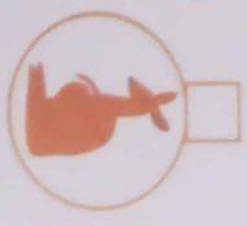
seal



tiger



giraffe



kangaroo



What are the zebras doing?



They are eating.





GO TO SHOW TIME Page 116





PLACES

1 Look, predict, and draw. Listen. 



Find mountains!



Unit Preview: FIND IT in the unit: mountains



2 Listen and say. Find and match.



beach



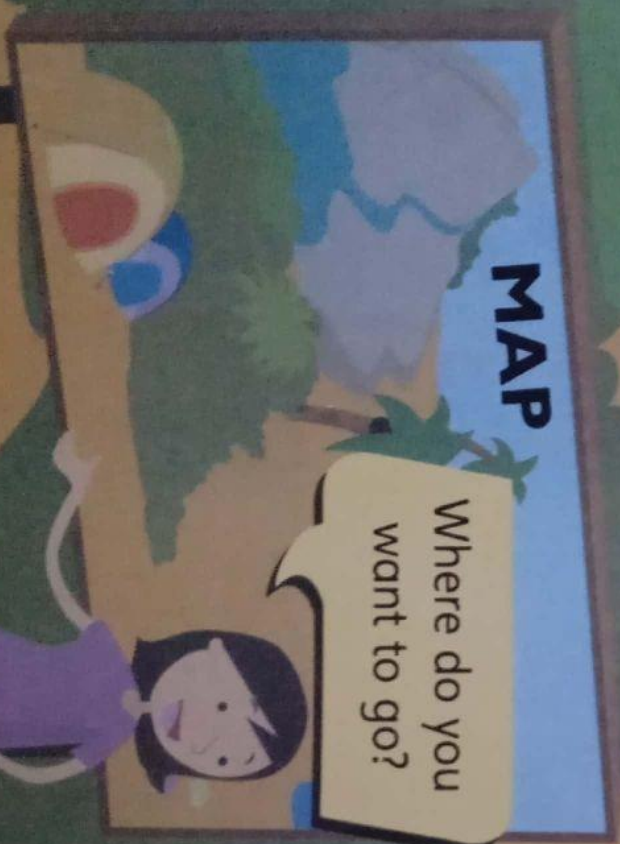
mountains



lake



stream



Where do you want to go?

I want to go to the beach!

100 Vocabulary Presentation: beach, mountains, lake, stream

Language Presentation: Where do you want to go? I want to go to the (mountain)



3 Listen and say. Find and match.



camping



hiking



fishing



jogging



Where do you want to go?

I want to go to the mountains.

What can we do?

Let's go hiking.

Vocabulary Presentation: camping, hiking, fishing, jogging
 Language Presentation: What can we do? Let's go (hiking).



4

Trace the words and read. Listen and match.

First

Then

Last



Vocabulary Presentation: First, then, last; build a campfire, roast marshmallows; Vocabulary Practice: swimming, hiking
Language Presentation: First we can (go hiking). Then, we can (go swimming). Last, we can (roast marshmallows).



5 Read, trace, and stick.

I see a car.

It is red.

I see a box.

It is long.

I see a door.

It is big.



6 Trace and write. Read.



beach

I see a beach.



mountain

I see




lake

I see




7 Set the time and say.



8



Trace and complete. Cut out, choose, and paste. Write.



1 2 3 4 5 6 7 8 9 0

Handwriting practice lines consisting of solid top and bottom lines with a dashed middle line for tracing.





It's a bird!



Wow. I want to see it.



Copyright © 2014 by Pearson Education, Inc.



What do you want to do?



I want to go hiking!



Campin



WHOOOOOOO



What's THAT?
I'm scared!

Copyright © 2014 by Pearson Education, Inc.



Look, a
stream!

I see birds and
butterflies.

2

3

9 Listen and stick.



7 o'clock



2 o'clock



9 o'clock



6 o'clock



11 o'clock




8 o'clock




Math Connection: Telling time: Numbers 1-12
Language Presentation: What time is it? It's (2) o'clock.





10  Look closely. Cut out and paste the cutouts in order.



1



2



3



Make Butterfly Wings



Amazing Project: Make butterfly wings and act out how caterpillars make cocoons and become butterflies. Science and Art Connections




11 Ask, answer, and check.



stream



fishing



beach



jogging



mountains



hiking



lake



camping



Where do you want to go?

I want to go to the beach.



GO TO SHOW TIME Page 116





SHOW TIME!

B50

1 Listen and sing.



Find the bugs.



Unit Preview: FIND IT in the unit: bugs

UNIT 9
113



Make Puppets and Masks

Hanger Mask



Box Puppet



Headbands



Sock Puppet



Make Props and Signs

Murals



Sleeping Bag Cocoon

Peeking Posters



What is this?



Show Time Project: Make props and signs.




Unit 1 AT SCHOOL

Color a face and draw. Say.



I know
Unit 1



I need
help!





Unit 2 FEELINGS


Color a face and draw. Say.



I know
Unit 2





I need
help!





Unit 3 HOME


Color a face and draw. Say.





Unit 4 RECYCLE


Color a face and draw. Say.





Unit 5 EATING OUT


Color a face and draw. Say.





Unit 6 OUR THINGS

Color a face and draw. Say.






Unit 7 ANIMALS

Color a face and draw. Say.



I know
Unit 7




I need
help!





Unit 8

Color a face and draw. Say.





FUN

BIG

NEW

has completed Level 3!

Teacher





Cutouts for Unit 1

page 8



page 12







Cutouts for Unit 2

page 22



page 26







Cutouts for Unit 3

page 36



page 40







Cutouts for Unit 5

page 64



page 68







Cutouts for Unit 6

page 74



page 78



page 82







Cutouts for Unit 7

page 88



page 96







Cutouts for Unit 8

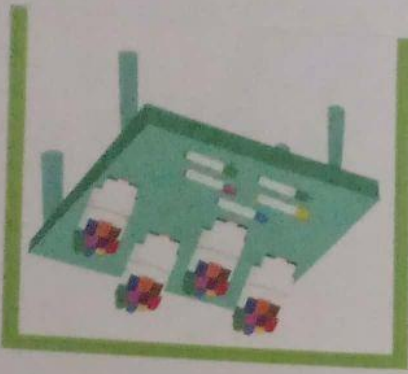
page 106




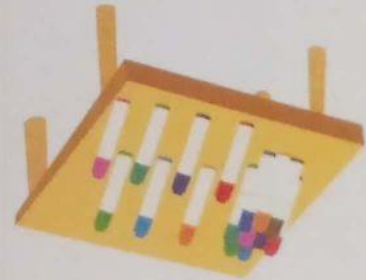

page 110







Unit 4
Page 53



Unit 3
Page 39

Unit 2
Page 25

Unit 1
Page 11

New Big Fun 3





Unit 8
Page 109



Unit 8
Page 103

Big Fun 3





NEW BIG FUN

3

Share in your students' success.
Watch them enjoy learning
English and new skills.

New **Big Fun** prepares students for a natural
and positive experience with language:

- Communication! because young children like to express their interests and ideas
- OLLI! because young children are learning English and so much more
- 21st Century Skills! because young children need to be prepared for the world that awaits them
- Assessment for Learning! because awareness and confidence lead to success.



Visit us at www.english.com/bigfun



ISBN 978-1-292-26579-7

