



NEW BIG

2

FUN

Student's Book

Mario Herrera
Barbara Hojel



Including
CD-ROM
with
Games & Stories

New Big Fun 2 Stickers

Unit 1
Page 14



Unit 2
Page 28



Unit 3
Page 42




Unit 4
Page 56



Unit 4
Page 56



Unit 5
Page 70



Unit 6
Page 84



Unit 1
Page 14

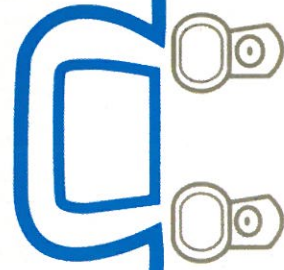


New Big Fun 2 Stickers

Unit 7
Page 98



Unit 8
Page 112



My Portfolio



2

NEW
BIG
FUN

Student's Book

Mario Herrera



Barbara Hojel



موسسه زبان دهخدا
dehkhodaedu.com

New Big Fun Student's Book 2 with CD-ROM

Pearson Education Limited

KAO Two, KAO Park, Hockham Way, Harlow, CM17 9SR, England
and Associated Companies throughout the world.

www.English.com

© Pearson Education Limited 2018

Authorized Adaptation from the U.S. edition, entitled Big Fun, 1st Edition, by Mario Herrera and Barbara Hojel, published by Pearson Education Inc, © 2014 by Pearson Education, Inc. The right of Mario Herrera and Barbara Hojel to be identified as authors of this Work has been asserted by them in accordance with the Copyright, Designs and Patents Act 1988. All rights reserved; no part of this publication may be reproduced, stored in a retrieval system, or transmitted in any form or by any means, electronic, mechanical, photocopying, recording, or otherwise without the prior written permission of the Publishers

First published 2018

ISBN: 978-1-292-26578-0

Set in Gill Sans Infant Std

Printed in China (SWTC/01)

Illustration credits: Blanca Nayelli Barrera, Luis Briseño, Laura Estela González, Félix León, Hugo Miranda, Javier Montiel, A Corazón Abierto, Ricardo Quezada

Photo credits: p. 1 (boy) Boris Bulychev/Fotolia, (papers) Irina Nartova/Shutterstock, (scissors) Vladvm/Shutterstock, (ball) Steshkin Yevgeniy/Shutterstock, (ball) Africa Studio/Fotolia, (girl) tompet80; p. 2 (top) Pamela Uyttendaele/Shutterstock, (top) Nata-Lia/Shutterstock, (middle) Sayid/Shutterstock, (bottom) Quang Ho/Shutterstock; p. 3 (top) Alaettin YILDIRIM/Shutterstock, (middle) marcioalves/Shutterstock, (middle) design56/Shutterstock, (bottom) Alexander Morozov/Fotolia; p. 4 (top) Alaettin YILDIRIM/Shutterstock; p. 5 (left) Vladvm/Shutterstock, (center) Vereshchagin Dmitry/Shutterstock, (right) Tooykrub/Shutterstock; p. 8 (top) mma23/Shutterstock, (middle) James Thew/Fotolia, (bottom) ellenamani/Fotolia; p. 12 (left) Alexander Mak/Shutterstock, (center, Bkgd) PointaDesign/Shutterstock, (right) Mircea BEZERGHEANU/Shutterstock; p. 14 (top) 3drenderings/Shutterstock; p. 15 © Ilike/Shutterstock; p. 16 (top) gosphotodesign/Shutterstock, (top) kzww/Shutterstock, (middle) Elena Stepanova/Shutterstock, (middle) Nuiiko/Shutterstock, (bottom) BananaStock/Thinkstock; p. 17 (top) gosphotodesign/Shutterstock, (top) Rafael Fernandez Torres/Shutterstock, (middle) Elena Stepanova/Shutterstock, (middle) Martin Valigursky/Shutterstock, (bottom) Arvind Balaraman/Shutterstock; p. 19 (left) Danny Smythe/Shutterstock; p. 21 (top left) Big Foot Productions/Shutterstock, (top right) Butterfly Hunter/Shutterstock, (middle left) Olga Sapagina/Shutterstock, (middle right) Mykola Mazuryk/Shutterstock, (Bottom middle) Big Foot Productions/Shutterstock; p. 22 (top) Excellent backgrounds/Shutterstock, center: (left) Sergey Peterman/Shutterstock, (right) 3445128471/Shutterstock, bottom: (left) martan/Shutterstock, (center) Ron and Joe/Shutterstock, (right) Eric Isselee/Thinkstock; p. 26 (top) Art man/Shutterstock, (middle) jps / Shutterstock, (bottom) Eric Isselee /Shutterstock, (right) gosphotodesign/Fotolia; p. 27 (left) © mitgirl/Fotolia, (right) © aragami/Shutterstock; p. 29 (center) ia_64/Fotolia; p. 30 (top) Photodisc/Thinkstock, (middle) juan carlos tinjaca/Shutterstock, (middle) Andres/ Shutterstock, (bottom) Photodisc/Thinkstock; p. 31 (top) Denys Prokofyev/Thinkstock, (middle) V. J. Matthew/Shutterstock, (middle) Nikonboy/Shutterstock, (bottom) Eric Isselee/Thinkstock, (bottom) cynoclub/Fotolia; p. 36 (top left) Helder Almeida/Thinkstock, (right) Petrenko Andriy/Shutterstock, (center left) Elena Schweitzer/Fotolia, (right) Africa Studio/Shutterstock, (bottom left) bloomua/Shutterstock, (middle) Markus Mainka/Fotolia, (middle) Eric Isselee/Shutterstock, (right) CLIPAREA | Custom media/Shutterstock; p. 40 (top) Serjio74/Shutterstock, (middle) Keneva Photography/Shutterstock, (bottom) Calin Tatu/Shutterstock, (left) © Francis González/Fotolia; p. 41 (center) Samuel Borges Photography/Shutterstock; p. 43 (left) Ilike/Shutterstock, (top) Ivonne Wierink/Shutterstock, (middle) Timof/Shutterstock, (middle) © Ingram Publishing/Thinkstock, (bottom) Jupiterimages/Thinkstock, (middle) © Ingram Publishing/Thinkstock, (middle) Jupiterimages/Thinkstock, (bottom) Julian Rovagnati/Shutterstock; p. 45 (top) DM7/Shutterstock, (middle) Timof/Shutterstock, (middle) Ivonne Wierink/Shutterstock, (bottom) djedzura/Shutterstock; p. 47 (left) bogdan ionescu/Shutterstock, (middle) Iwona Grodzka/Shutterstock, (right) Stepan Bormotov/Shutterstock; p. 50 (top) Eric Isselee/ Shutterstock, (middle) Jenny Sturm/Shutterstock, (middle) Marina Jay/Shutterstock, (bottom) gillmar/Shutterstock; p. 54 (left) Stockbyte/Thinkstock, (center) Comstock/Thinkstock, (right) Comstock/Thinkstock, (left) Stephanie Frey/Shutterstock; p. 55 (left) EW CHEE GUAN/Shutterstock, (right) Jose Manuel Gelpi/Fotolia; p. 57 (girl) Liudmila P. Sundikova/Shutterstock, (boy) Ilike/Shutterstock, (corn) Sergii Figurnyi/Shutterstock, (apple) Nattika/Shutterstock, (salad) siamionau pavel/Shutterstock, (fish) Africa Studio/Shutterstock; p. 58 (top) Dan Peretz/Shutterstock, (middle) Africa Studio/Shutterstock, (middle) Valentina Razumova/Shutterstock, (bottom) siamionau pavel/Shutterstock; p. 59 (top) Sergii Figurnyi/Shutterstock, (middle) Max Krasnov/Shutterstock, (middle) homydesign/Shutterstock, (bottom) tore2527/Shutterstock; p. 61 (left) Yeko Photo Studio/Shutterstock, (center) victoriaKh/Shutterstock, (right) Thomas Hecker/Shutterstock; p. 64 (top) saddako/Shutterstock, (left) Sergey Peterman/Shutterstock, (right) Olga Popova/Shutterstock; p. 65 (left) Pearson Education, (center) Nattika/Shutterstock, (top right) topseller/Shutterstock, (center right) Gemenacom/Shutterstock; p. 66 (left) Valentina Razumova/Shutterstock, (right) Max Krasnov/Shutterstock; p. 68 (top) Max Krasnov/Shutterstock, (middle) Valentina Razumova/ Shutterstock, (bottom) Gemenacom/Shutterstock, seeds: (top) mates/Fotolia, (bottom) LU HUANFENG/Shutterstock; p. 60 (center) Susanna Price/DKimages; p. 63 (top left) Iakov Kalinin/Shutterstock, (middle left) Olga Popova/Shutterstock, (bottom left) Cristophe Testi/Shutterstock; p. 71 (girl) aishka/Shutterstock, (boy) Varina and Jay Patel/Shutterstock, (raincoat) Zoonar/Thinkstock, (boots) sunsetman/Shutterstock, (hat) Marek R. Swadzba/Shutterstock, (swimsuit) Ruslan Kudrin/Shutterstock; p. 72 (top) Ruslan Kudrin/Shutterstock, (middle) sagir/Shutterstock; (middle) Shapiro Svetlana/Shutterstock, (bottom) Marek R. Swadzba/Shutterstock; p. 73 (top) Olena Zaskochenko/Shutterstock, (middle) Zoonar/Thinkstock, (middle) BradCalkins/Thinkstock, (bottom) Andrei Radzkou/ Thinkstock; p. 75 (top) Richard Peterson/Shutterstock, (bottom) Africa Studio/Shutterstock; p. 76 (top middle right) Andrienko Anastasiya/Shutterstock, (top middle left) Michael Kraus/Shutterstock, (bottom middle left) pzAxe/Shutterstock, (bottom middle right) Amber Shock/Shutterstock; p. 77 (top left) Dash Rosato/Shutterstock, (middle left) Gregor Buir/Shutterstock, (bottom left) Duplass/Shutterstock; p. 78 (top) Korionov/Shutterstock, (left) Valua Vitaly/ Shutterstock, (right) ml/Shutterstock; p. 82 (top) © doris oberfrank/Fotolia, (left) Michael J Thompson/Shutterstock, (middle) Dr Ajay Kumar Singh/Shutterstock, (right) louisjoseph/Fotolia; p. 83 (center) TuTheLens/Shutterstock; p. 85 (girl) Andrey Lipko/Shutterstock, (horse) Eric Isselee/Fotolia, (lamb) Eric Isselee/Shutterstock, (barn) Andrea Danti/ Shutterstock, (rabbit) Eric Isselee/Shutterstock, (hen) sval7/Shutterstock; p. 86 (top) Eric Isselee/Shutterstock, (middle) Stefan Petru Andronache/Shutterstock, (middle) sval7/Shutterstock, (bottom) Eric Isselee/Shutterstock; p. 89 (top) Bjorn Heller/Shutterstock, (bottom) Andrea Danti/Shutterstock; p. 90 (top left) nevodka/Shutterstock, (middle left) Hortimages/Shutterstock, (bottom left) Alicia Shields/Shutterstock; p. 92 (top) oxilixo/Fotolia, (left) Erik Lam/Shutterstock, (right) © Yuri Arcurs/Fotolia; p. 96 (center) Africa Studio/Shutterstock; p. 97 (left) In Green/Shutterstock, (right) DenisNata/Shutterstock; p. 99 (left) Glenda/Shutterstock, (right) wacpan/ Shutterstock; p. 104 (top left) Mirek Kijewski/Shutterstock, (middle left) Prasong Takham/Shutterstock, (bottom left) siro46/Shutterstock; p. 106 (top) bluehand/Shutterstock, (left) Vladimir Jotov/Shutterstock, (right) Alan Poulson Photography/Shutterstock; p. 110 (left) deviantART/Fotolia, (right) Yuriy Mazur/Fotolia; p. 111 Shane Trotter/Shutterstock; p. 113 Digital Vision/Thinkstock; p. 114 Dmitry Naumov/Shutterstock; p. 115 MidoSemsem/Shutterstock; p. 125 (top) James Thew/Fotolia, (left) ellenamani/Fotolia, (right) mma23/Fotolia; p. 127 (top) Caleb Foster/Shutterstock, (middle) StockLite/Shutterstock, (bottom) Cindy Jenkins/Shutterstock; p. 129 (top) Tom Suarez/Fotolia, (middle) Birdiegal/Shutterstock, (bottom) Mike Truchon/Shutterstock; p. 131 (seal) Nicram Sabod/Shutterstock, (duck) Africa Studio/Shutterstock, (monkey) Marina Jay/Shutterstock, (kitten) Jiri Hera/Shutterstock, (eyes) Stephanie Frey/Shutterstock, (ears) Voronin76/Shutterstock, (hands) Nuiiko/Shutterstock; p. 133 (top) siamionau pavel/Shutterstock, (middle) Christian Musat/Shutterstock, (bottom) mizio70/Shutterstock; p. 135 (top left) Paul Matthew Photography/Shutterstock, (middle left) Excellent backgrounds/Shutterstock, (center top) Markus Mainka/Shutterstock, (middle) Kalmatsuy/Shutterstock, (center bottom) Top Photo Group/Thinkstock, (top right) Anke van Wyk/Shutterstock, (middle right) MustafaNC/Shutterstock, (bottom right) Kavee Vivii/Shutterstock; p. 137 (top left) Bjorn Heller/Shutterstock, (middle left) Sherry Yates Young LPN / Shutterstock, (center top) oznuroz/Shutterstock, (center) eans/ Shutterstock, (center bottom) Eric Isselee/Thinkstock, (top right) Peredniankina/Fotolia, (middle right) saied shahin kiya/Shutterstock, (bottom right) saied shahin kiya/Shutterstock; p. 139 (center) Denise Kappa/Fotolia, (center bottom) Ljupco Smokovski/Shutterstock, (right) deviantART/Fotolia. Stickers: p. 1 Unit 1: (top) Nata-Lia/Shutterstock, (middle) marcioalves/Shutterstock, (middle) Africa Studio/Fotolia, (bottom) design56/Shutterstock; Unit 2: (top) BananaStock/Thinkstock; Unit 3: (top) juan carlos tinjaca/Shutterstock, (middle) Andres/Shutterstock, (bottom) DenisNata/Shutterstock; Unit 4: (top) Ivonne Wierink/Shutterstock, (bottom) Ingram Publishing/Thinkstock; Unit 5: (top) Dan Peretz/Shutterstock, (bottom) Africa Studio/Shutterstock; Unit 6: (top) © Getty Images/Thinkstock, (bottom) Lucy Liu/Shutterstock; Unit 7: (top) Bjorn Heller/Shutterstock, (middle) Erik Lam/Shutterstock, (bottom) Eric Isselee/Shutterstock

Music credits: Music composed by John Farrell, Hope River Music, www.johnfarrell.net, and Jeff Miller, Grant's Corners, Walden, NY, assisted by Conway Cheung. Music and vocal recordings produced by Jeff Miller and John Farrell. Recorded and mixed by Jeff Miller at Grant's Corners, Remote Recordings, Yorktown Heights, NY, and Hillsdale, NY. Song lyrics by Barbara Hojel, with contributions by John Farrell. Children's vocal performance directed by Lorraine Cich. Child vocal performers: Julia Apostolou, Aisha Bhakta, Emma Halderman, Cassidy Kenney, Juliana Moscati; adult vocal performers: Lorraine Cich, John Farrell, Maggie Farrell, Ann Marie Lord. Additional composition and editing: Eastern Sky Media Services, Inc. Casselberry, Florida. Produced by Jon W. Reames and David E. Brown.

Recording and Audio Production services: CityVox, LLC.

PEARSON ELT ON THE WEB

PearsonELT.com offers a wide range of classroom resources and professional development materials. Access course-specific websites, product information, and Pearson offices around the world. Visit us at www.pearsonELT.com.



CONTENTS


1 My School	1	6 My Clothes	71
2 My Senses	15	7 Animals	85
3 My Family	29	8 My World	99
4 My Toys	43	9 Show Time!	113
5 Food	57		

Cutouts and
Stickers included!





NEW BIG FUN



Song



*From the sky to the ground
And all the way around—
We can have big fun!
If there's rain, if there's sun,
Let's play with everyone.
We can have big, big fun!*



*Take a walk outside.
Our world is big and wide.
There are flowers and trees,
And yellow bumblebees.
Buzz, buzz, buzz!*

(Chorus)

*Join your hands with me.
Let's see what we can see!
Then take a closer look.
We'll learn beyond our book.
Look, oh, look!*

(Chorus)



MY SCHOOL

A5 & A7
1

Look and predict. Listen.



Find the balls!



A8-9
2

Listen and say. Find and match.



scissors



markers



shelves



books

What are these?

They are scissors.



Vocabulary Presentation: scissors, markers, shelves, books

Language Presentation: What are these? They are (scissors). Review: What is this? It is (a book).

denkhodaedu.com

A10-17

3 Listen and say. Find and match.



box



ball



hoops









jungle gym



What is this?


It is a hoop.

4 ✂ Cut out. Look and trace. Paste.


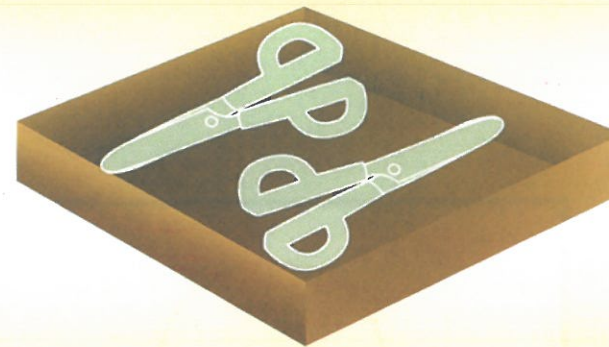
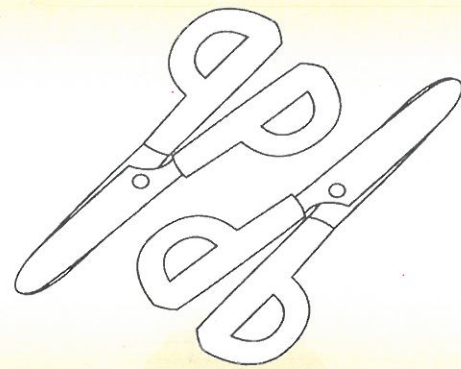
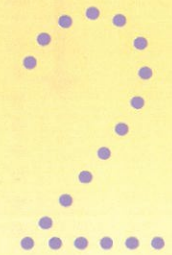
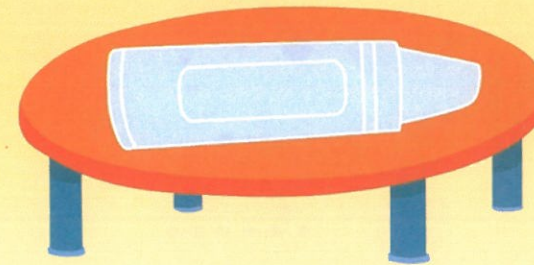
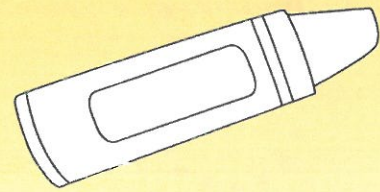


A13-74
5

Listen and say. Trace numbers, count, and match.

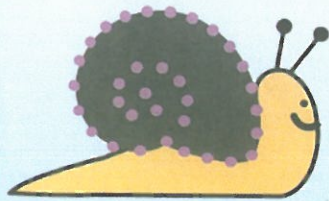

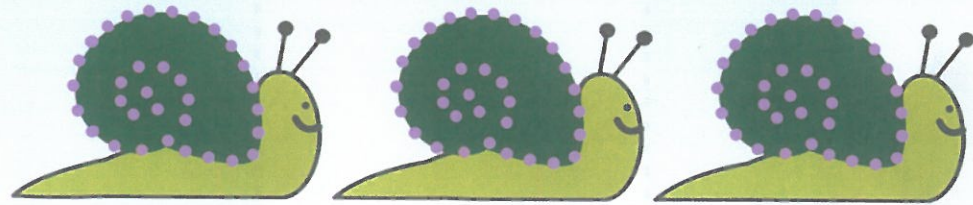


6 Trace, color and count. Then match.



Math Connection: Numbers 1, 2, 3
Review: This is/These are

7 Look and find. Then trace and say.







Cut out. Listen, match, and paste.




1.



2.



3.





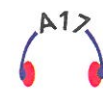
4



Your turn. Draw and color.

dekhodaedu.com

Copyright © 2014 by Pearson Education, Inc.




Draw and Color




Draw and color.

|





2  It's a ball!

 Very good!



Copyright © 2014 by Pearson Education, Inc.

 What are these?

 They are puppets!

VALUES

9 Trace and draw yourself. 



Find a box!

AMAZING



10 Look closely. Color the frame around the snail's trail.



What are these?



12


Critical Thinking: Snails make trails.
Science Words: snail, trail

dekhodaedu.com





PROJECT

Make a Snail

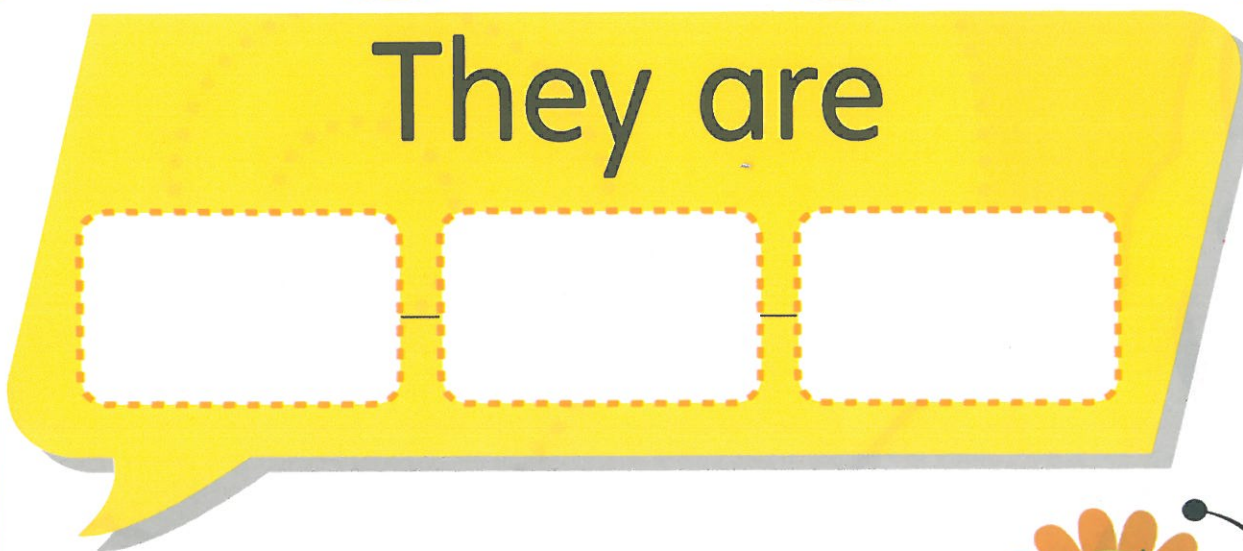


WRAP-UP

11 Draw your face. Stick and say.




They are



GO TO
SHOW
TIME
Page 116

2

MY SENSES

^{A5 & A21}
1 Look and predict. 
Listen.



Find the bells!



A22-23

2 Listen and say. Find and match.



tongue



nose



ear




hands



eyes

I smell with my nose.



A24-25

3 Listen and say. Find and match.



smell



see




taste



touch



hear



I taste with my tongue.

4




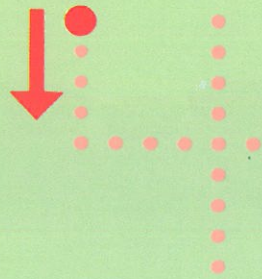


Cut out. Look and paste.




A27-28


5 Listen and say. Trace numbers, count, and match.



6 Count and trace. Then match.



salty



sweet

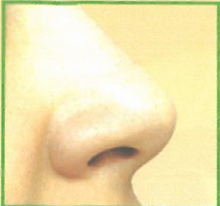




sour



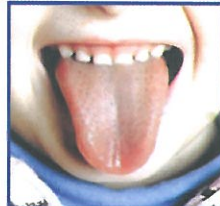
موسسه زبان دهخدا
dehkhodaedu.com

7 Look and say. Then circle.

		
smell		

		
touch		


		
see		


		
taste		

		
hear		

A29-30


8 Listen and match. Say.






A32 **Guessing Game**

4  What is this?

 Mmmm. I taste apple with my tongue!



 What is this?

 I don't know. I see with my eyes.

AMAZING



10 ✂ Look closely. Cut out and paste.




What do you taste with?



PROJECT

Taste with Your Tongue!

	Salt	sugar	lemon
1			✓
2			
3			



WRAP-UP

11 Draw your face. Stick and say.



I see with
my _____.



GO TO
SHOW
TIME
Page 116



3


MY FAMILY

A5 & A36
1

Look and predict. Listen.



Find the babies!



A37-38

2

Listen and say. Find and match.



grandfather



grandmother



aunt



uncle



A39-40


3 Listen and say. Find and match.



cousin



house



apartment




pets



She is my cousin.




4 ✂ Cut out. Paste and say.



موسسه زبان دهخدا
dekhodaedu.com

AA2-4.3


5 Listen and say. Trace numbers, count, and match.



6 Count and trace. Then match.




green




red



purple



7 Look and match. Then count and write.




_____ pets

A44-45

8 Listen and match. Say.






4



They are all my family!

dekhodaedu.com



A46

Show and Tell



Is she your mother?



No, she is not!
She is my aunt.



2



Who is he?



He is my cousin!

Copyright © 2014 by Pearson Education, Inc.



Who is he?




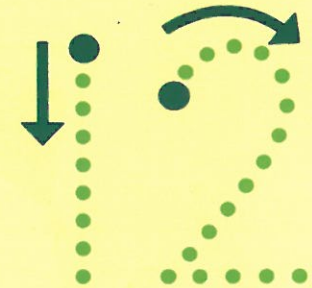
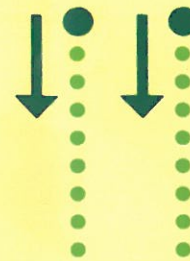



He is my uncle!




3

A57-58


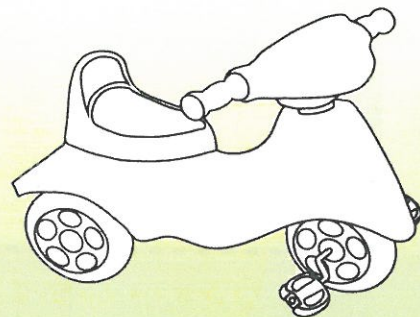

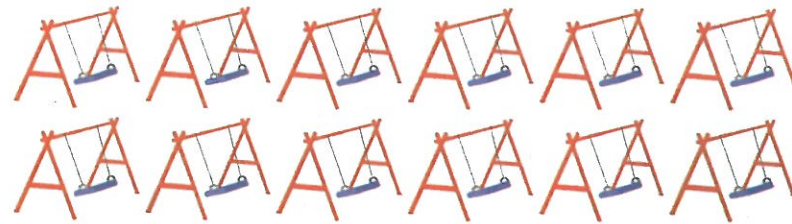


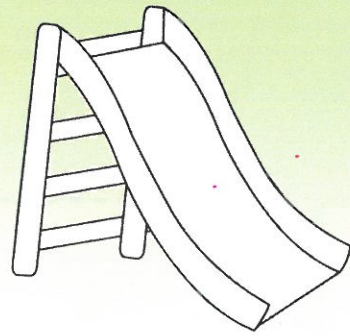
5 Listen and say. Trace numbers, count, and match.



6 Trace and count. Then draw.




7 Look and match. Then write.





Cut out, listen, and paste. Sing.


1.




2.




3.




4.






Copyright © 2014 by Pearson Education, Inc.


4  Now I have a puppet-kite!



A67 

Outdoor Fun

 Hello. What do you have?

 I have a puppet and blocks.



Copyright © 2014 by Pearson Education, Inc.

2



What do you have?



I have a kite.

dekhodaedu.com




I want the puppet, please!

3

VALUES

9 Color blocks. What do you see?



Find the puppets.


AMAZING



10 ✂️ Look closely. Cut out and paste.



What is this?




PROJECT

Make Clouds!



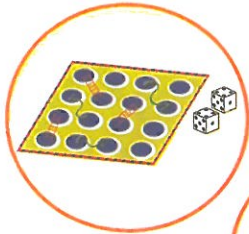
I have a cloud!

Oh, no! My T-shirt!





11 Draw your face. Stick and say.



I have a _____ .

Three dashed boxes for drawing are provided below the text.





5

FOOD

A5 & B7

1 Look and predict. Listen. 



Find the watermelon!



موسسه زبان دهخدا
dekhodaedu.com

B2-3


2 Listen and say. Find and match.



meat



fish



oranges



salad



I like fish.




B4-5

3 Listen and say. Find and match.



corn



watermelon



potatoes



chicken




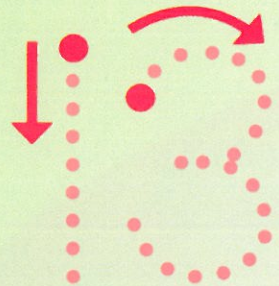


4 ✂ Cut out, choose, and paste food. Color the drink.



B7-8

5 Listen and say. Trace numbers, count, and match.



6 Look and count. Then draw and color.



7 Trace and say. Then draw.




sun



ocks



am






B9-10

8



Listen and say. Cut out and paste. Trace and write.





4



I like fruit salad!

dekhodaedu.com

Copyright © 2014 by Pearson Education, Inc.




I Like Apples



I like apples.

1



2



I like oranges.




I like watermelon.

3

VALUES




9 Color the scene showing good table manners.



AMAZING



10 Look and say. Match.




fruit

seeds

PROJECT

Plant a Seed


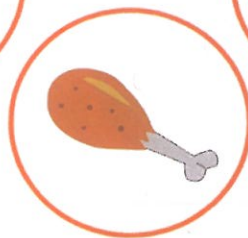




Think big!



WRAP-UP

11 Draw your face. Stick and say.



I like _____ .



GO TO
SHOW
TIME
Page 116



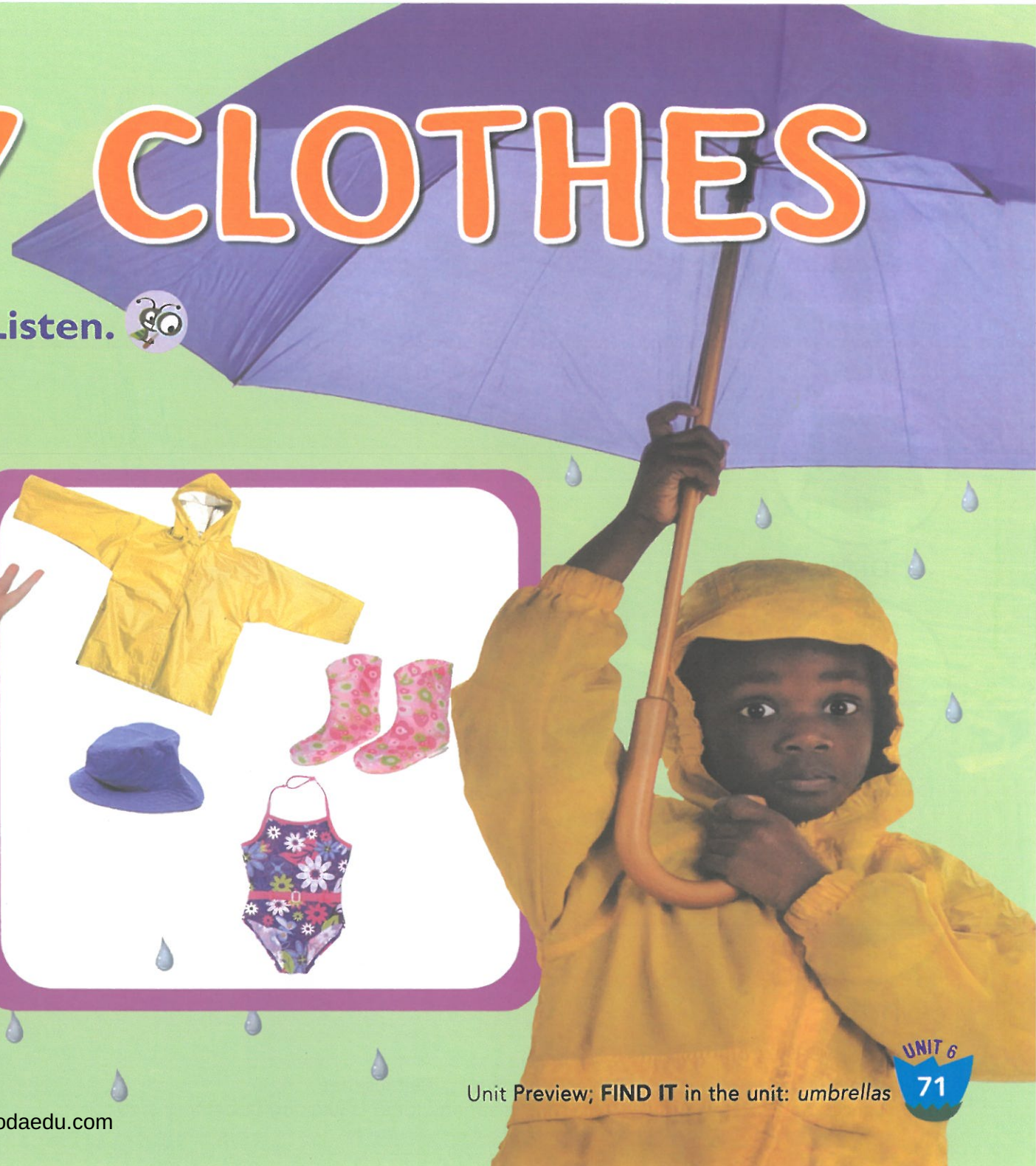
6

MY CLOTHES

A5 & B14

1 Look and predict. Listen. 

Find the umbrellas!



B15-16

2 Listen and say. Find and match.



bathing suit



shorts



sandals



hat





موسسه زبان دهخدا
dekhodaedu.com

B17-18

3 Listen and say. Find and match.



jacket



raincoat



boots




umbrella



She is wearing a bathing suit.

Language Practice: What is (he) wearing? (He) is wearing (a jacket). Language Review: What does (he) have? (He) has (an umbrella).
dekhodaedu.com

4 Look and match. Say.

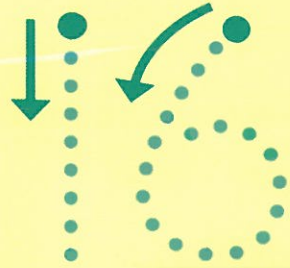













B20-27

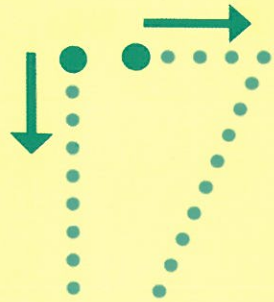
5














Listen and say. Cut out and paste. Trace and count.






6 Look and match. Draw.



7 Trace and say. Then draw.



mother



moon




Matt



B22-23
8



Listen and say. Cut out and paste. Trace and write.



moon



milk



mother



mouth

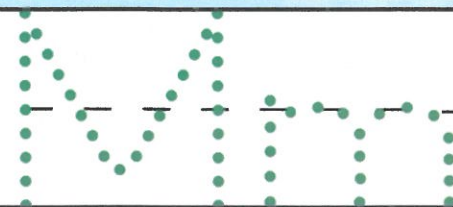



muffin



meat


Mm






Copyright © 2014 by Pearson Education, Inc.

4

 How many sweaters do you see?

 I see 1 BIG sweater!

dekhodaedu.com


B24

How Many?



 What do you see?

1



2




How many hats do you see?



I see 4 hats.

dekhodaedu.com

Copyright © 2014 by Pearson Education, Inc.



How many socks do you see?



I see 6 socks.

3

VALUES

9 Who is helping? Look and color. 



Find the hat!



AMAZING



10 ✂ Look closely. Cut out and paste.




PROJECT

Make a Bird Puppet



Your bird can fly!



WRAP-UP

11 Draw your face. Stick and say.



He/She is wearing

Three dashed rectangular boxes for drawing or writing.



GO TO
SHOW
TIME
Page 121



B29-30

3 Listen and say. Find and match.



tractor



barn



lamb



horse

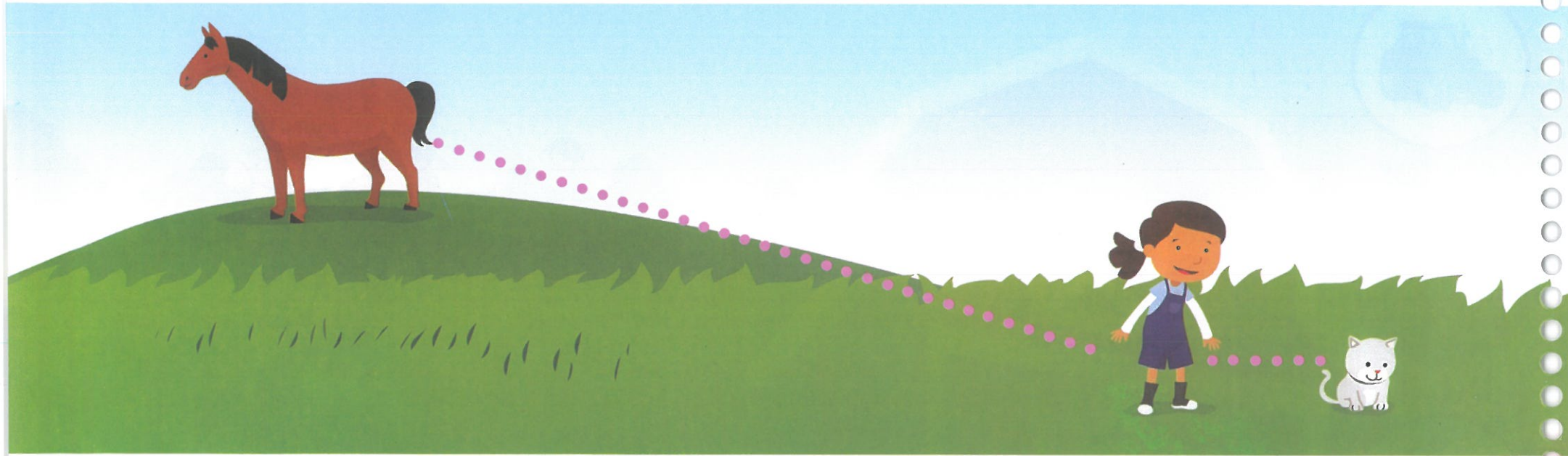


Where are the lambs?

Here they are.

B32
4

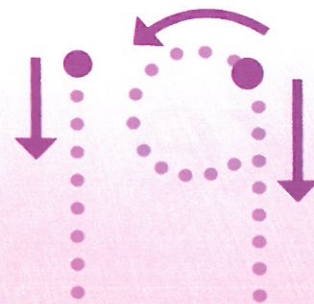
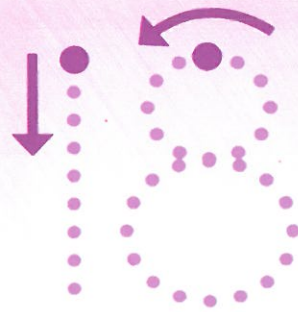
Listen. Look and trace. Say.



B33-34
5



Listen and say. Cut out and paste. Trace and count.





6 Trace and say. Then draw.




lollipop



lemonade



lynn



7 Look and find. Then draw.




B35-36


8



Listen and say. Cut out and paste. Trace and write.




lizard



lemonade




lamb




lollipop




legs



lion





4



Here are the lambs.



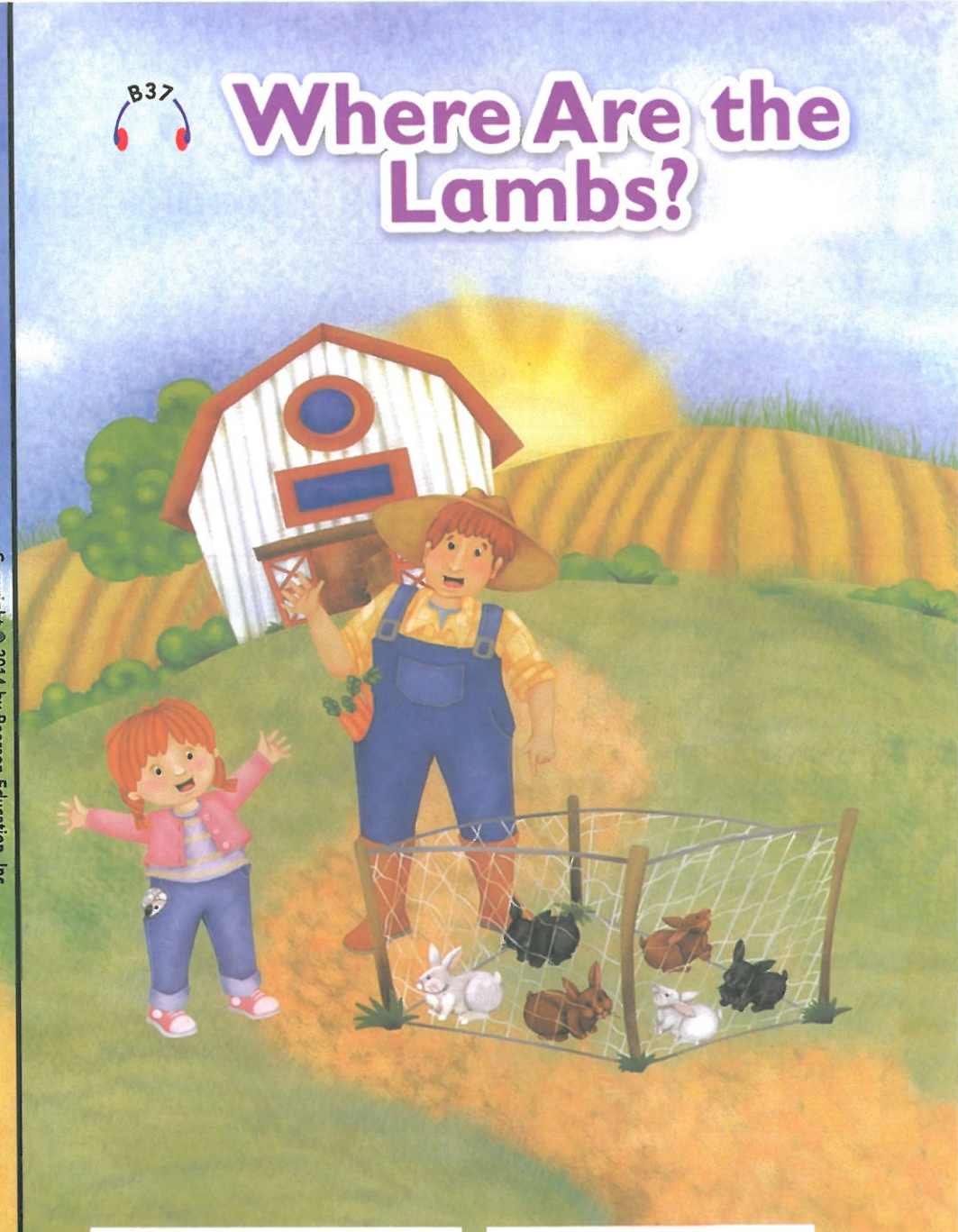
I have a lamb, too!

dekhodaedu.com

Copyright © 2014 by Pearson Education, Inc.

B37

Where Are the Lambs?



Where are the rabbits?



Here they are.



2



Where are the lambs?



Copyright © 2014 by Pearson Education, Inc.



I see a lamb in the sky.




Come with me!

3

VALUES




9 How do you take care of an animal? Draw.




AMAZING



10 ✂ Look closely. Cut out and paste the cutouts in order.



Wow! That's amazing!








PROJECT

Make a Chick Card

Where is the chick?

Here it is!





11 Draw your face. Stick and say.



Where are the _____ ?



8

MY WORLD

A5 & B39
1

Look and predict. Listen.



Find the restaurants!



BAO-47

2 Listen and say. Find and match.



restaurant



park



fire station



school



B43-44

3 Listen and say. Find and match.



hospital



police station



store



supermarket

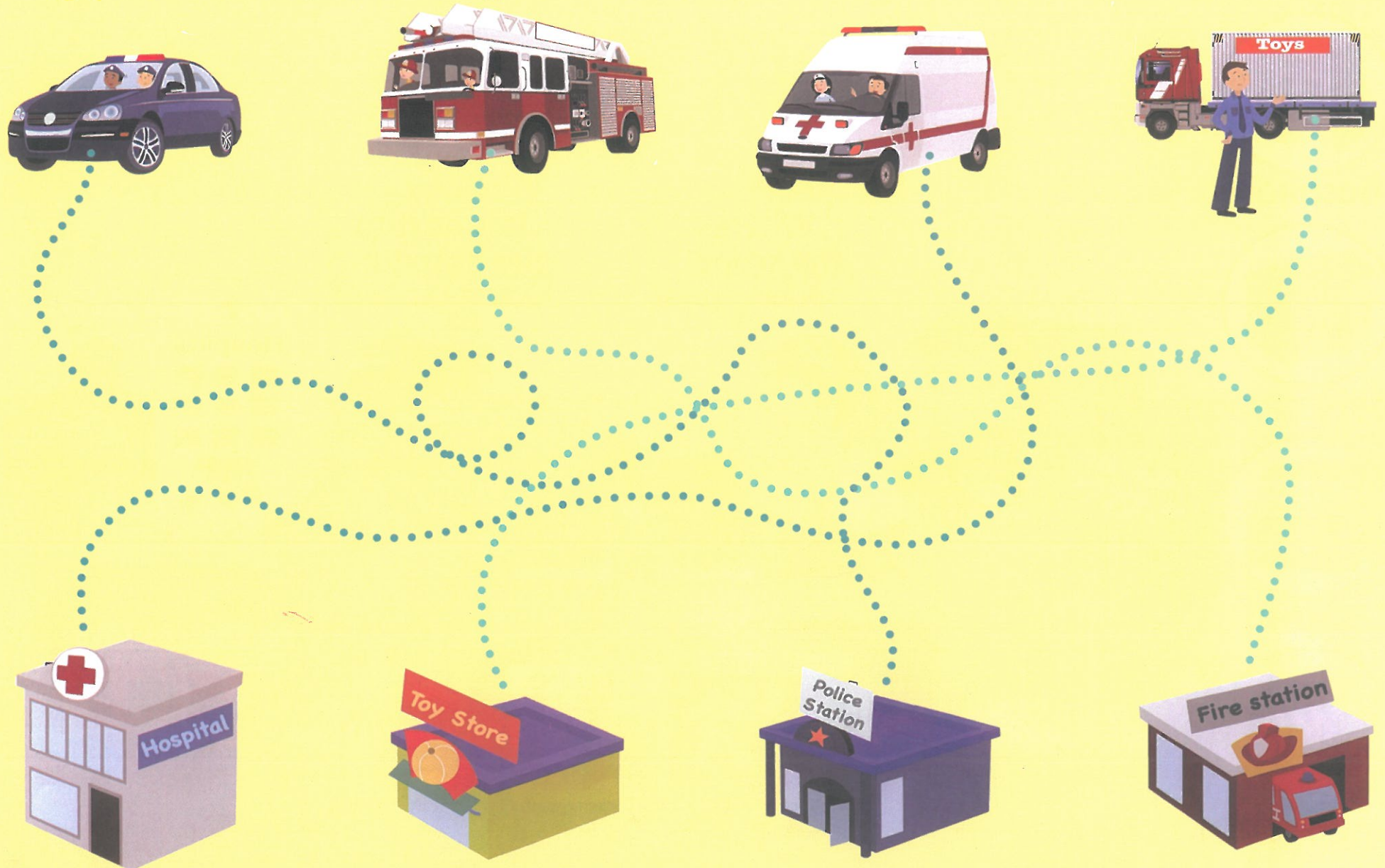
Where is the school?

It is next to the hospital.



Vocabulary Presentation: *hospital, police station, store, supermarket; in front of, behind;* Vocabulary Practice: *next to*
Language Presentation: *Where is the (park)? It is (behind) the (store).*

4 Look and trace. Say.

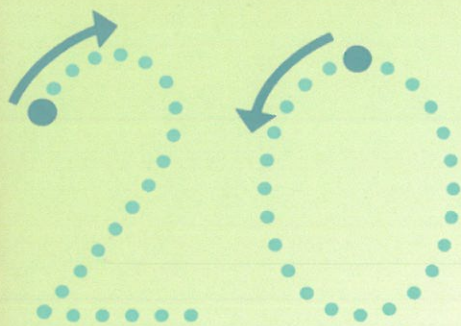


B46-47

5



Listen and say. Cut out and count. Paste and trace.




1 2 3 4 5 6 7 8 9 10


11 12 13 14 15 16 17 18 19 20



6 Trace and say. Then draw.




fish




ingers



ranks




7 Say and trace. Then count and color.



B49-50
8


✂ Listen and say. Cut out and paste. Trace and write.



fish



four



finger




fire station





feet



farmer





4



Where is Tim?



He is sleeping in the chair!


dekhodaedu.com



Where are the chairs?



They are over there.




2



Can I sit down?



Yes, you can.



Copyright © 2014 by Pearson Education, Inc.



Where are the tables?

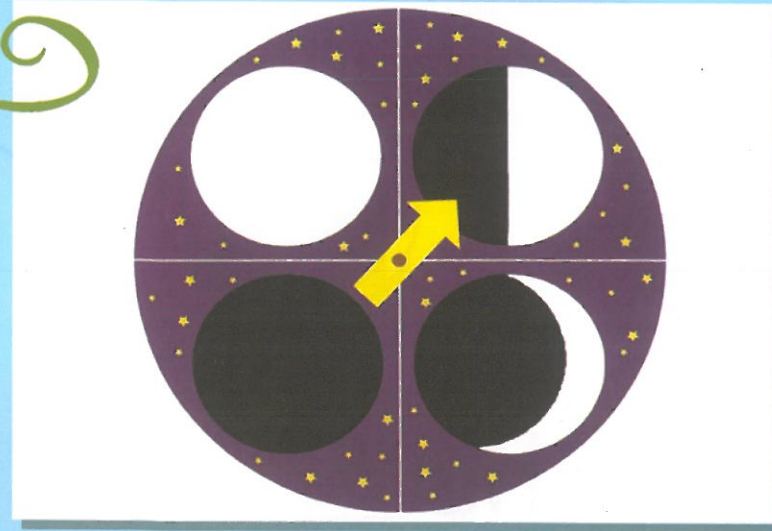


They are next to the chairs.

3

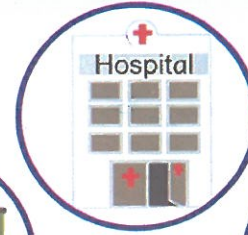
PROJECT

Make a Telescope




WRAP-UP

11 Draw your face. Stick and say.



Where is the _____ ?



Three empty rectangular boxes with dashed red borders, intended for drawing a face and sticking it to the page.

GO TO
SHOW
TIME
Page 123





9

SHOW TIME

B54
1

Listen and sing.




Find the flowers!



PROJECT

Make a Flower Mask

1.



2.



3.



PROJECT

Make Scenery

1.



2.



3.





Unit 1 MY SCHOOL

Think about the unit. Draw.





Unit 2 MY SENSES

Think about the unit. Draw.





Unit 3 MY FAMILY

Think about the unit. Draw.





Unit 4 MY TOYS

Think about the unit. Draw.



Show Time Personalization



Unit 5 FOOD


Think about the unit. Draw.





Unit 6 MY CLOTHES

Think about the unit. Draw.



Make costumes!



Unit 7 ANIMALS

Think about the unit. Draw.





Unit 8 MY WORLD

Think about the unit. Draw.



2

NEW BIG FUN





has completed Level 2!

Teacher

✂ Cutouts for Unit 1

page 4



page 8








Cutouts for Unit 2

page 18



page 26







✂ Cutouts for Unit 3

page 32




page 40





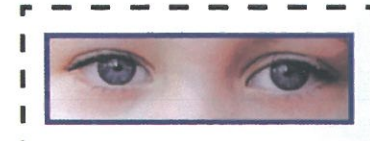


✂ Cutouts for Unit 4

page 50







page 54





✂ Cutouts for Unit 5

page 60





page 64






✂ Cutouts for Unit 6


page 75



page 78



page 82









✂ Cutouts for Unit 7

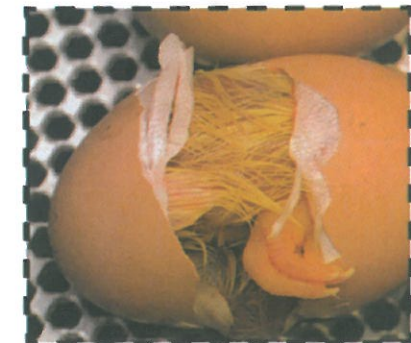

page 89



page 92




page 96





✂ Cutouts for Unit 8

page 103



page 106



page 110







Visit us at www.english.com/bigfun

NEW BIG FUN

2

**Share in your students' success.
Watch them enjoy learning
English and new skills.**

New Big Fun prepares students for a natural
and positive experience with language:

- **Communication:** because young children like to express their interests and ideas
- **CLIL:** because young children are learning English and so much more
- **21st Century Skills:** because young children need to be prepared for the world that awaits them
- **Assessment for Learning:** because awareness and confidence lead to success.



ISBN 978-1-292-26578-0



9 781292 265780 >